

Arizona Department Of Insurance

2006/2007 Annual Report



**Janet Napolitano
Governor**

**Christina Urias
Director of Insurance**

Printed copies of this report are restricted in accordance with A.R.S. § 41-4153 (H.B. 2414, Laws 2002). This report is posted on the Department of Insurance website (www.id.state.az.us).

Please contact our Americans with Disabilities Act (ADA) Coordinator at (602) 364-3471 if you need reasonable accommodations due to a disability or handicap with regard to this publication or other services of this Department. Requests should be made as early as possible to allow reasonable time to make necessary arrangements or procure materials in an alternate format.

Arizona Department of Insurance 2006/2007* Annual Report

**Christina Urias
Director of Insurance**

to

**Janet Napolitano
Governor
and
Members of the Arizona
Legislature**

Arizona Department of Insurance
2910 North 44th Street, Suite 210
Phoenix, Arizona 85018
(602) 364-3100

*The information in this report is in the public domain
and may be reprinted without permission.*

** To provide the public with the most up-to-date information about the Department of Insurance and the domestic insurance industry, this report contains the most current, complete data available, which in some cases is for Calendar Year 2006 and in others is for Fiscal Year 2007 (7/01/06 through 6/30/07). Generally, data concerning the Department's licensees is reported for Calendar Year 2006, while data relating to the Department's operations is reported for Fiscal Year 2007. Exceptions are noted.*

TABLE OF CONTENTS

Directory	1
Message from the Director of Insurance	2
Strategic Plan Summary	3
Division Reports/Organization Chart	4
Director's Office	6
Administrative Services and Licensing	7
Consumer Affairs	11
Health Care Appeals	12
Financial Affairs	14
Property and Casualty	16
Life and Health	19
Investigations Division	21
Fraud Unit	22
Market Oversight Division	23
Guaranty Funds	24
Receivership	25
Captive Insurance	26
Public Information Resources	28
Internet Resources	30
Consumer Publications	32
Laws and Policy	34
2006 and 2007 Legislation	36
2006 Regulatory Bulletins	37
Fiscal Reports	38
Insurance Professionals and Insurers Authorized in Arizona	42
Summary of Insurance Professionals	44
Synopsis of Annual Statements	45
Insurers Authorized in Arizona	47
Top 25 Authorized Premium Writers for Select Lines of Business	100
Insurers That Ceased Arizona Business Activity	118
Receivership Activity	122
Qualified Surplus Lines Insurers	126
Alphabetical Listing of Surplus Lines Insurers	128
Types of Surplus Lines Business Written in 2006	132

DIRECTORY

Arizona Department of Insurance

2910 North 44th Street, Suite 210 ~ Phoenix, Arizona 85018

www.id.state.az.us

Divisions	Sections	Phone Numbers	Facsimile Numbers
Director's Office		(602) 364-3471	(602) 364-3470
Administrative Services	Business Services Accounting, Human Resources, and Purchasing	(602) 364-3100	(602) 364-2400
	Licensing <i>licensing@azinsurance.gov</i>	(602) 364-4457 (877) 660-0964	(602) 364-4460
Arizona Guaranty Funds 1110 W. Washington, Ste. 270 Phoenix, AZ 85007		(602) 364-3863	(602) 364-3872
Captive Insurance	<i>captive@azinsurance.gov</i>	(602) 364-4490	(602) 364-3989
Consumer Affairs	Consumer Services <i>consumers@azinsurance.gov</i>	(602) 364-2499 (800) 325-2548	(602) 364-2505
	Consumer Services—Spanish <i>ayuda@azinsurance.gov</i>	(602) 364-2977	(602) 364-2505
	Health Care Appeals	(602) 364-2399	(602) 364-2398
	Market Assistance <i>consumers@azinsurance.gov</i>	(602) 364-2496 (800) 544-9208	(602) 364-2505
Market Conduct		(602) 364-4994	(602) 364-4998
Financial Affairs	Financial Examination, Financial Surveillance, and Special Insurance Markets	(602) 364-3999	(602) 364-3989
	Financial Compliance <i>(Records, Tax, Trust Deposits)</i>	(602) 364-3998	(602) 364-3989
Investigations 4201 N. 16th Street, Ste. 220 Phoenix, AZ 85016	Fraud Unit and Administrative Enforcement <i>investigations@azinsurance.gov</i>	(602) 912-8418	(602) 912-8419
Life and Health	Rates and Forms, Utilization Review Agents, and Third Party Administrators	(602) 364-2393	(602) 364-2175
	Managed Care and Prepaid Dental Plan Oversight	(602) 364-2394	(602) 364-2175
Property and Casualty	Rates and Forms, and Registration	(602) 364-3453	(602) 364-3989
Receivership		(602) 364-4495	(602) 364-4494
Tucson Office 400 W. Congress, Ste. 152 Tucson, AZ 85701		(520) 628-6370	(520) 628-6633

A Message from the Director of Insurance



Governor Napolitano and Members of the Arizona Legislature,

I am pleased to provide this 2006/2007 Annual Report of the Arizona Department of Insurance.

The Department of Insurance is a tremendous value to the people of Arizona. In addition to the one-on-one assistance it provides to Arizona consumers, the Department also collects fee and assessment revenues that reimburse the General Fund for the amount of its appropriation. In fiscal year 2007 the Department collected and remitted over \$399 million in insurance premium tax revenues to the General Fund, and nearly \$29 million to fire fighter and public safety retirement funds. The Department regulates massive insurance institutions which transacted almost \$25 billion of premiums in this state in 2006.

My continued respect and gratitude goes to the Department's staff for another year of excellent service to Arizona's insurance consumers.

A balanced approach to insurance regulation needs all stakeholders in Arizona's insurance markets to continue to work together to further our joint interests in assuring the economic development of the insurance companies doing business in our state, while protecting the interests of Arizona insurance consumers.

Sincerely,

A handwritten signature in black ink, appearing to read 'Christina Urias'. The signature is fluid and cursive, written over a white background.

Christina Urias
Director of Insurance

Strategic Plan Summary

The mission of the Department of Insurance is ***to faithfully execute the state insurance laws in a manner that protects insurance consumers and encourages economic development.***

The Department achieves its overall mission through accomplishing the missions of the following programs and subprograms.

PROGRAM / SUBPROGRAM	MISSION STATEMENT
Policy and Administration	To provide leadership, direction, coordination and support, enabling the agency to achieve its mission.
Solvency Regulation	To oversee and promote the ability of authorized insurers to perform their financial obligations under insurance policies.
Financial Condition and Soundness Oversight	To detect and deter insurer financial deficiencies and unsound practices as early as possible.
Insolvency Administration	To minimize the impact of insurer insolvencies on Arizona residents.
Consumer Support	To inform, assist and protect Arizona insurance consumers.
Consumer Information and Assistance	To make available and promote insurance-related information and assistance to enable Arizona consumers to make informed decisions, and to facilitate their receipt of benefits to which they are entitled.
Market Practices Oversight	To protect Arizona insurance consumers from unfair and illegal market practices and to oversee insurer compliance with Arizona laws that promote effective health service delivery systems.
Fraud Investigation and Deterrence	To deter, investigate, and facilitate conviction for insurance fraud.
Licensing	To render efficient, effective and quality insurance licensing services and to restrict license issuance and renewal to qualified candidates.
Professional Service Licensing	To render efficient, effective and quality licensing services to insurance producers and other insurance-related service providers and to restrict license issuance and renewal to qualified applicants.
Insurer Licensing	To render efficient, effective and quality licensing services to insurers and other insurance risk bearing entities and to restrict license issuance to qualified applicants.
Premium Tax Collections and Analysis	To fully collect, efficiently deposit and accurately forecast insurance premium tax revenues.
Captive Insurance	To provide a regulatory environment that enables development of the domestic captive insurance industry, and to oversee the soundness of domestic captive insurers.

Department of Insurance Division Reports



Director of Insurance

Financial Affairs Division

- Compliance Section
- Examination Section
- Surveillance Section
- Special Insurance Markets Section

Receivership Division

Insurance Guaranty Funds

- Life and Disability Insurance Guaranty Fund Board
- Property and Casualty Insurance Guaranty Fund Board

Captive Insurance Division

Administrative Services Division

- Accounting Section
- Business Services Section
- Licensing Section
 - Continuing Education Review Committee

Information Services Division

Consumer Affairs Division

- Consumer Assistance Section
- Health Care Appeals Section

Market Oversight Division

- Market Analysis Section
- Market Conduct Examination Section

Investigations Division

- Administrative Enforcement Section
- Insurance Fraud Unit

Property and Casualty Division

- Rates and Forms Section
 - Workers' Compensation Appeals Board
 - Insurance Consumer Advisory Board
- Registration Section

Life and Health Division

- Managed Care Section
- Forms Review Section
- Utilization Review / TPA Section

OFFICE OF THE DIRECTOR

Christina Urias Director
Gerrie Marks Deputy Director
Erin H. Klug Public Information Officer
Mary Kosinski..... Executive Asst., Regulatory Affairs
Margaret McClelland..... Rules Analyst
Karlene Wenz Executive Asst., Policy Affairs

The mission of the Director's Office is to provide leadership, direction, coordination and support, enabling the Department to achieve its overall mission. The Director's Office:

- As a Cabinet level agency, advises and supports the Governor's Office
- Develops, recommends and implements insurance-related legislation
- Develops and promulgates appropriate rules, conducts five year rule reviews, and submits annual reports and substantive policy statements to the Governor's Regulatory Review Council
- Develops the agency's operational policies and coordinates and directs the activities of the agency's divisions
- Provides technical support and advice to state legislators and the U.S. Congressional delegation
- Participates as a member of the National Association of Insurance Commissioners
- Coordinates interaction with the agency's major constituencies, including consumers, licensees, industry, elected officials and the media
- Coordinates the agency's interaction with other state and federal agencies
- Coordinates and participates in numerous task forces and advisory groups
- Oversees the administration of boards and other public bodies within the agency
- Oversees the preparation, publication and distribution of regulatory information to the public, including consumer oriented literature, statutorily required reports, the agency newsletter, and the agency website
- Makes appearances and speeches before interested groups
- Coordinates legal representation of the agency by the Attorney General's Office
- Renders ultimate decisions in administrative proceedings necessary to enforce and administer the Insurance Code
- Develops the Agency Operational Plan, Budget Request, Information Technology Plan, Business Continuity Plan, and Disaster Preparedness Plan
- Provides agency accounting, budgeting, payroll, personnel, facilities management, risk management, telecommunication, information technology, mail processing and courier services.

Director's Office Highlights Fiscal Year 2007

- ◆ *Made educational presentations to more than 1,200 insurance consumers and industry representatives.*
- ◆ *Revised and promoted updated health insurance consumer brochure entitled "Report on Arizona Health Insurers."*
- ◆ *Entered into a Memorandum of Understanding with the Centers for Medicare & Medicaid to facilitate the sharing of complaint information involving Medicare related insurance products.*
- ◆ *Initiated adoption of regulatory rules regarding life insurance sales to military personnel.*

ADMINISTRATIVE SERVICES DIVISION

Scott Greenberg..... Chief Operating Officer
 Steven Fromholtz..... Licensing Administrator
 Mary Jordan Accounting Manager
 Barbara Beltran..... Business Services Supervisor

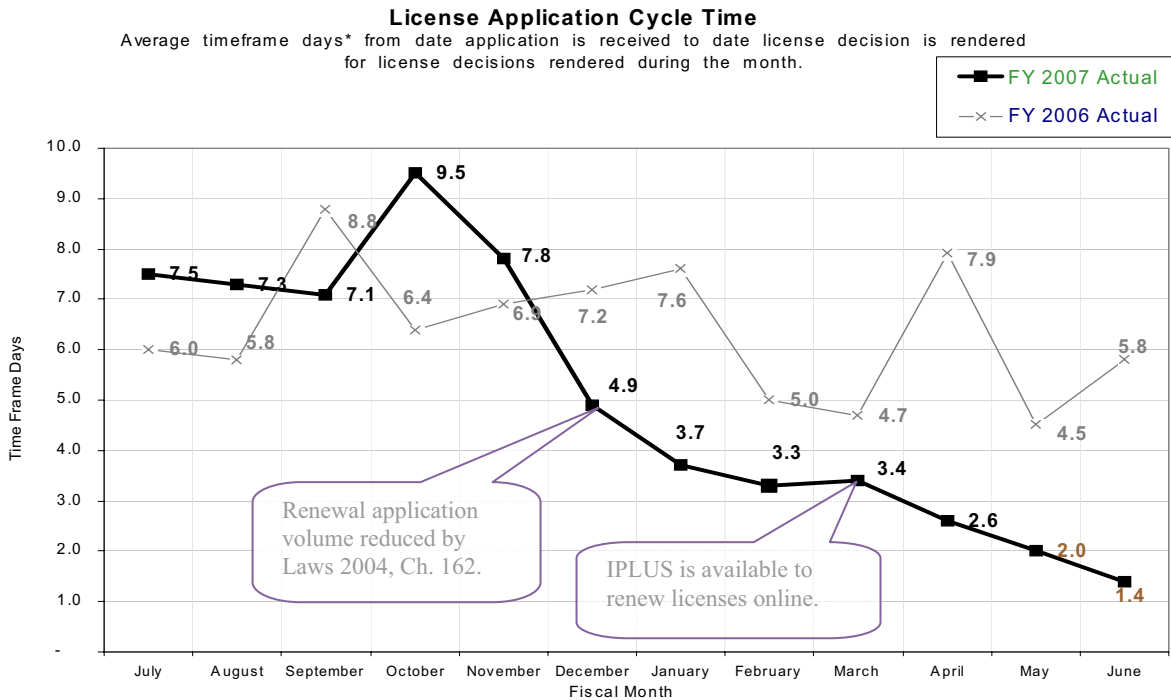
The Division is comprised of the Licensing Section, the Business Services Section and the Accounting Section.

Licensing Section

The mission of the Licensing Section is to provide efficient, effective and quality insurance licensing services to producers and other insurance-related service providers. The Licensing Section ensures that insurance license candidates meet all qualifications before issuing or renewing a license. The Section reviews and analyzes applications for professional-services licensure, maintains and accesses agency-specific and national licensing databases, obtains criminal history information on certain applicants, maintains electronic and physical license files, administers contracts for pre-license examination services and for continuing education provider and course certification.

Although the professional services licensing population grew by 11.7% during Fiscal Year 2007¹, the Licensing Section continued to operate efficiently, reviewing license applications in an average of only 5.6 licensing time frame days².

The following charts illustrate the licensing cycle time and application processing workload during the last two fiscal years on a monthly basis.

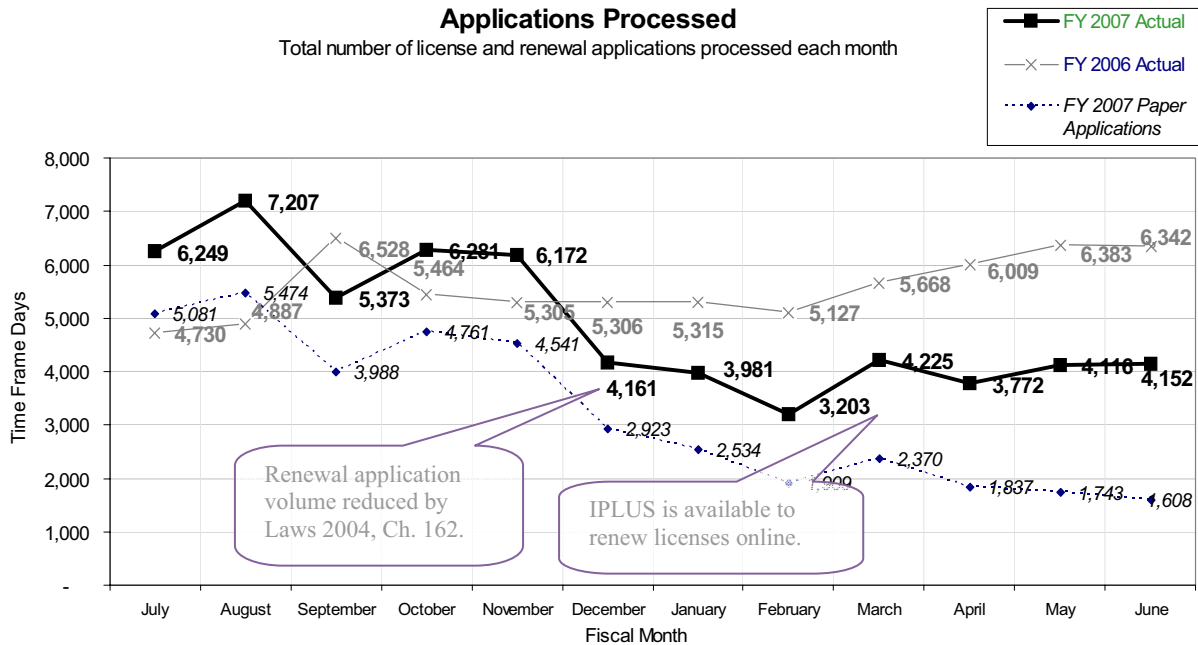


¹ From 119,819 at June 30, 2006, to 133,797 at June 30, 2007.

² “Licensing time frame days” are the “overall time frame” days, as defined in A.R.S. §41-1072(2), minus the days that the overall time frame is suspended in accordance with A.R.S. § 41-1074(B).

Applications Processed

Total number of license and renewal applications processed each month



**"Timeframe days" exclude the number of days during which applications have been returned to applicants due to deficiencies.

End of License Term Transition. Laws 2004, Chapter 162 extended the term for licenses issued to insurance professionals from two years to four years, and provided a two-year period over which existing licenses were converted to a four-year term. The transition period ended with licenses expiring December 31, 2006, and the Department began receiving fewer renewal applications beginning with licenses expiring January 31, 2007. Instead of receiving between 3,000 and 4,500 renewal applications each month – the volume during July through November 2006 -- the Licensing Section began receiving only 1,100 to 2,100 renewal application each month (December 2006 through June 2007), which allowed the Section to process license applications more quickly. The Section was also able to eliminate a FTE position in May 2007, allowing an additional position to be added to the Department’s Consumer Affairs Division.

Insurance Professional License Update System (I-PLUS). The Licensing Section and Information Services Division worked with the Arizona Government Information Technology Agency and IBM throughout the first three quarters of Fiscal Year 2007 to develop and implement an online Insurance Professional License Update System (“IPLUS”). Implemented in March 2007, IPLUS is available to Arizona-licensed insurance professionals on a 24/7/365 basis.

Insurance professionals can now update address and telephone number information without having to submit paper-based documents to the Department. And most insurance professionals are able to use IPLUS to submit license renewal applications and fees electronically. IPLUS automatically evaluates the electronic renewal application data against information maintained in outside databases to identify applicants requiring further scrutiny, and determines

compliance with continuing education requirements. For most, the renewal process takes less than 15 minutes to complete. IPLUS automatically updates the Department's database information, immediately reflecting on the insurance professional's license record over the Internet.

IPLUS eliminates the need for the Department's licensing employees to enter information into the Department's license database, thereby allowing employees to focus on more substantive responsibilities. For insurance professionals, using IPLUS is faster and easier than submitting demographic changes and renewal applications on paper. Insurance companies and the public benefit from information that is updated immediately, without delays that might otherwise occur because of workload backlogs at the Department. During its first months of implementation, IPLUS has been well received, with over 91% of IPLUS survey responses expressing a satisfaction level of "very satisfied."

Licensing Highlights For Fiscal Year 2007

- ◆ *Processed 29,013 new license applications, a 1.7% increase from the prior fiscal year.*
- ◆ *Received 17,757 new applications electronically, 61.2% of all new applications received during Fiscal Year 2007, saving approximately \$91,700 in processing costs.*
- ◆ *Processed 29,889 license renewal applications, a 22.4% decrease from the prior fiscal year.*
- ◆ *Received 2,379 license renewal applications electronically, 8.0% of all renewal applications received during Fiscal Year 2007, saving approximately \$9,200 in processing costs.*
- ◆ *Satisfied 96.8% of 3,381 customers who responded to licensing satisfaction surveys.*
- ◆ *Satisfied 98.1% of 1,100 customers who responded to the IPLUS satisfaction survey.*
- ◆ *Reviewed license and renewal applications in an overall average of 5.6 licensing time frame days².*
- ◆ *Saved approximately \$17,000 by producing licenses electronically rather than on paper.*

Business Services Section

The mission of the Business Services Section is to provide the goods and services needed to support efficient and effective agency operations. This Section is responsible for personnel, procurement, mail distribution and metering, facilities management, risk management and strategic planning support.

Accounting Section

The mission of the Accounting Section is to promptly and accurately complete and record agency accounting transactions. This Section is responsible over cash receipts and cash disbursements for eleven different funds; for executing and recording accounting transactions; for accurately forecasting revenues and expenditures; for developing and monitoring budgets for each of the Department's funding sources; for timely and accurately paying Department of Insurance employees.

Business Services and Accounting Highlights for Fiscal year 2007

- ◆ *The Accounting Section deposited over \$411.3 million in revenue into the State General Fund -- over 57 times the Department's \$7.2 million General Fund appropriation.*
- ◆ *The Accounting Section processed 100% of payments in 30 days or less, and all payments were processed in an average of 7.0 calendar days.*
- ◆ *Approximately 90.4% of employees who responded to the Fiscal Year 2007 Employee Satisfaction Survey indicated that overall, they were satisfied with the Business Services Section and Accounting Section.*

CONSUMER AFFAIRS DIVISION

Mary Butterfield..... Assistant Director
Catherine O'Neil Ombudsperson
Mary Kitterman Market Assistance Manager
Lorraine McCormack Health Care Appeals Manager

The mission of the Consumer Affairs Division is to assist, inform and protect Arizona insurance consumers. The Division is comprised of the Consumer Services and Health Care Appeals Sections. The Division provides a full range of consumer information and assistance in response to written, telephonic and walk-in requests, ranging from one-on-one assistance to individuals and businesses, to providing informative publications such as premium comparisons and insurer complaint ratios. The Division also assists with insurance-related education and outreach and helps Arizona businesses locate difficult to find liability insurance.

The Division received, investigated and responded to phone requests, e-mails and formal complaints from the Governor on behalf of her constituents on a wide range of insurance issues. Among other things, constituents needed assistance in getting immediate access to health care, staving off collections of unpaid medical claims that should have been paid by their health insurer, resolving auto insurance claims and getting policies reinstated when they were cancelled in violation of the law. In other cases, constituents needed explanations of various insurance laws including insurer's ability to use credit in rating and underwriting auto and home insurance, increase premiums on long-term care policies and investigate and settle insurance claims.

The Division also assisted federal and state elected officials and their staff in responding to insurance questions from their constituents. The level of assistance we provided was dependent on the nature of the request. Our response ranged from verbal explanations to the elected official or their staff on general insurance issues with a specific response to the consumer's questions; to a review of the regulatory and statutory issues and written explanations of our findings; to full blown investigations and written responses to the elected officials and/or their constituents.

Consumer Affairs Highlights for Fiscal Year 2007

- ◆ Assisted in settlements and recoveries for Arizona consumers totaling \$6,166,391
- ◆ Answered 51,794 telephone inquiries
- ◆ Processed 4,844 written complaints
- ◆ Assisted 630 consumers in person at the Department.
- ◆ Assisted 401 consumers in finding difficult-to-place commercial liability insurance coverage.

The Health Care Appeals Section administers Arizona's health care appeals law which requires all health insurers to have a multi-tiered process in place through which consumers may appeal insurer claim denials or denials of services, either on an expedited or standard basis.

Consumer Services Section

The Consumer Services Section is the insurance consumer's main point of contact with the Department. Consumer Services personnel provide critical assistance to Arizona's insurance consumers in numerous ways. Division personnel also responded to over 51,000 phone calls,

personally met with 630 members of the public, and handled more than 4800 written complaints and requests for information and assistance regarding insurance-related problems. The Division also assisted consumers in recovering more than \$6.1 million from their insurance companies.

The advent of new Medicare programs and Medicare related insurance products has led to an increase in the complexity in the kinds of inquiries received from Senior Citizens. Very often both federal and state laws and oversight must be considered in resolving complaints.

Health Care Appeals Report

Health Care Appeals Section administers the laws that provide a uniform process for Arizona health insurance consumers to appeal insurer claim denials¹ or requests for services². The appeal process culminates in an opportunity for an insured to obtain an unbiased, independent, external level of review administered by the Department.

In general, the health care appeals law³ provides a three-tiered process for insured members to contest denials or requests for service. The majority of appeals follow the standard appeals track, although the law provides an expedited track mirroring the standard process except for significantly reduced time frames at each level. To be eligible for an expedited appeal, the insured member's treating provider must submit a written certification along with supporting medical documentation indicating that the time required for the standard process "is likely to cause a significant negative change" in the medical condition at issue in the appeal. The insured member must exhaust the insurer's internal appeal steps (usually both levels one and two) before requesting external independent review; however, an insurer may choose to accelerate a case to external review at any of the internal levels. The last level of this process allows for a review that is external and independent of the health insurer. Once again, there are two distinct tracks that an external review can follow. If the case concerns a denial arising from a coverage or contractual issue, the Department makes the independent

- Exemptions to Arizona's Health Care Appeals Law**
- Federal plans
 - Workers' Compensation policies
 - Self-funded employee benefit plans
 - Fixed benefit plans (when benefit is based on the "health status of the insured")
 - Long Term Care policies
 - Medicare Supplement policies

	<u>Standard Process</u>	<u>Expedited Process</u>
Level 1	Informal Reconsideration	Expedited Medical Review
Level 2	Formal Appeal	Expedited Appeal
Level 3	External Independent Review	Expedited External Independent Review

determination. The non-prevailing party may then appeal to the Office of Administrative Hearings, although the Department is not a participant at the hearing.

If the case involves a medical necessity issue, an independent medical review organization makes the final determination. The Department contracts with several independent medical review organizations, referred to as "IROs", through the state procurement process. For each medical case, the Department selects a reviewer from its list of IROs, sends the case to the selected IRO who completes its medical review and sends its recommended decision back to the Department for final written determination. The health care insurer has no direct relationship or contact with the IRO at any time during the independent review process. The Department bills the insurer for the cost of the medical review and maintains a revolving fund to

¹ A denied "claim" occurs when a person has already received care, submitted a claim for payment, and the insurer refuses to pay all or any portion of the claim.

² A denial of "service" occurs when a person has requested a health care service or a referral to a specialist and the insurer refuses to pre-authorize the service. Thus, the desired service has not yet been rendered at the time of the appeal.

³ A.R.S. §§20-2530 through 20-2541.

pay the IRO fees on a case by case basis. This final medical determination is subject to judicial review, and cannot be appealed to the Office of Administrative Hearings.

Only appeals taken to the third level come to the Department for external review. The external review component of this mandated process provides Arizona health insurance consumers with a valuable, user friendly dispute resolution mechanism that is expeditious and inexpensive. In addition, it is estimated that most insurers overturn approximately half of all denials at the first level of appeal, so the first tiers of an appeal to the insurer can be very beneficial.

Health Care Appeals Statistics for Fiscal Year 2007

Total number of health care appeals subject to External Review Process: 229

- ***Number of cases withdrawn as exempt from appeal process or settled by insurer: 12***
- ***Number of cases decided by the Department as coverage issues: 110***
 - 108 standard appeals
 - 2 expedited appeals
 - 103 upheld in favor of the health insurer
 - 4 overturned or partially overturned in favor of the consumer
 - 3 remain pending at fiscal year end
- ***Number of cases decided by an independent medical review organization: 63***
 - 58 standard appeals
 - 5 expedited appeals
 - 40 upheld in favor of the health insurer
 - 19 overturned or partially overturned in favor of the consumer
 - 4 remain pending at fiscal year end
- ***Number of cases reviewed by the Department but referred to an independent medical review organization for medical decision: 44***
 - 42 standard appeals
 - 2 expedited appeal
 - 21 upheld in favor of the health insurer
 - 23 overturned or partially overturned in favor of the consumer
 - 5 remained pending at year end

FINANCIAL AFFAIRS DIVISION

Steve Ferguson..... Assistant Director
Kurt Regner..... Chief Financial Analyst
Stephanie Lefkowskl..... Captive Chief Analyst
David Lee..... Chief Financial Examiner
Kelly Stephens..... Compliance Section Manager

The mission of the Financial Affairs Division is to detect and deter insurers' financial deficiencies and unsound financial practices. The Division also reviews applications for licensure in Arizona to ensure that the Division issues certificates of authority only to those insurers in sound financial condition. In fulfilling this mission, the Division analyzes periodic financial filings for quantitative and qualitative information, obtains data from other regulatory and public sources and conducts formal on-site financial examinations. Required filings include annual and quarterly financial statements, annual holding company registration statements and audited financial reports. If the Division identifies deficiencies from analysis of available information, the insurer may be required to prepare and implement corrective action plans and/or the Division may take appropriate enforcement action. The Division must also review and approve the acquisition, merger or withdrawal of an insurer and certain transactions between an insurer and affiliated entities.

In conducting its financial oversight of insurers, the Division is subject to standards for effective financial regulation promulgated through the National Association of Insurance Commissioners (NAIC). The NAIC accredited the Department as compliant with NAIC standards in 2003 and requires annual interim accreditation reports in addition to a full accreditation review every five (5) years. Assistant Director, Steve Ferguson, leads the Division, organized into four sections, the (1) Financial Surveillance Section, (2) Examinations Section, (3) Captive Insurer Analysis Section and (4) Compliance Section.

Financial Surveillance Section

The Financial Surveillance Section conducts ongoing analysis of mandatory financial filings by traditional domestic and foreign insurers. The Section's continuous insurer surveillance results in early detection of financial deficiencies and other operating difficulties which could potentially lead to insolvencies. Financial analysts utilize sophisticated analysis tools to extract and review financial data from NAIC databases. When an analyst detects financial deficiencies, they recommend appropriate corrective actions and assist Division management in its enforcement activities. The Division must report the most serious insurer financial conditions to other state insurance departments and the NAIC.

Financial Surveillance staff must also review traditional domestic and foreign insurer applications for new and amended certificates of authority and provide recommendations for approval on certain domestic insurer transactions.

Captive Insurer Analysis Section

The Captive Insurer Analysis Section is responsible for the ongoing analysis of financial filings of domestic captive insurers. Responsibilities and procedures are similar to those of the Financial Surveillance Section and provide early detection of financial deficiencies and operating difficulties. The Section's management and staff work jointly under the authority of the Captive Division management.

Examinations Section

The Examinations Section is responsible for the performance of periodic on-site full-scope financial examinations of domestic traditional and captive insurers. The Section also performs limited scope examinations when the Financial Surveillance Section identifies concerns regarding specific financial conditions or operations of an insurer. The purpose of

an examination is to confirm the financial position of a licensed company and its compliance with statutory financial solvency requirements. The information obtained through the examination assists the Financial Surveillance Section and Division management in its ongoing oversight and enforcement responsibilities. The Department may initiate an examination any time a significant weakness or deficiency is identified. Arizona law requires the Department to conduct a financial examination of each domestic company at least once every five (5) years.

Compliance Section

The Compliance Section is responsible for premium tax collection, statutory deposit administration, maintenance of public records and general administrative support to the Division. The Section is also responsible for insurer customer support services, such as maintenance and dissemination of forms and processing of annual statutory filings.

The *Premium Tax Unit* performs tax report audits and remittance processing functions. All premium tax and annual statutory fee remittance reports are audited and may result in the assessment of additional tax, penalties and interest that the Division must collect from insurers.

The *Trust Deposits Unit* monitors and enforces compliance with trust deposit requirements comprising a \$3 billion portfolio of securities held by the Arizona State Treasurer. The unit also monitors trust deposits held in other jurisdictions that the Division relies upon for an insurer's authority to transact insurance business in Arizona.

Financial Affairs Highlights

For Fiscal Year 2007

- Licensed 69 new insurers into the Arizona insurance market.
- Two additional full-time analyst positions were filled to improve financial analysis coverage of the insurance industry.
- Arizona law was revised to eliminate hard copy filing of annual financial statements for foreign authorized insurers while requiring that they file electronically with the NAIC.

PROPERTY AND CASUALTY DIVISION

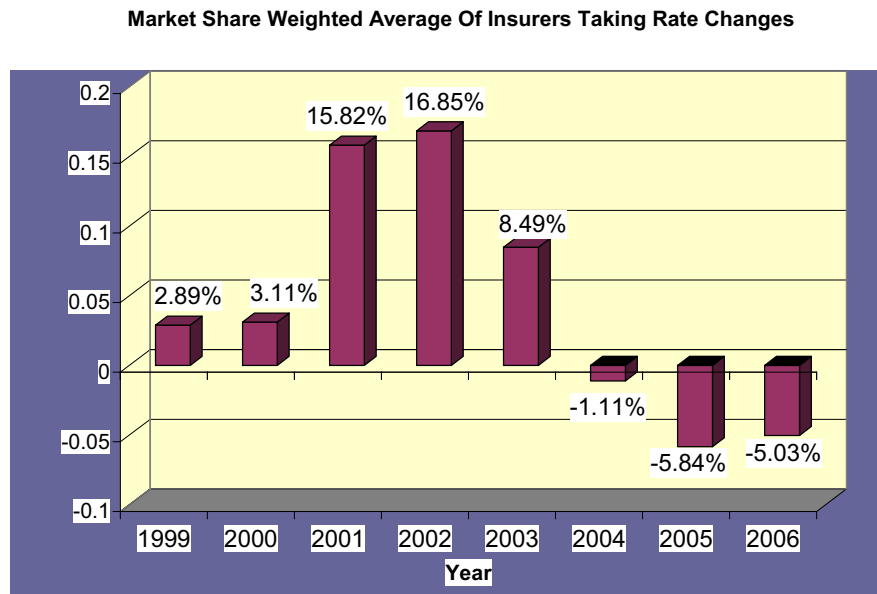
Dean Ehler.....Assistant Director
Jack Sneathen.....Analyst Supervisor

The Division reviews various property and casualty insurance policies, contracts and related forms to ensure that they comply with the law and are not ambiguous, misleading or deceptive. Certain property and casualty rate filings are also reviewed for compliance. The Division monitors the market for specific selected lines of insurance by reviewing material information and by conducting surveys of insurers. Surveys are compiled, the responses analyzed, and the results evaluated to determine the level of competition and the health of the market. The Division is comprised of the Rates & Forms Section and the Registration Section.

The Rates & Forms Section

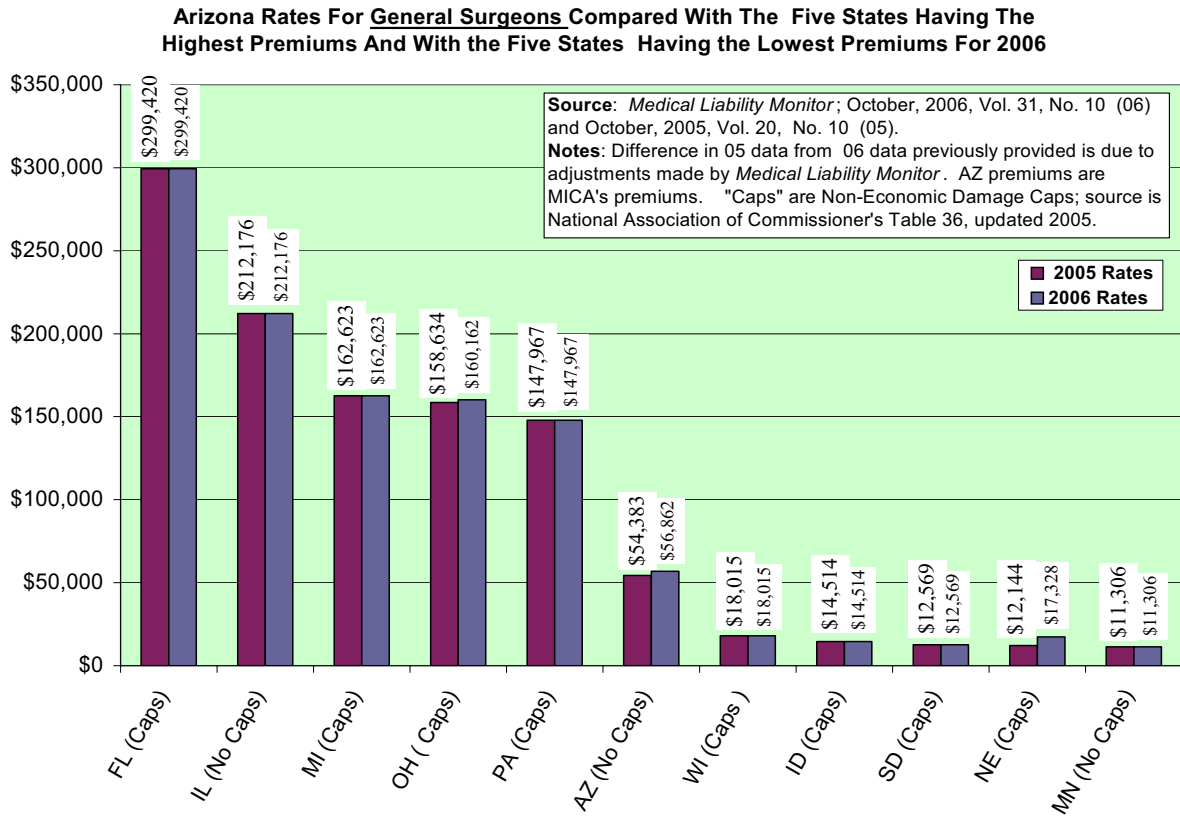
This Section is primarily responsible for administering property and casualty insurance rate and form laws. Although all major lines of insurance are closely monitored, the Section is particularly vigilant to lines of insurance highly vested with the public interest such as homeowners (“HO”) and lines that are stressed such as medical malpractice (“MM”).

Homeowners Insurance Market: The following graph shows Arizona HO rate change history since 1999. The percentages shown are weighted averages based on the market share of the filing insurer and the percentage rate change of each filing that became effective during the years in the graph.



- Competition is intense as 113 insurers wrote \$100,000 or more in premium in 2006.
- The 2006 market is concentrated in the Top 25, with a market share of 81.71%. The Top Five insurers control 52.38% of the market.
- Most insurers (82 out of 104) will maintain their current underwriting stance in 2007.
- The incurred loss ratio increased slightly (38.50%; 2006, 36.24%; 2005); however, the HO market remains profitable.

Medical Malpractice Insurance Market: A medical liability crisis continues to exist in a number of states with coverage unavailable or unaffordable. The following graph provides an example of how Arizona's MM rates compare to other states:



- The Mutual Insurance Company of Arizona (“MICA”) and the Medical Protective Company (“MPC”) are the only insurers willing to write all physicians and surgeons (“PS”) specialties in 2006. MPC and the Continental Casualty Company are the only admitted insurers that will consider writing hospitals (“HP”) in 2006.
- PS rates continue to stabilize. Between 1/1/06 and 6/30/07, insurers filed rate changes averaging -0.4%, down from 8.4% for the previous eighteen month period.
- Both PS and HP frequency and severity of losses improved in 2006.

During Fiscal Year 2007, the Rates and Forms Section:

- Qualified 141 surplus line insurers to transact business in Arizona.
- Produced four major consumer-information publications: two semi-annual Automobile Premium Comparisons, the Homeowners’ Premium Comparison, and the Mobile Homeowners’ Premium Comparison.
- Conducted surveys of insurers to monitor marketplace competition for the following lines or types of insurance: medical malpractice, homeowners, other liability, surety, personal automobile, commercial automobile, businessowners, and nursing home liability insurance.

Registration Section

This Section is responsible for issuing permits to service companies that contract with consumers to repair appliances or the electrical, plumbing, heating, cooling or air conditioning systems of residential property and for approving motor vehicle service contract programs to include contracts sold by an automobile dealer to service vehicles. The Section also reviews the submission of foreign Risk Retention Groups and registers Risk Purchasing Groups organized in accordance with the Federal Risk Retention Act.

During Fiscal Year 2007, the Registration Section:

- Issued 11 new Service Company permits.
- Registered 25 new Risk Purchasing Groups, increasing the total number of registered Risk Purchasing Groups to 373.
- Registered 12 new Foreign Risk Retention Groups, bringing the total number of registered Foreign Risk Retention Groups to 93.

Property and Casualty Highlights For Fiscal Year 2007

- ◆ *Reviewed 371 rate filings and 4,506 form filings.*
- ◆ *Supported the Arizona Workers' Compensation Appeals Board that hears appeals by employers regarding the rating of their workers' compensation insurance policies.*
- ◆ *Met or Surpassed all of its goals related to form and rate filing review:*
 - *Within the prescribed substantive review period, reviewed 99.4% of forms received instead of the expected 95%.*
 - *Used seven calendar days on average to review P&C products instead of the expected 20 days.*
 - *Within 90 days, reviewed 100.0% of targeted "use and file" rate filings instead of the expected 90%.*
 - *Reviewed 98.9% of "file and use" rate filings by the effective date of the filing, rather than the expected 95%.*
 - *Used 12 calendar days on average for the substantive review of "file and use" rate filings meeting the expected 15 days.*
 - *Received 60.0% of form filings electronically instead of the 30% expected.*
 - *Received 65.5% of rate filings electronically instead of the 50% expected.*

LIFE AND HEALTH DIVISION

*Alexandra Shafer.....Assistant Director
Dennis Babka.....Life & Health Manager
Linda Beguin, DDS.....Dental Plan Manager
Laura Weng.....Managed Care Program Mgr*

Rates and Forms Review

In fiscal year 2007 the Life and Health Division continued its traditional functions of reviewing the required submissions of policy, rate and advertising forms issued by life and health insurers, health care services organizations (HMOs), non-profit service corporations and prepaid dental plans to ensure compliance with Arizona law. Division activities related to forms review also included compliance oversight of insurer market exits, participation in rulemakings, monitoring compliance with new informational filing requirements and technical review of proposed legislation.

In 2007, the Life and Health Division received 19,188 forms in FY 2007, compared to 16,888 in FY 2006. This includes electronic filings through the System for Electronic Rate and Form Filing (SERFF), a system used by insurance departments across the country. The Division received including 3606 SERFF forms (compared to 3,137 SERFF forms in FY 2006) and Division staff attended NAIC training on SERFF upgrades. In early FY 2007, the Department's Chief Operating Officer programmed an internal electronic database that the Division now uses to track its handling of policy, rate and advertising forms, both paper and SERFF. The Rates and Forms Tracking System (RAFTS) increases the Division's efficiency and accuracy in handling filings and in record-keeping.

Health Care Insurance Oversight

In FY 2007, the Division continued its oversight of medical service delivery by health care service organizations (HMOs) and dental service delivery by prepaid dental plans. The Division's oversight includes compliance reviews, proactive education about compliance, technical assistance to providers, enforcement of corrective action plans, and examinations. In addition, the Division administers Arizona's health care provider timely pay and grievance law. The Division reviews statutory reports that insurers file semi-annually as well as copies of provider grievances every year and uses the resulting data to target enforcement activities, as well as educate insurers and providers. In FY 2007, the Division received and analyzed 3,866 copies of provider grievances (compared to 3,807 copies in FY 2006). The Division also received an average of 76 phone calls a month from providers seeking assistance with timely pay and grievance matters.

Non-Insurer Licensing

The Division licenses third party administrators (TPAs) and utilization review agents (URAs) and oversees insurer compliance with Arizona's third party intermediary law. In FY 2007, the Division issued 22 new TPA licenses, and issued or renewed ten URA licenses.

Life and Health Highlights for Fiscal Year 2007

- ◆ *Examination activity:*
 - *Called examinations of two HMOs and three insurers.*
 - *Completed examinations of one HMO and one insurer.*
 - *Examination scopes included timely pay and grievance, managed care oversight, health care appeals, unfair claims settlement practices and follow-up to previous examinations.*

- ◆ *Updated and assisted with the following publications:*
 - *Medicare Supplement Premium Comparison*
 - *List of Long Term Care Insurers*
 - *List of Accountable Health Plans*

- ◆ *Regulatory Bulletin 2006-07, "Implementation of HCSO Network Adequacy Rules".*

- ◆ *Assisted elected officials and stakeholders with questions and legislative proposals relating to health insurance oversight, premium taxes, benefit mandates, annuity regulation, discrimination in claims settlement, reforms to small group and individual health insurance laws, penalties for timely pay violations.*

- ◆ *Investigated 12 complaints under health insurance oversight authority.*

- ◆ *Surpassed Life & Health strategic goals:*
 - *Timely reviewed 99% of non-HMO form filings.*
 - *Timely reviewed 100% of pre-paid dental quarterly reports.*

- ◆ *Responded to research requests from the Council for Affordable Health Insurance, the National Academy for State Health Policy, and the Department of Health and Human Services, among others.*

INVESTIGATIONS DIVISION

Terry L. Cooper.....Assistant Director

In 2006 the Investigations Section was combined with the Fraud Unit to form the *Investigations Division*. The purpose of this action is to enhance the quality of service by centralizing all of the agency's investigative functions into a single unit to maximize investigative resources, increase productivity, improve supervision and enhance communication.

FRAUD UNIT

Created as part of the Department of Insurance in 1994 (A.R.S. § 20-466), the Fraud Unit strives to improve the quality of its service and protection of Arizona consumers. The statutes require insurers to refer cases to the Fraud Unit when they suspect "...a fraudulent claim has been or is being made."¹ These statutes also aid in monitoring insurer attempts to apply overly broad fraud deterrence measures that could adversely affect honest claimants.

Mission Statement

*"To deter, investigate
and facilitate
conviction for
insurance fraud."*

ADMINISTRATIVE ENFORCEMENT SECTION (AES)

The AES investigates allegations of unauthorized insurance activity and insurance code violations by insurers, producers and other licensees. AES refers apparent violations for appropriate enforcement action.

The Division has implemented investigation guidelines to help prioritize and apply its limited resources to the most egregious cases in order to manage a growing workload stemming from Arizona's substantial population growth. The Division would be able to increase its deterrence efforts, investigations, prosecution and enforcement with increased statutory authority, manpower and funding.

The following table summarizes the Fraud Unit's performance measures for FY07 compared to previous years:

¹ A.R.S. § 20-466(F)

Reporting Categories	FY2004	FY2005	FY2006	FY2007
Total Fraud Referrals ² Received	2,143	2,236	2,109	2,433
a. Referrals for Information Only ³	1,537	1,939	1,836	2,141
b. Number of Cases Investigated	303	297	273	291
Cases Closed Without Referral for Prosecution	497	136	180	214
Cases Referred to Prosecutors	217	119	93	147
Indictments	112	34	84	38
Prosecutions	44	104	25	82
Convictions	44	103	23	82
Restitution Resulting from Unit Operations	\$322,443	\$679,857	1,028,242	1,167,393
Value of Property Recovered	\$123,785	\$92,335	\$8,827	\$368,029
Fines Resulting from Unit Operations	\$19,960	\$49,814	\$29,809	\$49,315
Amount Saved by Insurers	\$1.9mil	\$471,486	\$791,179	\$759,358

The following highlights the successes of the *Administrative Enforcement Section*:

Reporting Categories	FY2006	FY2007
Investigations Opened	142	148
Investigations Closed	137	154
Cases Referred for Administrative Action	23	47
License Revocations	11	25
License Suspensions	2	1
Cease & Desist Orders	3	5
Restitution Resulting from Unit Operations	\$843.87	\$189,800
Fines Resulting from Unit Operations	\$47,500	\$31,100

² The Fraud Unit receives referrals from insurers about claims that may be fraudulent and from reports by the public.

³ Many referrals are submitted for "information only" for which the insurer is not requesting that the referral be investigated. Data also includes referrals that are reviewed and found not to indicate a violation of Arizona law.

MARKET OVERSIGHT DIVISION

*Paul J. Hogan Market Oversight Administrator
Maria G. Chavira Market Analysis Supervisor
Helene I. Tomme ... Market Examinations Supervisor*

To protect Arizona insurance consumers, the Market Oversight Division gathers and analyzes market information, and investigates and examines possible violations of the insurance code by regulated entities. The Division, comprised of the Market Analysis and Market Examinations sections, uses a broad range of research, analysis, investigative and examination tools to evaluate insurer conduct in the market place. Increased use of technology, interstate cooperation and intra-agency communication allow the Division to more effectively direct examinations efforts.

Market Analysis Section

The Market Analysis Section performs analytical risk assessment of market information to identify potential market conduct problems as early as possible, which permits appropriate regulatory intervention to eliminate or reduce harm to consumers. The Market Analysis Section also helps to prioritize and coordinate the various examination activities. Market Analysis facilitates integrated, measured responses to insurer market problems.

Market Examinations Section

The Market Examinations Section executes targeted, issue-specific examinations of insurers' practices research from the Market Analysis Section. Examinations determine insurer compliance with Departmental filings and applicable law, including the Unfair Claims Settlement Practices Act. Examinations may result in corrective action plans, restitution and/or civil penalties. The Section also monitors compliance with corrective action plans and performs follow-up examinations.

Market Oversight Highlights for Fiscal Year 2007

- ◆ *Initiated 51 market conduct examinations.*
- ◆ *Filed 47 market conduct examination reports.*
- ◆ *Assessed civil penalties based on exam findings totaling \$342,740.00*
- ◆ *Recovered \$72,772.01 in restitution, including interest, for Arizona policyholders and claimants.*

ARIZONA INSURANCE GUARANTY FUNDS

Michael E. Surguine Executive Director

The Arizona Insurance Guaranty Funds serve as a safety net to protect insurance consumers from financial loss in the event that an authorized insurance company becomes insolvent. There are two separate guaranty funds. The Arizona Life and Disability Insurance Guaranty Fund (ALDIGF) covers life insurance, health insurance and individual annuities. The Arizona Property and Casualty Insurance Guaranty Fund (APCIGF) covers most traditional property and casualty lines. Each guaranty fund is comprised of the insurers authorized in Arizona to write the lines of business the guaranty fund covers. Each guaranty fund is overseen by a Board of Directors appointed by the Governor. Department staff administer the guaranty funds.

The Property and Casualty Guaranty Fund investigates, adjudicates and pays the claims of Arizona insureds and claimants and provides a defense to the insured where appropriate. The Life and Disability Guaranty Fund pays the claims of Arizona residents or provides for continued coverage under life, health and annuity contracts. The coverage provided by each guaranty fund is subject to statutory limitations and exclusions. Each guaranty fund receives distributions from the estates of insolvent insurers and levies assessments on its member insurers to generate the necessary funds to meet its obligations. Upon paying a guaranty fund assessment, a member insurer receives a certificate of contribution, which entitles the insurer to a credit against its premium tax obligation to the State.

Since its inception in 1970, the Arizona Property and Casualty Insurance Guaranty Fund has paid out over \$131 million in claims.¹ Since its creation in 1977, the Arizona Life and Disability Insurance Guaranty Fund has paid over \$254 million in benefits.²

Guaranty Funds Highlights for Fiscal Year 2007

- ◆ *APCIGF paid out \$2.3 million in claims and loss adjustment expenses on behalf of Arizona policyholders and claimants.*
- ◆ *Independent claims audit described APCIGF claims handling as “efficient, effective and well managed” and rated compliance with claims handling standards at 94.14%.*
- ◆ *ALDIGF paid out \$346,468 in annuity claims and over \$287,389 in disability benefits to Arizona residents.*

¹ This amount does not include loss adjustment expenses and administrative expenses incurred by the Guaranty Fund.

² This amount does not include administrative expenses incurred by the Guaranty Fund.

RECEIVERSHIP DIVISION

Leslie Hess..... Deputy Receiver
Herb Swafford Legal Analyst

The mission of the Receivership Division is to maximize the ability of insolvent insurance companies to pay valid creditor claims. The Division executes the Director's duties and powers as statutory Receiver of insolvent insurers and oversees their rehabilitation or liquidation, subject to court oversight. Special deputy receivers, attorneys, accountants and other professionals administer the day-to-day affairs of the insolvent insurers' estates, including collection and liquidation of assets and distribution of assets to creditors. In addition, the Division assists Arizonans affected by insurance receiverships domiciled in other states, and works closely with the Guaranty Funds to satisfy insolvent insurers' claim obligations to Arizonans.

During Fiscal Year 2007, the Division continued the administration of five domestic and one foreign insurer in receivership: American Bonding Company; AMS Life Insurance Company; Diamond Benefits Life Insurance Company; Great Global Assurance Company; Premier Healthcare of Arizona, Inc.; and Reliance Insurance Company.

Receivership Highlights

for Fiscal Year 2007

- ◆ Distributed approximately \$ 8,677,423 from receivership estates to policyholders, guaranty funds, and other creditors.
- ◆ In December 2006, the Receivership Division terminated the receiverships of AMS Life Insurance Company, and Great Global Assurance Company. Over the life of the estates, approximately \$41.3 million was distributed to claimants of AMS, and approximately \$32.2 million was distributed to claimants of Great Global.

CAPTIVE INSURANCE DIVISION

Captive AdministratorRod Morris

The Department established the Captive Insurance Division in 2002 to provide an alternative mechanism to traditional insurance that enables companies to control and customize their costs and coverages in a manner that is more responsive to their financial objectives. The Division is responsible for the regulatory oversight of these captive entities, including all processes related to licensing, monitoring and examination.

The Captive Division's Administrator is Rod Morris. His career spans 40 years in the insurance industry where he spent 20 years as a Senior Vice President in the Field Operations, International and Risk Management divisions of a major private sector insurer, and three years as the head of Political Risk Insurance for the federal government in Washington, DC.

CAPTIVE FEES REPORT¹

Fiscal year 2007 licensing fees collected			
Initial Licenses:		Renewals:	
Total applicants:	23	Licensees renewed:	70
Fees collected:	\$23,000	Fees collected:	\$385,000
Total Fees collected: \$408,000			

Division Highlights for Fiscal Year 2007

- ◆ *Total active captive insurers: 80*
- ◆ *Out of the 80 there are:*
 - *53 Pure (single parent) insurers,*
 - *20 Risk Retention Groups,*
 - *1 Industry group captive,*
 - *3 Agency group captives,*
 - *2 Association captive*
 - *1 Protected Cell captive.*
- ◆ *28% of all active captives were formed for the medical industry (physicians, hospitals, nursing homes, etc.).*


¹ Reported in accordance with A.R.S. § 20-1098.17. Fees prescribed in A.A.C. R20-6-2002.

PUBLIC INFORMATION RESOURCES

Internet Resources

www.id.state.az.us

The Department's website is a primary means for the public and industry to obtain information about the Department's activities, reports, publications, new laws, etc. The website is organized by visitor-type, such as insurance consumers, producers and insurers. Visitors are guided through portals to information relevant to their needs.



Visitors have the ability to “look up” any insurance company, producer and other licensees, to verify licensure and obtain basic financial and licensing data. The *Look Up* functions enhance and ease the public's access to information about licensed insurance companies operating in Arizona. Similar to other state agencies that license particular professionals, we added a licensee “look up” function to our website. Now, before an insurance consumer opts to do business with a particular agent or insurance company, they can verify on-line that they are licensed by the Department of Insurance.

Insurance producers will find the page dedicated to them is continually updated and expanded. New to the site in 2007 is *iPlus*, an on-line service that allows eligible resident and non-resident insurance professionals to renew licenses, and update their address and telephone information: iplus.azinsurance.gov.

The Department offers free email subscriptions to various mailing lists. Subscribers can receive immediate copies of Department Press Releases, Regulatory Bulletins and news articles by email. This service allows us to communicate directly and promptly with the Department's stakeholders.

Consumer Resources

The Department's page dedicated to insurance consumers contains information categorized by type of insurance. Visitors can quickly identify information of interest. There are numerous helpful links as well as information in Spanish. Visitors will find a myriad of consumer publications on-line, including auto and homeowner guides and premium comparisons, guides to individual and group health insurance, and a detailed guide to the Health Care Appeals Program, and title insurance resources.

Anyone wishing to file a complaint with the Department can print a "Request for Assistance" form (in English or Spanish) and then fax, mail or bring it to the Department. There is also a special email address that visitors can use to submit questions or request literature. This has proved to be a popular method of communication with the Department.

Industry Resources

The Department's website offers current and prospective insurance professionals fast service, 24 hours a day, 7 days a week. Dozens of official Department forms and instructions for financial filings, and rate and form filings are posted, including all the Arizona "review standards checklists" and transmittal documents necessary for making complete form filings. In addition, surveys and other reporting forms are available on-line for quicker access and completion. The *Producer Look Up* feature is also popular with insurers.

Information on legislative proposals and rules activity initiated by the Department is available on line, allowing interested parties to stay informed. All Regulatory Bulletins issued by the Department are also posted on-line for easy reference.

There is an extensive page dedicated to producer licensing which contains license applications, forms, an up-to-date fee schedule, a summary of law changes, and "frequently asked questions". There is also continuing education information, including forms, approved courses and course providers.

Consumer Publications

The Department publishes numerous items of consumer literature which are available on the Department's website at www.id.state.az.us or by calling or visiting the Department. In addition, the Department distributes several key insurance-related publications from other federal and state regulatory agencies which can be obtained by calling (602) 364-2499 or (800) 325-2548.

Department Publications

- A Guide to Group Health Insurance In Arizona
- A Guide to Individual Health Insurance in Arizona
- A Guide to Health Care Appeals *
- Teen Drivers Guide to Auto Insurance
- Homeowners Insurance Check-Up Checklist
- Automobile Premium Comparison Survey, for 12 hypothetical risks *
- Homeowners' Premium Comparison Survey *
- Mobile Homeowners' Premium Comparison Survey *
- Is a fire-related loss covered by insurance?
- Tips for Wildfire Victims
- Home Replacement Cost Estimators
- Ways to Avoid Being a Victim of Phony Insurance
- Ten Things to Consider When Shopping for an Annuity
- Report on Arizona Health Insurers
- Consumer Guide to Understanding How Insurers Use Credit Information
- Consumer Guide to Homeowners' Insurance
- Answers to Questions about Title Insurance
- Consumer Guide to Automobile Insurance
- Fighting Insurance Fraud in Arizona
- List of Individual Health Insurers
- List of Long Term Care Insurers
- List of Medicare Supplement/Medicare Advantage Plans
- Medicare Supplement Insurance Premium Comparison

Literature from Other Sources Available from the Department

- Why You Need Flood Insurance (*FEMA/NFIP*)
- Buyer's Guide To Fixed Deferred Annuities (*NAIC*)
- Variable Annuities (*SEC*)
- Life Insurance Buyer's Guide (*NAIC*)
- Life Insurance Information for Military Personnel (*NAIC*)
- Settling Claims After A Disaster (*Insurance Information Institute*)
- Guide to Health Insurance for People with Medicare, Choosing a Medigap Policy (*CMS*)
- A Shoppers' Guide to Long Term Care Insurance (*NAIC*)
- Recent Changes in Health Care Law (*US Dept of Labor*)
- Medicare and You 2005 (*CMS*)
- Protecting your Health Insurance Coverage (*US Dept of Labor*)

* Also available in Spanish

LAWS AND POLICY

2006/2007 Legislative Review

The Arizona Department of Insurance initiated no bills in 2006 and two in 2007. Other insurance-related legislation enacted in the 2006 and 2007 sessions is identified below. Regulatory Bulletin 2007-02, available on-line at www.id.state.az.us, describes the 2007 insurance legislation in more detail. In addition, the laws amended by these bills can be viewed on the Legislature's web site (www.azleg.gov).

2006

- SB1036 Medical malpractice procedural reforms (Ch.183)
- SB1084 Non-renewal of motor vehicle insurance (Ch.169)
- SB1251 Elder care liability reform (Ch. 101)
- SB1377 Insurers; certificate of exemption (Ch. 210)
- SB1386 Group life insurance premiums (Ch. 211)
- SB1416 Insurance copayments, deductibles; options (Ch. 111)
- SB1420 Uninsured motorist (CH.113)
- HB2138 Timely payment of insurance claims (Ch. 68)
- HB2189 Insurance producer license exam (Ch. 126)
- HB2190 Surplus lines brokers license (Ch.270)
- HB2192 Fire insurance, exclusion of terrorism coverage (Ch 218)
- HB2194 Public agency pools (Ch.219)
- HB2600 Captive insurers (Ch.163)
- HB2601 Life care facilities; assets (Ch. 22)
- HB2633 Bankruptcy; life insurance (Ch. 165)

2007

- HB 2134 Small business; uniform health questionnaire (Ch. 67)
- HB 2139 Insurance; disability; prohibited practices (Ch. 113)
- HB 2188 Insurance guaranty fund; board membership (Ch. 115)
- HB 2189 Insurance; actuarial opinion; memorandum requirements (Ch. 69)
- HB 2294 Captive insurer amendments (Ch. 122)
- HB 2405 Workers' compensation; premium reduction (Ch. 148)
- HB 2789 Health and welfare; budget reconciliation
- SB 1073 Deferred annuities; cash surrender; payment (Ch. 28)
- SB 1098 Insurance: wellness programs; discriminatory practices (Ch. 48)
- SB 1155 Insurance; self-service storage agent; license (Ch. 50)
- SB 1203 Insurance; variable group annuities; regulation (Ch. 99)
- SB 1204 Insurance; group disability; eligibility (Ch. 158)
- SB 1242 Department of insurance; omnibus (Ch. 34)

2007 Regulatory Bulletins

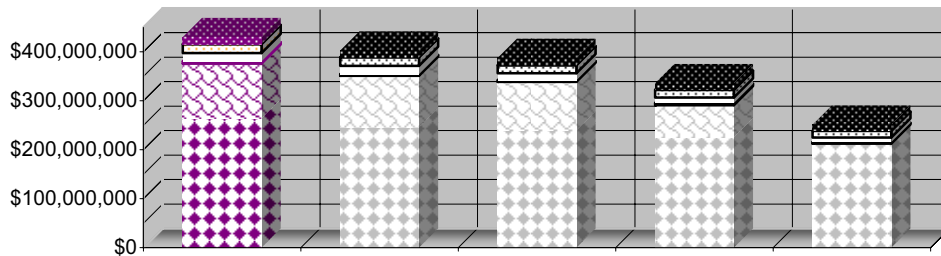
Throughout the year, the Director issues regulatory bulletins to explain the Department's interpretation and application of insurance related laws or rules, to provide information regarding regulatory compliance issues or the insurance markets. The following bulletins were issued in 2007. The entire text of each is on the Department of Insurance web site at www.id.state.az.us.

<u>Number</u>	<u>Title</u>	<u>Date Issued</u>
2007-1	Revision of Private Passenger Automobile Property Damage Threshold For Purposes Of A.R.S. § 20-1631(E)	2/01/07
2007-2	2007 Arizona Insurance Laws	7/12/07
2007-3	Clarification of Fingerprint Fee Bulletin	8/72/07
2007-4	Reduced Applicant Fingerprint Fees	8/8/07
2007-5	Utilization Review Laws Applicable to Health Care Insurance and Third Party Administrators	09/24/07

DEPARTMENT OF INSURANCE FISCAL REPORTS

GENERAL FUND REVENUES

INSURANCE PREMIUM TAX RECEIPTS	FY 2007	FY 2006	FY 2005	FY 2004	FY 2003
FIRE	14,833,638	13,995,341	14,698,949	13,742,049	12,463,839
VEHICLE	17,884,322	17,055,197	16,238,331	15,441,384	14,002,558
SURPLUS LINES & INDUSTRIAL	17,198,213	17,432,598	14,685,949	11,436,338	9,237,767
RETALIATORY	4,452,108	2,970,240	3,387,794	4,611,678	3,246,789
AHCCCS MEDICAID CONTRACTORS ¹	111,977,666	105,530,024	98,505,327	64,942,823	N/A
ALL OTHER RISKS	263,988,350	245,680,286	239,929,890	225,735,864	212,297,049
TOTAL INSURANCE PREMIUM TAX RECEIPTS (see chart, below)	\$ 430,334,297	\$ 402,663,686	\$ 387,446,240	\$ 335,910,136	\$ 251,248,001



LESS DISBURSEMENTS TO OTHER FUNDS

FIRE DISTRICTS FOR PENSION FUNDS ²	(12,707,019)	(11,842,931)	(12,459,164)	(11,677,878)	(10,588,634)
PUBLIC SAFETY RETIREMENT SYSTEM ³	(17,862,230)	(17,057,414)	(16,234,674)	(15,441,384)	(14,009,067)

INSURANCE PREMIUM TAXES

DEPOSITED TO GENERAL FUND⁴	\$ 399,765,048	\$ 373,763,341	\$ 358,752,402	\$ 308,790,874	\$ 226,650,300
--	-----------------------	-----------------------	-----------------------	-----------------------	-----------------------

OTHER GENERAL FUND REVENUES	FY 2007	FY 2006	FY 2005	FY 2004	FY 2003
PRODUCER LICENSE FEES	\$ 7,206,894	\$ 7,788,200	\$ 5,605,215	\$ 3,770,270	\$ 3,282,721
INSURER CERTIFICATE OF AUTHORITY FEES	997,092	1,066,875	1,142,738	1,292,805	1,430,655
OTHER LICENSING AND REGISTRATION FEES	97,435	94,925	94,770	90,005	87,160
INSURER FILING FEES	560,654	572,775	579,295	576,711	585,728
FINES AND PENALTIES	1,360,560	897,986	844,548	534,995	821,406
PUBLICATIONS, PHOTOCOPIES, MISC.	161,961	154,294	186,689	351,951	261,887
FRAUD UNIT ASSESSMENTS	1,103,200	1,098,300	1,103,600	1,082,900	1,116,500
SUBTOTAL: OTHER GENERAL FUND REVENUES	\$ 11,487,796	\$ 11,673,355	\$ 9,556,855	\$ 7,699,637	\$ 7,586,056

TOTAL GENERAL FUND REVENUES⁴	\$ 411,252,844	\$ 385,436,696	\$ 368,309,257	\$ 316,490,511	\$ 234,236,356
--	-----------------------	-----------------------	-----------------------	-----------------------	-----------------------

¹Per A.R.S. §§ 36-2905 and 36-2944.01 as added by Laws 2003, Ch. 136.

²Per A.R.S. §§ 20-224(C), 9-951 and 9-952.

³Per A.R.S. § 20-224.01.

⁴FY 2006 figure includes \$59,792 of revenue collected pursuant to A.R.S. §§ 20-224(C) and 20-224.01, distributed per §§ 20-224(C) and 20-224.01 in FY 2007.

OPERATING EXPENDITURES

GENERAL FUND SOURCES	FY 2007	FY 2006	FY 2005	FY 2004	FY 2003
GENERAL FUND	\$ 7,109,669	\$ 6,588,565	\$ 6,345,893	\$ 6,069,201	\$ 5,719,404
NON-GENERAL FUND SOURCES					
INSURANCE EXAMINERS' REVOLVING FUND [A.R.S. § 20-159]	\$ 4,991,175	\$ 4,042,746	\$ 3,825,997	\$ 3,923,479	\$ 5,603,667
ASSESSMENTS FUND FOR VOLUNTARY PLANS [A.R.S. § 20-2201(E)]	176,855	172,035	139,650	219,082	421,943
ARIZONA PROPERTY AND CASUALTY INSURANCE GUARANTY FUND [A.R.S. § 20-661 <i>et seq.</i>] ¹	651,097	563,078	607,203	620,619	562,506
ARIZONA LIFE AND DISABILITY INSURANCE GUARANTY FUND [A.R.S. § 20-681 <i>et seq.</i>] ¹	630,318	329,317	594,370	498,400	447,357
CAPTIVE INSURANCE REGULATORY AND SUPERVISION FUND [A.R.S. § 20-1098.18]	308,179	275,456	143,864	1,333	0
RECEIVERSHIP LIQUIDATION FUND [A.R.S. § 20- 648]	98,536	178,571	198,747	159,282	136,254
HEALTH CARE APPEALS FUND [A.R.S. § 20- 2540]	138,131	112,834	114,215	129,760	114,402
FINANCIAL SURVEILLANCE FUND [A.R.S. § 20- 156(F)]	299,862	273,730	343,215	297,396	269,207
TOTAL NON-GENERAL FUND SOURCES	\$ 7,294,153	\$ 5,947,767	\$ 5,967,261	\$ 5,849,351	\$ 7,555,336
TOTAL OPERATING EXPENDITURES, ALL FUNDING SOURCES	\$ 14,403,822	\$ 12,536,332	\$ 12,313,154	\$ 11,918,552	\$ 13,274,740

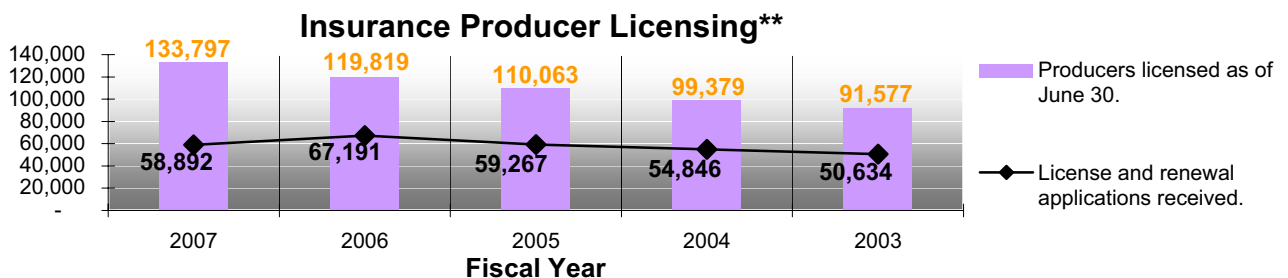
¹Amounts shown exclude claim payments and related expenses.

**INSURANCE
PROFESSIONALS AND
INSURERS AUTHORIZED
IN ARIZONA**

SUMMARY OF INSURANCE PROFESSIONALS

TYPE OF PROFESSIONAL	RESIDENT		NON-RESIDENT	
	12/31/2006	12/31/2005	12/31/2006	12/31/2005
Insurance Producers*				
PROPERTY	16,947	17,064	32,363	30,026
CASUALTY	16,988	17,116	32,416	30,087
PERSONAL LINES	1,218	929	3,116	2,490
LIFE	29,380	28,503	44,057	39,681
ACCIDENT AND HEALTH OR SICKNESS	25,881	25,238	40,047	35,520
VARIABLE CONTRACTS	9,644	9,512	23,489	21,882
CREDIT	2,305	2,122	122	135
TRAVEL ACCIDENT TICKET AND BAGGAGE	402	371	21	19
TITLE	105	88	63	49
OTHER (NON-RESIDENT RECIPROCITY)	0	0	908	477
Managing General Agent				
PROPERTY AND CASUALTY	4	3	30	23
LIFE	1	1	3	3
ACCIDENT AND HEALTH OR SICKNESS	1	1	6	5
Insurance Broker				
SURPLUS LINES BROKER	230	237	1,121	828
MEXICAN INSURANCE SURPLUS LINES BROKER	36	33	8	7
Insurance Claims and Administration Professionals				
INSURANCE ADJUSTER	1,755	1,709	745	600
THIRD PARTY (LIFE/HEALTH) ADMINISTRATOR	27	30	206	220
UTILIZATION REVIEW AGENT	27	34	121	117
Insurance Ratemaking Professionals				
RATING ORGANIZATION	0	0	2	2
RATE SERVICE ORGANIZATION	0	0	6	7
Other Insurance Professionals				
BAIL BOND AGENT	178	163	5	4
RENTAL CAR AGENT	23	22	11	9
RISK MANAGEMENT CONSULTANT	14	15	0	0
REINSURANCE INTERMEDIARY	1	1	0	0

*Indicates the number authorized for each line of authority. An insurance producer may hold more than one line of authority on a license.



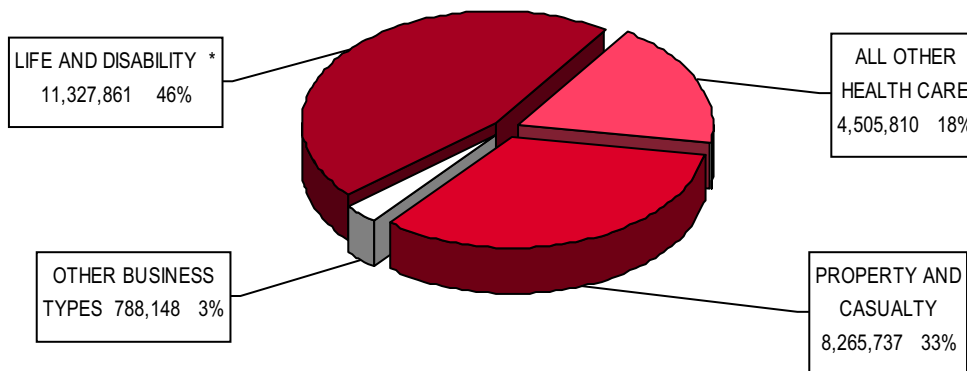
**Excludes third-party administrators, utilization reviewers, ratemaking professionals and reinsurance intermediaries.

SYNOPSIS OF 2006 ANNUAL STATEMENTS

INSURER TYPE	NUMBER OF INSURERS	ASSETS	LIABILITIES	CAPITAL & SURPLUS	ARIZONA PREMIUMS
(\$000 Omitted)					
DOMESTIC COMPANIES					
Life And Disability					
LIFE AND DISABILITY INSURER *	45	117,338,573	109,372,673	7,963,099	130,032
LIFE AND DISABILITY REINSURER	85	2,514,968	1,120,178	1,394,790	n/a
UNAFFILIATED CREDIT LIFE & DISABILITY REINSURER †	81	2,798	454	2,344	n/a
All Other Health Care					
HEALTH CARE SERVICES ORGANIZATION	9	856,611	490,712	365,899	3,051,677
HOSPITAL, MEDICAL, DENTAL & OPTOMETRIC SERVICE	3	891,014	286,458	604,556	1,240,961
PREPAID DENTAL PLAN ORGANIZATION	7	15,381	5,424	9,957	43,185
Property And Casualty					
PROPERTY AND CASUALTY INSURER	37	7,584,935	5,222,430	2,362,505	1,186,405
RISK RETENTION GROUP	19	117,948	71,298	46,650	5,002
MECHANICAL REIMBURSEMENT REINSURER	3	5,267	2,863	2,404	n/a
Other Business Types ‡					
MORTGAGE GUARANTY INSURER	5	4,079,518	3,430,489	649,028	22,237
LIFE CARE PROVIDER	11	545,336	600,404	-55,067	n/a
TOTAL FOR DOMESTIC COMPANIES	305	133,952,343	120,603,378	13,346,159	5,679,495

FOREIGN AND ALIEN COMPANIES					
Life And Disability					
LIFE AND DISABILITY INSURER *	542	4,458,495,605	4,180,886,648	277,608,957	11,103,536
FRATERNAL BENEFIT SOCIETY *	26	90,583,237	81,714,903	8,868,334	88,659
CERTIFICATE OF EXEMPTION ARS 20-401.05	2	93,893	15,528	78,364	5,634
All Other Health Care					
HEALTH CARE SERVICES ORGANIZATION	3	770,828	438,698	332,130	169,988
Property And Casualty					
PROPERTY AND CASUALTY INSURER	862	1,293,031,685	811,001,920	482,029,766	7,016,721
RISK RETENTION GROUP	85	3,234,655	2,152,468	1,082,187	57,640
Other Business Types					
TITLE INSURER	28	8,883,776	5,789,522	3,094,254	647,801
MORTGAGE GUARANTY INSURER	20	20,094,650	16,796,449	3,298,201	107,820
PREPAID LEGAL INSURER	2	70,779	18,154	52,624	10,289
LIFE CARE PROVIDER	3	52,647	31,417	21,230	n/a
TOTAL FOR FOREIGN AND ALIEN COMPANIES	1,573	5,875,311,749	5,098,845,703	776,466,042	19,208,084

Total 2006 Arizona Premiums
(\$000 Omitted)



* Deposit-Type Funds have been omitted from total Arizona Life and Disability Premiums. Annuity and Other Considerations are still included.

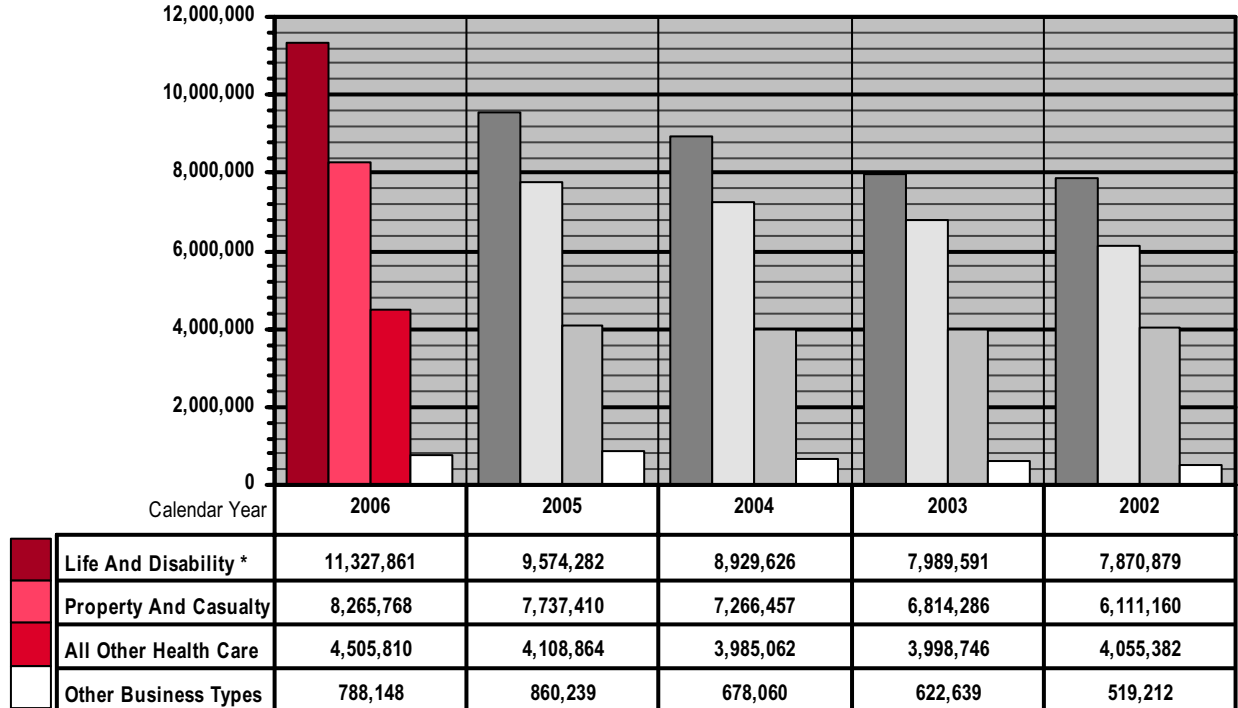
† Credit Life and Disability Reinsurance fiscal year financial information is due August 1 or November 1 pursuant to A.R.S. § 20-1082.

‡ Excludes Captive Insurers.

SYNOPSIS OF 2006 ANNUAL STATEMENTS - (continued)

INSURER TYPE	NUMBER OF INSURERS	ASSETS	LIABILITIES	CAPITAL & SURPLUS	ARIZONA PREMIUMS
(\$000 Omitted)					
TOTAL ARIZONA PREMIUMS BY INSURER TYPE					
Life And Disability					
LIFE AND DISABILITY INSURER *	587	4,575,834,179	4,290,259,321	285,572,056	11,233,567
FRATERNAL BENEFIT SOCIETY *	26	90,583,237	81,714,903	8,868,334	88,659
CERTIFICATE OF EXEMPTION ARS 20-401.05	2	93,893	15,528	78,364	5,634
LIFE AND DISABILITY REINSURER	85	2,514,968	1,120,178	1,394,790	n/a
UNAFFILIATED CREDIT LIFE & DISABILITY REINSURER †	81	2,798	454	2,344	n/a
All Other Health Care					
HEALTH CARE SERVICES ORGANIZATION	12	1,627,438	929,410	698,028	3,221,664
HOSPITAL, MEDICAL, DENTAL & OPTOMETRIC SERVICE CORPORATION	3	891,014	286,458	604,556	1,240,961
PREPAID DENTAL PLAN ORGANIZATION	7	15,381	5,424	9,957	43,185
Property And Casualty					
PROPERTY AND CASUALTY INSURER	899	1,300,616,620	816,224,349	484,392,271	8,203,126
RISK RETENTION GROUP	104	3,352,603	2,223,766	1,128,837	62,642
MECHANICAL REIMBURSEMENT REINSURER	3	5,267	2,863	2,404	n/a
Other Business Types ‡					
TITLE INSURER	28	8,883,776	5,789,522	3,094,254	647,801
MORTGAGE GUARANTY INSURER	25	24,174,168	20,226,938	3,947,229	130,057
PREPAID LEGAL INSURER	2	70,779	18,154	52,624	10,289
LIFE CARE PROVIDER	14	597,984	631,821	-33,837	n/a
GRAND TOTAL:	1,878	6,009,264,103	5,219,449,090	789,812,211	24,887,586

Total Arizona Premiums
(\$000 Omitted)



* Deposit-Type Funds have been omitted from total Arizona Life and Disability Premiums. Annuity and Other Considerations are still included.
 † Credit Life and Disability Reinsurance fiscal year financial information is due August 1 or November 1 pursuant to A.R.S. § 20-1082.
 ‡ Excludes Captive Insurers.

INSURERS AUTHORIZED IN ARIZONA

AS OF DECEMBER 31, 2006

NAME	DOMICILE	NAIC #	TELEPHONE	ASSETS	LIABILITIES	CAPITAL & SURPLUS	ARIZONA PREMIUMS	AUTHORIZED LINES	
AAA FIRE & CASUALTY INS CO *	AK	10921	(415)565-2935	37,072,359	22,195,486	14,876,873	27,504,939	CI MT PI VE	
AAA LIFE INS CO	MI	71854	(734)779-2600	284,692,427	228,867,808	55,824,619	2,876,662	DI LI	
AAA MEMBERS INS CO *	CA	37770	(949)474-4100	97,466,927	35,683,469	61,783,458	35,125,072	CI PI VE	
ABRAZO ADVANTAGE HEALTH PLAN, INC.	AZ	10160	(602)824-3812	23,524,954	19,280,205	4,244,750	40,260,339	HC	
ACA FINANCIAL GUARANTY CORP	MD	22896	(212)375-2000	640,900,479	367,256,722	273,643,757	1,779,451	SU	
ACACIA LIFE INS CO	DC	60038	(301)280-1000	1,651,393,151	1,353,271,275	298,121,876	3,522,142	DI LI VA VL	
ACADIA INS CO	ME	31325	(800)773-4300	151,266,088	91,966,164	59,299,925	851,967	CW MT PI SU VE	
ACCEPTANCE INS CO	NE	37958	(712)329-3600	49,534,859	58,402,243	(8,867,384)	0	SUSPENDED	
ACCIDENT FUND GENERAL INS CO	MI	12304	(517)342-4200	93,055,742	67,897,659	25,158,083	0	CW	
ACCIDENT FUND INS CO OF AMERICA	MI	10166	(517)367-1400	1,870,916,699	1,368,100,137	502,816,562	226,039	CW	
ACCIDENT FUND NATIONAL INS CO	MI	12305	(517)342-4200	150,789,327	109,302,271	41,487,056	0	CW	
ACCREDITED SURETY AND CASUALTY CO, INC.	FL	26379	(407)841-8500	33,338,824	11,946,477	21,392,347	175,941	CI SU	
ACE AMERICAN INS CO	PA	22667	(215)640-1000	7,309,316,755	5,621,249,819	1,688,066,936	55,304,702	CW DI MT PI SU VE	
ACE AMERICAN REINSURANCE CO	PA	22705	Name changed 9/29/06, now known as R&Q REINSURANCE CO						
ACE FIRE UNDERWRITERS INS CO	PA	20702	(215)640-1000	79,778,334	24,128,017	55,650,317	2,241,476	CW DI MT PI SU VE	
ACE INDEMNITY INS CO	PA	10030	(215)640-1000	30,328,422	17,648,231	12,680,191	0	CW MT PI SU VE	
ACE LIFE INS CO	CT	60348	(203)352-6003	17,717,581	1,791,969	15,925,612	0	DI LI VA VL	
ACE PROPERTY AND CASUALTY INS CO	PA	20699	(215)640-1000	5,925,245,954	4,395,818,119	1,529,427,835	3,997,058	CW DI MT PI SU VE	
ACIG INS CO	IL	19984	(972)702-9004	266,760,699	193,261,252	73,499,432	129,298	CW MT PI SU VE	
ACME LIFE INS CO	AZ	---	(847)572-6864	Financial Information Not Available †				UR	
ACSTAR INS CO	IL	22950	(860)224-2000	94,885,793	63,206,101	31,679,692	122,230	CI MT PI SU VE	
ACUITY, A MUTUAL INS CO	WI	14184	(920)458-9131	1,706,368,621	1,072,989,343	633,379,278	9,014,839	CW DI MT PI SU VE	
ADAMSON LIFE INS CO	AZ	---	(847)572-6864	Financial Information Not Available †				UR	
ADMIRAL INDEMNITY CO	DE	44318	(856)429-9200	61,159,326	32,254,107	28,905,219	0	CI MT PI VE	
ADMIRAL LIFE INS CO OF AMERICA	AZ	71390	(517)349-6000	9,220,714	82,654	9,138,060	0	DI LI	
ADVANCE INS CO	AZ	83445	Name changed 7/18/06, now known as WELLCARE HEALTH INS OF ARIZONA, INC.						
ADVANCED PHYSICIANS INS RRG, INC.	AZ	12166		710,011	12,369	697,642	0	RG	
ADVANTA INS CO	AZ	33987	(215)385-3491	15,315,125	455,377	14,859,748	0	CI DI MT PI SU VE	
ADVANTA LIFE INS CO	AZ	80055	(215)385-3491	8,555,845	1,014,414	7,541,431	0	DI LI	
ADVANTAGE WORKERS COMPENSATION INS CO	IN	40517	(801)288-8750	77,879,370	38,692,978	39,186,392	1,794,669	CW SU	
AEGIS SECURITY INS CO	PA	33898	(717)657-9671	75,909,981	39,619,942	36,290,039	1,264,431	CI MT PI SU VE	
AETNA HEALTH AND LIFE INS CO	CT	78700	(860)273-0123	1,533,829,559	1,352,926,012	180,903,547	0	DI LI	
AETNA HEALTH INC.	AZ	95003	(602)427-2200	66,965,267	34,760,465	32,204,802	296,102,925	HC	
AETNA INS CO OF CONNECTICUT	CT	36153	(860)273-7126	27,207,744	2,204,197	25,003,547	172,169	CI VE	
AETNA LIFE INS CO	CT	60054	(860)273-0123	32,339,161,928	29,301,959,777	3,037,202,151	225,790,148	DI LI	
AFFILIATED FM INS CO	RI	10014	(401)275-3000	1,275,125,439	703,133,042	571,992,397	4,863,448	CI MT PI SU VE	
AFFIRMATIVE INS CO	IL	42609	(972)728-6300	367,208,671	233,799,724	133,408,947	1,805,459	CI PI	

Company Names: CO = COMPANY CORP = CORPORATION INS = INSURANCE RRG = RISK RETENTION GROUP
 CE = CERTIFICATE OF EXEMPTION (WITH LINES OF AUTHORITY)
 Authorized Lines: CI = CASUALTY CP = CAPTIVE INSURER CW = CASUALTY WITH WORKERS' COMPENSATION DI = DISABILITY DS = DENTAL SERVICE
 HC = HEALTH CARE SERVICES ORGANIZATION HS = HOSPITAL SERVICE LC = LIFE CARE PROVIDER LP = LIFE CARE PROVIDER PROVISIONAL PERMIT
 LI = LIFE LR = LIFE AND DISABILITY REINSURANCE MG = MORTGAGE GUARANTY MR = MECHANICAL REIMBURSEMENT REINSURANCE MS = MEDICAL SERVICE
 MT = MARINE AND TRANSPORTATION OS = OPTOMETRIC SERVICE PD = PREPAID DENTAL PLAN PI = PROPERTY PL = PREPAID LEGAL
 RG = DOMESTIC RISK RETENTION GROUP SU = SURETY TI = TITLE UR = UNAFFILIATED CREDIT LIFE AND DISABILITY REINSURANCE VA = VARIABLE ANNUITY
 VE = VEHICLE VL = VARIABLE LIFE

Financial information is as of 12/31/2006 unless alternative fiscal year end is indicated.

† Fiscal year financial information due August 1 or November 1, 2007 pursuant to A.R.S. § 20-1083.

‡ Financial information was not required during this period or is not available due to regulatory action or notification of merger or withdrawal.

* DBA (Doing Business As)

** Life Care Facility

INSURERS AUTHORIZED IN ARIZONA AS OF DECEMBER 31, 2006 - (continued)

NAME	DOMICILE	NAIC #	TELEPHONE	ASSETS	LIABILITIES	CAPITAL & SURPLUS	ARIZONA PREMIUMS	AUTHORIZED LINES
AGL LIFE ASSURANCE CO	PA	60232	(484)530-4800	4,101,159,547	4,089,730,961	11,428,586	215,199	DI LI VA VL
AGRI GENERAL INS CO	IA	42757	(515)559-1000	431,259,132	97,331,678	333,927,454	2,923,758	CI MT PI VE
AIG ANNUITY INS CO	TX	70432	(800)424-4990	53,107,957,389	48,896,036,294	4,211,921,095	42,698,173	DI LI VA
AIG CASUALTY CO	PA	19402	(212)770-7000	4,146,017,133	2,812,055,608	1,333,961,525	8,214,676	CW DI MT PI SU VE
AIG CENTENNIAL INS CO	PA	34789	(302)252-2000	614,108,527	293,235,609	320,872,918	2,266,253	CI DI MT PI SU VE
AIG INDEMNITY INS CO	PA	43974	(302)252-2000	59,690,218	34,151,284	25,538,934	3,287,503	CI DI MT PI VE
AIG LIFE INS CO	DE	66842	(713)522-1111	11,146,805,056	10,576,816,810	569,988,246	13,698,179	DI LI VA VL
AIG NATIONAL INS CO, INC.	NY	36587	(770)753-8300	55,727,337	38,151,075	17,576,262	29,105,429	CI DI MT PI SU VE
AIG PREFERRED INS CO	PA	22225	(302)252-2000	82,629,139	54,480,307	28,148,832	3,929,815	CI DI MT PI SU VE
AIG PREMIER INS CO	PA	20796	(302)252-2000	360,431,755	210,922,662	149,509,093	1,013,346	CW DI MT PI SU VE
AIG SUNAMERICA LIFE ASSURANCE CO	AZ	60941	(888)502-0600	32,726,521,863	31,937,667,781	788,854,082	49,956,714	DI LI VA
AIU INS CO	NY	19399	(212)770-7000	3,268,183,694	2,045,754,753	1,222,428,941	56,087	CW DI MT PI SU VE
ALASKA NATIONAL INS CO	AK	38733	(907)248-2642	645,190,825	420,154,551	225,036,274	537,281	CW MT PI SU VE
ALEA NORTH AMERICA INS CO	NY	24899	(860)513-4180	579,221,103	400,150,545	179,070,558	(50,255)	CW MT PI SU VE
ALL AMERICA INS CO	OH	20222	(419)238-1010	215,382,140	125,743,368	89,638,769	3,008,756	CW MT PI SU VE
ALLEGHENY CASUALTY CO	PA	13285	(814)336-2521	21,794,269	6,761,589	15,032,680	0	SU
ALLEGIANCE LIFE INS CO	IL	62790	(217)789-2500	264,696,686	12,897,744	251,798,942	0	DI LI
ALLEGIANT INS CO, INC., A RRG	HI	11965	(808)585-3528	8,910,999	5,821,799	3,089,200	4,905,159	CI
ALLIANCE INTERNATIONAL INS, INC.	AZ	---	(516)921-5950	Financial Information Not Available †				UR
ALLIANCE OF NONPROFITS FOR INS, RRG	VT	10023	(802)229-5042	29,921,859	17,067,966	12,853,893	0	CI
ALLIANZ GLOBAL RISKS US INS CO	CA	35300	(818)260-7500	4,713,840,624	1,082,322,217	3,631,518,407	8,610,907	CW MT PI SU VE
ALLIANZ LIFE INS CO OF NORTH AMERICA	MN	90611	(763)765-6500	62,860,993,015	60,413,127,551	2,447,865,464	329,856,846	DI LI VA VL
ALLIED PROFESSIONALS INS CO, RRG	AZ	11710		10,452,739	6,541,294	3,911,445	186,607	RG
ALLIED PROPERTY AND CASUALTY INS CO	IA	42579	(515)508-4211	137,701,554	47,543,349	90,158,205	4,830,522	CW MT PI SU VE
ALLMERICA FINANCIAL BENEFIT INS CO	MI	41840	(508)853-7200	15,112,277	12,354	15,099,923	0	CW DI MT PI SU VE
ALLMERICA FINANCIAL LIFE INS AND ANNUITY CO	MA	84824	Name changed 9/1/06, now known as COMMONWEALTH ANNUITY AND LIFE INS CO					
ALLSTATE ASSURANCE CO	IL	70866	(847)402-5000	11,206,653	2,867,330	8,339,322	0	LI
ALLSTATE FIRE AND CASUALTY INS CO	IL	29688	(847)402-5000	16,143,378	237,606	15,905,772	58,704,194	CI DI MT PI SU VE
ALLSTATE INDEMNITY CO	IL	19240	(847)402-5000	138,344,895	6,814,598	131,530,297	126,480,971	CW DI MT PI SU VE
ALLSTATE INS CO	IL	19232	(847)402-5000	47,679,723,129	28,550,562,952	19,129,160,177	198,465,967	CW DI MT PI SU VE
ALLSTATE LIFE INS CO	IL	60186	(847)402-5000	79,028,221,719	75,667,190,378	3,361,031,337	80,998,180	DI LI VA VL
ALLSTATE PROPERTY AND CASUALTY INS CO	IL	17230	(847)402-5000	80,184,344	1,089,105	79,095,239	175,303,822	CI DI MT PI SU VE
ALPHA DENTAL OF ARIZONA, INC.	AZ	95366	(562)924-8311	350,323	43,503	306,820	171,896	PD
ALPHA INS CO LIMITED	AZ	---		Financial Information Not Available				CP
ALPHA PROPERTY & CASUALTY INS CO	WI	38156	(972)690-5500	26,879,635	12,916,333	13,963,303	5,222,423	CI PI VE
ALTA HEALTH & LIFE INS CO	IN	67369	(303)689-3000	156,549,571	97,428,935	59,120,636	395,680	DI LI VA
AMBAC ASSURANCE CORP	WI	18708	(212)668-0340	10,014,555,633	6,317,679,209	3,696,876,424	2,489,998	SU
AMCO INS CO	IA	19100	(515)508-4211	997,504,755	517,934,008	479,570,747	48,554,204	CW MT PI SU VE
AMCOMP ASSURANCE CORP	FL	25402	(800)226-1898	248,049,992	163,233,247	84,816,745	4,709	CW

Company Names: CO = COMPANY CORP = CORPORATION INS = INSURANCE RRG = RISK RETENTION GROUP
 Authorized Lines: CE = CERTIFICATE OF EXEMPTION (WITH LINES OF AUTHORITY)
 CI = CASUALTY CP = CAPTIVE INSURER CW = CASUALTY WITH WORKERS' COMPENSATION DI = DISABILITY DS = DENTAL SERVICE
 HC = HEALTH CARE SERVICES ORGANIZATION HS = HOSPITAL SERVICE LC = LIFE CARE PROVIDER LP = LIFE CARE PROVIDER PROVISIONAL PERMIT
 LI = LIFE LR = LIFE AND DISABILITY REINSURANCE MG = MORTGAGE GUARANTY MR = MECHANICAL REIMBURSEMENT REINSURANCE MS = MEDICAL SERVICE
 MT = MARINE AND TRANSPORTATION OS = OPTOMETRIC SERVICE PD = PREPAID DENTAL PLAN PI = PROPERTY PL = PREPAID LEGAL
 RG = DOMESTIC RISK RETENTION GROUP SU = SURETY TI = TITLE UR = UNAFFILIATED CREDIT LIFE AND DISABILITY REINSURANCE VA = VARIABLE ANNUITY
 VE = VEHICLE VL = VARIABLE LIFE

Financial information is as of 12/31/2006 unless alternative fiscal year end is indicated.
 † Fiscal year financial information due August 1 or November 1, 2007 pursuant to A.R.S. § 20-1083.
 ‡ Financial information was not required during this period or is not available due to regulatory action or notification of merger or withdrawal.
 * DBA (Doing Business As)
 ** Life Care Facility

INSURERS AUTHORIZED IN ARIZONA AS OF DECEMBER 31, 2006 - (continued)

NAME	DOMICILE	NAIC #	TELEPHONE	ASSETS	LIABILITIES	CAPITAL & SURPLUS	ARIZONA PREMIUMS	AUTHORIZED LINES	
AMERICAN AGRI-BUSINESS INS CO	TX	12548	(806)473-0333	226,557,124	220,123,962	6,433,162	641,461	PI	
AMERICAN AGRICULTURAL INS CO	IN	10103	(847)969-2900	1,134,939,929	650,424,468	484,515,461	0	CI MT PI SU VE	
AMERICAN ALTERNATIVE INS CORP	DE	19720	(609)243-4200	458,302,732	318,837,248	139,465,484	8,580,163	CW DI MT PI SU VE	
AMERICAN AMBASSADOR CASUALTY CO	IL	10073	(617)357-9500	5,103,689	1,160,617	3,943,072	0	CI VE	
AMERICAN ASSOCIATION OF ORTHODONTISTS INS. CO. (A RRG)	VT	10232	(802)229-5042	20,941,480	16,688,733	4,252,747	300,319	CI	
AMERICAN AUTOMOBILE INS CO	MO	21849	(415)899-2000	402,789,826	240,866,865	161,922,961	4,505,512	CW DI MT PI SU VE	
AMERICAN BANKERS INS CO OF FLORIDA	FL	10111	(305)253-2244	1,240,094,177	903,693,146	336,401,031	19,756,501	CI DI MT PI SU VE	
AMERICAN BANKERS LIFE ASSURANCE CO OF FLORIDA	FL	60275	(305)253-2244	776,638,879	670,905,446	105,733,433	3,618,210	DI LI	
AMERICAN BUILDERS INS CO RRG, INC.	MT	12631	(406)428-7731	1,191,783	254,395	937,388	5,000	CI	
AMERICAN BUSINESS & PERSONAL INS MUTUAL, INC.	DE	40789	(312)346-8100	43,314,133	22,752,895	20,561,238	0	CW MT PI	
AMERICAN CAPITOL INS CO	TX	60291	(713)974-2242	71,922,526	62,979,740	8,942,786	18,777	DI LI	
AMERICAN CASUALTY CO OF READING, PENNSYLVANIA	PA	20427	(312)822-5000	114,347,913	17,451	114,330,461	7,439,251	CW DI MT PI SU VE	
AMERICAN CENTENNIAL INS CO	DE	10391	(302)479-2100	39,432,625	13,194,200	26,238,425	0	CI DI MT PI SU VE	
AMERICAN CENTRAL INS CO	MO	37915	(617)725-6000	38,928,983	176,949	38,752,034	0	CI MT PI SU VE	
AMERICAN CENTURY CASUALTY CO	TX	10807	(281)919-0199	104,956,619	67,813,287	37,143,332	0	MT PI VE	
AMERICAN CLASSIC REINSURANCE CO	AZ	69595	(602)957-4647	1,252,438	541,995	710,443	0	LR	
AMERICAN COMMERCE INS CO	OH	19941	(508)922-8276	343,937,928	212,411,128	131,526,800	13,477,045	CI DI MT PI SU VE	
AMERICAN COMMUNITY MUTUAL INS CO	MI	60305	(734)591-4645	178,469,867	71,591,082	106,878,785	34,221,821	DI LI	
AMERICAN CONCEPT INS CO	RI	31909	(401)453-7000	8,406,082	5,563,978	2,842,104	0	CI MT PI VE	
AMERICAN CONTINENTAL INS CO	TN	12321	(615)377-1300	9,081,376	85,609	8,995,767	0	DI LI	
AMERICAN CONTRACTORS INDEMNITY CO	CA	10216	(310)649-0990	227,295,252	176,387,303	50,907,949	3,187,827	SU	
AMERICAN CONTRACTORS INS CO, RRG	TX	12300	(972)702-9004	5,648,762	471,318	5,177,444	803,497	CI	
AMERICAN DEPOSIT INS CO	OH	16802	<i>Name changed 2/8/06, now known as INFINITY SAFEGUARD INS CO</i>						
AMERICAN ECONOMY INS CO	IN	19690	(206)545-5000	1,634,750,860	1,105,961,426	528,789,434	3,668,676	CW MT PI SU VE	
AMERICAN EMPIRE INS CO	OH	37990	(513)369-3000	65,530,908	31,030,262	34,500,646	0	CI MT PI VE	
AMERICAN EMPLOYERS' INS CO	MA	20613	(617)725-6000	35,375,438	165,348	35,210,090	0	CW DI MT PI SU VE	
AMERICAN ENTERPRISE LIFE INS CO	IN	94234	(616)671-3969	Financial Information Not Available ‡					DI LI VA VL
AMERICAN EQUITY INS CO	AZ	43117	(651)688-4100	213,881,246	117,209,958	96,671,288	0	CI MT PI SU VE	
AMERICAN EQUITY INVESTMENT LIFE INS CO	IA	92738	(515)221-0002	11,471,358,118	10,478,880,614	992,477,504	81,735,875	LI VA VL	
AMERICAN EXCESS INS EXCHANGE, RRG	VT	10903	(802)863-4400	323,178,679	206,354,556	116,824,123	1,569,800	CI	
AMERICAN FAMILY HOME INS CO	FL	23450	(513)943-7200	429,360,825	292,061,562	137,299,264	2,908,104	CI MT PI VE	
AMERICAN FAMILY LIFE ASSURANCE CO OF COLUMBUS	NE	60380	(706)660-7081	50,298,815,355	46,112,516,890	4,186,298,465	50,387,528	DI LI	
AMERICAN FAMILY LIFE INS CO	WI	60399	(608)249-2111	3,685,060,233	3,252,832,866	432,227,367	27,379,742	DI LI VA VL	
AMERICAN FAMILY MUTUAL INS CO	WI	19275	(608)249-2111	11,009,904,394	6,818,334,833	4,191,569,561	432,960,929	CW DI MT PI SU VE	
AMERICAN FEDERATION INS CO	FL	43699	(616)942-3000	19,922,202	5,830,161	14,092,041	1,675,113	CI MT PI VE	
AMERICAN FEED INDUSTRY INS CO, RRG	IA	44202	(515)254-0400	15,696,694	8,165,699	7,530,995	10,800	CI	
AMERICAN FIDELITY ASSURANCE CO	OK	60410	(405)523-2000	2,959,824,615	2,759,377,166	200,447,449	11,165,657	DI LI VA	
AMERICAN FIDELITY LIFE INS CO	FL	60429	(850)456-7401	474,966,844	397,419,368	77,547,476	377,650	DI LI	
AMERICAN FINANCIAL SECURITY LIFE INS CO	MO	69337	(913)341-1190	2,635,166	75,623	2,559,543	355	SUSPENDED	

Company Names: **CO** = COMPANY **CORP** = CORPORATION **INS** = INSURANCE **RRG** = RISK RETENTION GROUP
CE = CERTIFICATE OF EXEMPTION (WITH LINES OF AUTHORITY)
Authorized Lines: **CI** = CASUALTY **CP** = CAPTIVE INSURER **CW** = CASUALTY WITH WORKERS' COMPENSATION **DI** = DISABILITY **DS** = DENTAL SERVICE
HC = HEALTH CARE SERVICES ORGANIZATION **HS** = HOSPITAL SERVICE **LC** = LIFE CARE PROVIDER **LP** = LIFE CARE PROVIDER PROVISIONAL PERMIT
LI = LIFE **LR** = LIFE AND DISABILITY REINSURANCE **MG** = MORTGAGE GUARANTY **MR** = MECHANICAL REIMBURSEMENT REINSURANCE **MS** = MEDICAL SERVICE
MT = MARINE AND TRANSPORTATION **OS** = OPTOMETRIC SERVICE **PD** = PREPAID DENTAL PLAN **PI** = PROPERTY **PL** = PREPAID LEGAL
RG = DOMESTIC RISK RETENTION GROUP **SU** = SURETY **TI** = TITLE **UR** = UNAFFILIATED CREDIT LIFE AND DISABILITY REINSURANCE **VA** = VARIABLE ANNUITY
VE = VEHICLE **VL** = VARIABLE LIFE

Financial information is as of 12/31/2006 unless alternative fiscal year end is indicated.

† Fiscal year financial information due August 1 or November 1, 2007 pursuant to A.R.S. § 20-1083.

‡ Financial information was not required during this period or is not available due to regulatory action or notification of merger or withdrawal.

* DBA (Doing Business As)

** Life Care Facility

INSURERS AUTHORIZED IN ARIZONA AS OF DECEMBER 31, 2006 - (continued)

NAME	DOMICILE	NAIC #	TELEPHONE	ASSETS	LIABILITIES	CAPITAL & SURPLUS	ARIZONA PREMIUMS	AUTHORIZED LINES
AMERICAN FIRE AND CASUALTY CO	OH	24066	(513)603-7400	38,961,733	1,138,819	37,822,913	3,332,879	CW MT PI SU VE
AMERICAN FOUNDERS LIFE INS CO	TX	60445	<i>Name changed 3/9/06, now known as SAGICOR LIFE INS CO</i>					
AMERICAN FUJI FIRE AND MARINE INS CO	IL	40398	(877)514-3542	109,759,116	28,989,961	80,769,155	18,136	CW DI MT PI SU VE
AMERICAN GENERAL ASSURANCE CO	IL	68373	(732)922-7000	1,510,699,467	1,230,234,347	280,465,120	1,470,164	DI LI
AMERICAN GENERAL INDEMNITY CO	IL	24376	(732)922-7000	74,470,562	35,830,623	38,639,939	15,266	CI DI MT PI VE
AMERICAN GENERAL LIFE AND ACCIDENT INS CO	TN	66672	(615)749-1000	8,936,854,521	8,436,369,923	500,484,598	930,577	DI LI
AMERICAN GENERAL LIFE INS CO	TX	60488	(713)522-1111	34,024,822,954	28,577,295,069	5,447,527,885	68,621,997	DI LI VA VL
AMERICAN GENERAL PROPERTY INS CO	TN	31208	(615)749-1000	65,270,522	13,798,810	51,471,712	0	DI PI
AMERICAN GUARANTEE AND LIABILITY INS CO	NY	26247	(847)605-6000	259,667,514	113,695,494	145,972,021	18,024,686	CW DI MT PI SU VE
AMERICAN GUARANTY TITLE INS CO	OK	51411	(405)942-4848	12,893,157	2,680,904	10,212,253	0	TI
AMERICAN HALLMARK INS CO OF TEXAS	TX	43494	(817)348-1600	201,805,307	128,043,177	73,762,130	0	CI MT PI SU VE
AMERICAN HARDWARE MUTUAL INS CO	OH	13331	(614)225-8211	319,832,901	200,705,138	119,127,764	2,325,792	CW DI MT PI SU VE
AMERICAN HEALTH AND LIFE INS CO	TX	60518	(817)348-7500	1,609,844,342	729,720,499	880,123,843	1,303,456	DI LI
AMERICAN HEALTHCARE INDEMNITY CO	DE	39152	(310)551-5900	98,509,583	59,006,165	39,503,418	586,043	CI PI SU
AMERICAN HERITAGE LIFE INS CO	FL	60534	(904)992-1776	1,326,649,820	1,115,550,711	211,099,108	4,911,636	DI LI
AMERICAN HOME ASSURANCE CO	NY	19380	(212)770-7000	28,409,595,587	22,197,742,541	6,211,853,046	64,880,442	CW DI MT PI SU VE
AMERICAN HOME LIFE INS CO	KS	60542	(785)235-6276	156,745,218	143,526,212	13,219,004	733,895	DI LI
AMERICAN INCOME LIFE INS CO	IN	60577	(254)751-8600	1,542,400,340	1,349,072,876	193,327,464	6,649,384	DI LI
AMERICAN INDEMNITY CO	TX	19518	<i>Name changed 7/21/06, now known as CATLIN INS CO, INC.</i>					
AMERICAN INS CO OF TEXAS	TX	81949	(817)878-3300	4,818,453	2,767,020	2,051,433	11,528	DI LI
AMERICAN INS CO, THE	NE	21857	(415)899-2000	1,566,036,408	1,001,469,985	564,566,423	22,258,579	CW MT PI SU VE
AMERICAN INTERNATIONAL INS CO	NY	32220	(302)252-2000	1,175,349,277	817,257,943	358,091,334	8,420,758	CI DI MT PI SU VE
AMERICAN INTERNATIONAL SOUTH INS CO	PA	40258	(212)770-7000	35,527,654	220,756	35,306,898	1,435,140	CW MT PI VE
AMERICAN INVESTORS LIFE INS CO, INC.	KS	60631	(515)362-3600	8,829,218,073	8,406,302,099	422,915,973	68,607,178	DI LI
AMERICAN LABOR LIFE INS CO	AZ	89427	(717)872-8576	4,237,579	1,472,478	2,765,101	8,138	DI LI
AMERICAN LIFE AND ANNUITY CO, INC., THE	AZ	60235	(865)588-8228	7,099,085	6,523,580	575,505	0	LI
AMERICAN LIFE INS CO OF NEW YORK, THE	NY	60704	<i>Name changed 9/29/06, now known as WILTON REASSURANCE LIFE CO OF NEW YORK</i>					
AMERICAN LIVE STOCK INS CO	IL	10200	(630)232-2100	68,483,057	14,645,004	53,838,053	23,810	CI MT
AMERICAN MANUFACTURERS MUTUAL INS CO	IL	30562	(847)320-2000	10,558,305	75,229	10,483,076	14,275	CW DI MT PI SU VE
AMERICAN MATURITY LIFE INS CO	CT	81213	(860)843-3978	67,110,363	27,352,329	39,758,034	97,274	DI LI VA
AMERICAN MEDICAL AND LIFE INS CO	NY	81418	(516)822-8700	13,649,199	5,921,850	7,727,349	6,464	DI LI
AMERICAN MEDICAL SECURITY LIFE INS CO	WI	97179	(920)661-6020	406,874,690	148,031,883	258,842,807	26,599,953	DI LI
AMERICAN MEMORIAL LIFE INS CO	SD	67989	(605)399-3643	1,549,858,200	1,467,789,596	82,068,604	9,755,783	DI LI
AMERICAN MERCURY INS CO	OK	16810	(405)621-6585	345,251,227	232,044,350	113,206,876	1,242,080	CI MT PI SU VE
AMERICAN MINING INS CO, INC.	AL	15911	(205)823-4496	103,176,822	73,466,955	29,709,867	144,807	CW MT PI VE
AMERICAN MODERN HOME INS CO	OH	23469	(800)543-2644	824,293,912	551,059,565	273,234,347	7,942,910	CI DI MT PI SU VE
AMERICAN MODERN LIFE INS CO	OH	65811	(513)943-7200	58,061,045	36,908,049	21,152,996	123,065	DI LI
AMERICAN MODERN SELECT INS CO	OH	38652	(800)759-9008	63,512,602	43,480,855	20,031,747	1,771,258	CI MT PI VE
AMERICAN MOTORISTS INS CO	IL	22918	(708)320-2000	26,900,732	1,054,655	25,846,077	382,968	CW DI MT PI SU VE

Company Names: CO = COMPANY CORP = CORPORATION INS = INSURANCE RRG = RISK RETENTION GROUP
 CE = CERTIFICATE OF EXEMPTION (WITH LINES OF AUTHORITY)
 Authorized Lines: CI = CASUALTY CP = CAPTIVE INSURER CW = CASUALTY WITH WORKERS' COMPENSATION DI = DISABILITY DS = DENTAL SERVICE
 HC = HEALTH CARE SERVICES ORGANIZATION HS = HOSPITAL SERVICE LC = LIFE CARE PROVIDER LP = LIFE CARE PROVIDER PROVISIONAL PERMIT
 LI = LIFE LR = LIFE AND DISABILITY REINSURANCE MG = MORTGAGE GUARANTY MR = MECHANICAL REIMBURSEMENT REINSURANCE MS = MEDICAL SERVICE
 MT = MARINE AND TRANSPORTATION OS = OPTOMETRIC SERVICE PD = PREPAID DENTAL PLAN PI = PROPERTY PL = PREPAID LEGAL
 RG = DOMESTIC RISK RETENTION GROUP SU = SURETY TI = TITLE UR = UNAFFILIATED CREDIT LIFE AND DISABILITY REINSURANCE VA = VARIABLE ANNUITY
 VE = VEHICLE VL = VARIABLE LIFE

Financial information is as of 12/31/2006 unless alternative fiscal year end is indicated.
 † Fiscal year financial information due August 1 or November 1, 2007 pursuant to A.R.S. § 20-1083.
 ‡ Financial information was not required during this period or is not available due to regulatory action or notification of merger or withdrawal.
 * DBA (Doing Business As)
 ** Life Care Facility

INSURERS AUTHORIZED IN ARIZONA AS OF DECEMBER 31, 2006 - (continued)

NAME	DOMICILE	NAIC #	TELEPHONE	ASSETS	LIABILITIES	CAPITAL & SURPLUS	ARIZONA PREMIUMS	AUTHORIZED LINES
AMERICAN NATIONAL GENERAL INS CO	MO	39942	(417)887-0220	100,633,356	36,654,149	63,979,207	585,603	CI MT PI VE
AMERICAN NATIONAL INS CO	TX	60739	(409)766-4661	13,239,606,798	11,131,497,316	2,108,109,482	33,447,584	DI LI VA VL
AMERICAN NATIONAL LIFE INS CO OF TEXAS	TX	71773	(409)763-4661	145,558,128	102,558,255	42,999,873	1,499,673	DI LI
AMERICAN NATIONAL PROPERTY AND CASUALTY CO	MO	28401	(417)887-4990	1,128,700,205	685,995,608	442,704,597	31,901,634	CW DI MT PI SU VE
AMERICAN NETWORK INS CO	PA	81078	(610)965-2222	113,814,883	95,088,077	18,726,806	11,810	DI
AMERICAN PARTNERS LIFE INS CO	AZ	93653	(612)671-1257	Financial Information Not Available ‡				DI LI VA VL
AMERICAN PHOENIX LIFE AND REASSURANCE CO	CT	91785	(860)403-5000	70,652,464	17,261,142	53,391,322	0	DI LI
AMERICAN PIONEER LIFE INS CO	FL	60763	(407)628-1776	177,522,216	146,059,169	31,463,047	1,222,277	DI LI
AMERICAN PREMIER INS CO	IN	37001	Name changed 1/17/06, now known as INFINITY PREMIER INS CO					
AMERICAN PRIDE CAPTIVE INS CO	FY Ending 06/30/2006	AZ	---	Financial Information Not Available				CP
AMERICAN PROFESSIONAL CAPTIVE INS CO.	AZ	---	Financial Information Not Available					CP
AMERICAN PROFESSIONALS INS CO	IN	12084	(609)896-1921	Financial Information Not Available ‡				SUSPENDED
AMERICAN PROPERTY & LIABILITY CAPTIVE INS CO	AZ	---	Name changed 12/6/05, now known as AMERICAN PROPERTY & LIABILITY INS CO					
AMERICAN PROPERTY & LIABILITY INS CO	AZ	---	Financial Information Not Available					CP
AMERICAN PUBLIC LIFE INS CO	OK	60801	(601)936-6600	72,347,582	56,986,563	15,361,019	485,896	DI LI
AMERICAN RE-INSURANCE CO	DE	10227	Name changed 9/5/06, now known as MUNICH REINSURANCE AMERICA, INC.					
AMERICAN RELIABLE INS CO	AZ	19615	(480)483-8666	365,749,355	278,187,227	87,562,128	11,231,038	CW DI MT PI SU VE
AMERICAN REPUBLIC CORP INS CO	NE	67679	(402)496-8000	8,584,711	312,858	8,271,853	0	DI LI
AMERICAN REPUBLIC INS CO	IA	60836	(515)245-2155	495,478,875	291,751,185	203,727,690	25,499,428	DI LI
AMERICAN RETIREMENT LIFE INS CO	OH	88366	(513)333-5300	7,033,278	1,023,471	6,009,807	0	LI
AMERICAN ROAD INS CO, THE	MI	19631	(313)390-6170	719,002,703	319,480,750	399,521,953	714,255	CI MT PI SU VE
AMERICAN SAFETY CASUALTY INS CO	DE	39969	(770)916-1908	157,884,369	87,400,099	70,484,270	147,748	CW MT PI SU
AMERICAN SAFETY RRG, INC.	VT	25448	(770)916-1908	17,611,587	12,436,386	5,175,200	148,526	CI
AMERICAN SAVINGS LIFE INS CO	AZ	91910	(602)835-5000	20,673,682	6,065,101	14,608,581	973,345	DI LI
AMERICAN SECURITY INS CO	DE	42978	(770)763-1000	1,085,100,574	653,621,645	431,478,929	15,159,458	CI DI MT PI SU VE
AMERICAN SENTINEL INS CO	PA	17965	(717)540-0600	21,660,376	11,341,946	10,318,430	54,543	CI DI MT PI VE
AMERICAN SERVICE INS CO, INC.	IL	42897	(847)472-6700	91,112,494	54,857,631	36,254,863	0	CI MT PI VE
AMERICAN SKANDIA LIFE ASSURANCE CORP	CT	86630	(203)926-1888	36,963,081,395	36,635,853,985	327,227,410	179,577,570	DI LI VA VL
AMERICAN SOUTHERN HOME INS CO	FL	41998	(800)543-2644	79,917,701	57,613,790	22,303,910	0	CI MT PI SU VE
AMERICAN SOUTHERN INS CO	KS	10235	(404)266-9599	104,526,001	69,588,154	34,937,846	0	CI PI SU VE
AMERICAN SPECIALTY HEALTH INS CO	IL	84697	(619)578-2000	7,847,838	1,025,802	6,822,036	1,754	DI LI
AMERICAN STANDARD INS CO OF WISCONSIN	WI	19283	(608)249-2111	355,217,394	116,618,918	238,598,476	63,290,278	CI MT PI VE
AMERICAN STATES INS CO	IN	19704	(206)545-5000	2,337,821,031	1,567,111,446	770,709,585	5,798,367	CW DI MT PI SU VE
AMERICAN STATES INS CO OF TEXAS	TX	19712	(206)545-5000	21,829,580	2,122,906	19,706,674	0	CW DI MT PI VE
AMERICAN STATES PREFERRED INS CO	IN	37214	(206)545-5000	238,059,026	158,716,072	79,342,954	0	CI MT PI SU VE
AMERICAN STERLING INS CO	CA	40800	(949)587-3400	18,977,186	5,915,709	13,061,477	2,158,128	CI MT PI SU VE
AMERICAN SUMMIT INS CO	TX	19623	(254)399-0626	35,098,024	13,451,896	21,646,128	14,467,209	CI DI MT PI SU VE
AMERICAN SURETY CO	IN	31380	(317)875-8700	13,804,652	2,481,066	11,323,586	0	SU
AMERICAN TRAVELERS ASSURANCE CO	DC	61140	(203)229-1000	2,912,049	218,211	2,693,838	0	SUSPENDED

Company Names: CO = COMPANY CORP = CORPORATION INS = INSURANCE RRG = RISK RETENTION GROUP
 CE = CERTIFICATE OF EXEMPTION (WITH LINES OF AUTHORITY)
 Authorized Lines: CI = CASUALTY CP = CAPTIVE INSURER CW = CASUALTY WITH WORKERS' COMPENSATION DI = DISABILITY DS = DENTAL SERVICE
 HC = HEALTH CARE SERVICES ORGANIZATION HS = HOSPITAL SERVICE LC = LIFE CARE PROVIDER LP = LIFE CARE PROVIDER PROVISIONAL PERMIT
 LI = LIFE LR = LIFE AND DISABILITY REINSURANCE MG = MORTGAGE GUARANTY MR = MECHANICAL REIMBURSEMENT REINSURANCE MS = MEDICAL SERVICE
 MT = MARINE AND TRANSPORTATION OS = OPTOMETRIC SERVICE PD = PREPAID DENTAL PLAN PI = PROPERTY PL = PREPAID LEGAL
 RG = DOMESTIC RISK RETENTION GROUP SU = SURETY TI = TITLE UR = UNAFFILIATED CREDIT LIFE AND DISABILITY REINSURANCE VA = VARIABLE ANNUITY
 VE = VEHICLE VL = VARIABLE LIFE

Financial information is as of 12/31/2006 unless alternative fiscal year end is indicated.

† Fiscal year financial information due August 1 or November 1, 2007 pursuant to A.R.S. § 20-1083.

‡ Financial information was not required during this period or is not available due to regulatory action or notification of merger or withdrawal.

* DBA (Doing Business As)

** Life Care Facility

INSURERS AUTHORIZED IN ARIZONA AS OF DECEMBER 31, 2006 - (continued)

NAME	DOMICILE	NAIC #	TELEPHONE	ASSETS	LIABILITIES	CAPITAL & SURPLUS	ARIZONA PREMIUMS	AUTHORIZED LINES
AMERICAN TRUCKING AND TRANSPORTATION INS CO, A RRG	MT	11534	(406)523-3934	10,222,618	7,689,084	2,533,534	0	CI VE
AMERICAN UNDERWRITERS LIFE INS CO	AZ	92649	(316)794-2200	65,295,721	53,392,629	11,903,095	243,217	DI LI
AMERICAN UNITED LIFE INS CO	IN	60895	(317)285-1877	12,879,129,074	12,218,608,059	660,521,015	32,106,553	DI LI VA VL
AMERICAN ZURICH INS CO	IL	40142	(847)605-6000	221,187,781	12,328,016	208,859,765	5,275,411	CW DI MT PI SU VE
AMERICAN-AMICABLE LIFE INS CO OF TEXAS	TX	68594	(254)753-7311	307,761,204	260,682,780	47,078,424	762,165	DI LI
AMERICO FINANCIAL LIFE AND ANNUITY INS CO	TX	61999	(816)391-2000	3,575,247,882	3,358,663,938	216,583,944	11,297,566	DI LI
AMERICOM LIFE & ANNUITY INS CO	TX	94471	(410)895-0100	492,222,727	474,429,544	17,793,183	4,479,925	DI LI
AMERIGUARD RRG, INC.	VT	12171	(802)229-5042	7,741,054	2,722,223	5,018,831	24,745	CI VE
AMERIHEALTH INS CO *	PA	93688	(215)241-2400	1,541,112,905	905,775,223	635,337,682	0	DI LI
AMERIN GUARANTY CORP	IL	30872	(215)564-6600	233,913,432	31,779,221	202,134,211	0	MG
AMERIPRISE INS CO	WI	12504	(920)330-5100	47,156,189	(14,761)	47,170,950	0	CI DI MT PI VE
AMERISERV LIFE INS CO	AZ	---	(814)533-5194	Financial Information Not Available †				UR
AMERISURE INS CO	MI	19488	(810)615-9000	566,995,786	417,786,306	149,209,480	20,198	CW MT PI SU VE
AMERISURE MUTUAL INS CO	MI	23396	(248)615-9000	1,632,574,355	1,086,687,214	545,887,141	298,418	CW MT PI SU VE
AMERITAS LIFE INS CORP.	NE	61301	(402)467-1122	3,566,686,289	2,752,450,180	814,236,108	28,045,456	DI LI VA VL
AMERITAS VARIABLE LIFE INS CO	NE	97977	(402)467-1122	2,563,260,897	2,421,521,291	141,739,606	4,330,985	DI LI VA VL
AMERUS LIFE INS CO	IA	61689	(515)362-3600	9,669,901,946	9,161,782,990	508,118,956	61,361,855	DI LI
AMEX ASSURANCE CO	IL	27928	(920)330-5250	142,582,687	24,747,363	117,835,324	22,260,453	CW DI MT PI SU VE
AMGUARD INS CO	PA	42390	(800)673-2465	239,939,666	186,606,702	53,332,964	0	CW DI MT PI SU VE
AMHERST LIFE INS CO	AZ	---	(602)957-4647	Financial Information Not Available †				UR
AMICA LIFE INS CO	RI	72222	(401)334-6000	891,439,131	743,989,080	147,450,051	528,898	LI
AMICA MUTUAL INS CO	RI	19976	(401)334-6000	3,890,071,095	1,799,575,410	2,090,495,685	17,116,182	CI MT PI VE
ANCHOR GENERAL INS CO	CA	40010	(858)527-3600	37,963,895	17,247,814	20,716,081	4,473,264	CI MT PI VE
ANESTHESIOLOGISTS PROFESSIONAL ASSURANCE CO	FL	37656	(904)354-5910	96,200,073	70,661,471	25,538,602	1,692,568	CI
ANNUITY & LIFE REASSURANCE AMERICA, INC.	CT	62421	(860)285-8252	12,326,880	665,325	11,661,554	131,932	DI LI
ANNUITY INVESTORS LIFE INS CO	OH	93661	(513)333-6246	1,601,778,377	1,536,345,335	65,433,042	6,191,179	DI LI VA VL
ANTHEM INS COMPANIES, INC.	IN	28207	(317)488-6000	2,229,756,168	1,502,902,545	726,853,623	0	CI DI PI VE
ANTHEM LIFE INS CO	IN	61069	(614)436-0688	258,082,868	200,310,257	57,772,611	1,740,359	DI LI
APPLIED MEDICO-LEGAL SOLUTIONS RRG, INC.	AZ	11598		30,711,516	18,523,685	12,187,831	3,788,029	RG
AQUAGUARDIAN INS CO, INC.	AZ	11845	(602)635-4848	15,846,291	10,798,617	5,047,674	158,049	CW
ARAG INS CO	IA	34738	(515)246-1200	44,258,580	15,228,594	29,029,986	128,797	PL
ARCADIAN HEALTH PLAN, INC.	WA	12151	(510)832-0311	36,310,369	28,928,081	7,382,288	14,269,922	HC
ARCH INS CO	MO	11150	(212)651-6500	1,187,699,401	668,775,498	518,923,903	17,880,600	CW DI MT PI SU VE
ARCH REINSURANCE CO	NE	10348	(973)898-9575	1,076,174,896	384,458,340	691,716,556	0	CW DI MT PI SU VE
ARCHITECTS & ENGINEERS INS CO, INC., A RRG	DE	44148	(800)437-2342	19,415,924	11,281,329	8,134,595	0	CI
ARGONAUT GREAT CENTRAL INS CO	IL	19860	(309)688-8571	313,141,457	221,348,029	91,793,428	1,372,173	CW MT PI SU VE
ARGONAUT INS CO	IL	19801	(800)470-7958	1,280,263,409	814,446,996	465,816,413	1,677,512	CW MT PI SU VE
ARGONAUT-MIDWEST INS CO	IL	19828	(650)326-0900	105,946,962	61,181,475	44,765,487	211,823	CW MT PI SU VE
ARGONAUT-SOUTHWEST INS CO	LA	19844	(210)321-8400	20,220,985	5,746,299	14,474,685	(110,111)	CW MT PI VE

Company Names: **CO** = COMPANY **CORP** = CORPORATION **INS** = INSURANCE **RRG** = RISK RETENTION GROUP
 Authorized Lines: **CE** = CERTIFICATE OF EXEMPTION (WITH LINES OF AUTHORITY)
CI = CASUALTY **CP** = CAPTIVE INSURER **CW** = CASUALTY WITH WORKERS' COMPENSATION **DI** = DISABILITY **DS** = DENTAL SERVICE
HC = HEALTH CARE SERVICES ORGANIZATION **HS** = HOSPITAL SERVICE **LC** = LIFE CARE PROVIDER **LP** = LIFE CARE PROVIDER PROVISIONAL PERMIT
LI = LIFE **LR** = LIFE AND DISABILITY REINSURANCE **MG** = MORTGAGE GUARANTY **MR** = MECHANICAL REIMBURSEMENT REINSURANCE **MS** = MEDICAL SERVICE
MT = MARINE AND TRANSPORTATION **OS** = OPTOMETRIC SERVICE **PD** = PREPAID DENTAL PLAN **PI** = PROPERTY **PL** = PREPAID LEGAL
RG = DOMESTIC RISK RETENTION GROUP **SU** = SURETY **TI** = TITLE **UR** = UNAFFILIATED CREDIT LIFE AND DISABILITY REINSURANCE **VA** = VARIABLE ANNUITY
VE = VEHICLE **VL** = VARIABLE LIFE

Financial information is as of 12/31/2006 unless alternative fiscal year end is indicated.
 † Fiscal year financial information due August 1 or November 1, 2007 pursuant to A.R.S. § 20-1083.
 ‡ Financial information was not required during this period or is not available due to regulatory action or notification of merger or withdrawal.
 * DBA (Doing Business As)
 ** Life Care Facility

INSURERS AUTHORIZED IN ARIZONA AS OF DECEMBER 31, 2006 - (continued)

NAME	DOMICILE	NAIC #	TELEPHONE	ASSETS	LIABILITIES	CAPITAL & SURPLUS	ARIZONA PREMIUMS	AUTHORIZED LINES
ARIZONA AUTOMOBILE INS CO	AZ	11805	(480)413-9173	7,280,735	4,710,891	2,569,843	5,914,588	VE
ARIZONA DENTAL INS SERVICE, INC.	AZ	53597	Name changed 8/16/06, now known as DELTA DENTAL OF ARIZONA					
ARIZONA HOME INS CO	AZ	38490	(602)993-1155	13,301,413	6,697,501	6,603,912	7,394,784	CI PI
ARIZONA MARINE AND GENERAL INS CO	AZ	12294	Name changed 7/5/06, now known as SOUTHWEST MARINE AND GENERAL INS CO					
ARIZONA NATIONAL LIFE INS CO	AZ	60018	(319)398-7979	17,434,229	15,977,187	1,457,042	0	LR
ARIZONA STATE COMPENSATION FUND	AZ	36714	Name changed 3/22/06, now known as SCF ARIZONA					
ARKANSAS LIFE INS CO	AZ	97551	(800)482-9260	1,205,670	636,485	569,185	0	LR
ARMED FORCES INS EXCHANGE	KS	41459	(913)727-5500	148,272,466	78,672,676	69,599,790	1,499,892	CI MT PI VE
ASSET PROTECTION PROGRAM RRG, INC.	SC	12224	(843)853-0446	3,376,232	1,247,240	2,128,992	195,479	CI
ASSOCIATED DEALERS LIFE INS CO	AZ	81485	(602)200-6900	4,505,333	339,398	4,165,935	0	LR
ASSOCIATED INDEMNITY CORP	CA	21865	(415)899-2000	169,314,247	103,882,994	65,431,253	2,000,688	CW DI MT PI SU VE
ASSOCIATED INS CO FOR EXCESS	AZ	---	Financial Information Not Available					CP
ASSURANCE CO OF AMERICA	NY	19305	(847)605-6000	56,771,478	36,196,870	20,574,608	10,979,730	CW DI MT PI SU VE
ASSURED GUARANTY CORP.	MD	30180	(212)974-0100	1,248,270,663	962,316,898	285,953,765	0	CI SU
ASSURED LIFE ASSOCIATION	CO	56499	(303)792-9777	57,612,251	50,547,000	7,065,251	30,136	DI LI
ASSURITY LIFE INS CO	NE	71439	(402)476-6500	1,327,594,289	1,191,431,482	136,162,804	2,585,677	DI LI
ASTRAEA RRG, INC.	AZ	10137		4,277,756	1,827,070	2,450,686	0	RG
ATHENA ASSURANCE CO	MN	41769	(612)310-7066	190,457,055	136,499,731	53,957,324	(25,132)	CW MT PI SU VE
ATLANTA CASUALTY CO	IL	21792	(205)870-4000	9,284,089	1,659,428	7,624,661	90,941	VE
ATLANTA INTERNATIONAL INS CO	NY	20931	(770)813-6220	49,509,594	33,644,756	15,864,838	0	CI DI MT PI SU VE
ATLANTA SPECIALTY INS CO	OH	31925	Name changed 1/17/06, now known as INFINITY SPECIALTY INS CO					
ATLANTIC INS CO	TX	22209	(972)650-2800	34,226,683	775,784	33,450,899	0	CW MT PI SU VE
ATLANTIC MUTUAL INS CO	NY	19895	(973)408-6142	584,544,133	462,960,126	121,584,007	340,002	CW DI MT PI SU VE
ATLANTIC SPECIALTY INS CO	NY	27154	(617)725-6000	66,652,323	18,495,766	48,156,557	4,053,054	CW MT PI SU VE
ATLANTIC TITLE INS CO	SC	51152	(803)799-4747	15,084,853	4,596,832	10,488,021	0	TI
ATRAIDIUS TRADE CREDIT INS, INC.	MD	25422	(410)246-5510	89,864,921	47,050,331	42,814,590	1,663,409	CI
ATTORNEYS' LIABILITY ASSURANCE SOCIETY, INC. A RRG	VT	10639	(312)697-6900	143,894,554	108,792,597	35,101,957	7,241,544	CI
ATTORNEYS LIABILITY PROTECTION SOCIETY, A RRG	MT	32450	(406)728-3113	82,894,047	56,761,186	26,132,861	98,882	CI
AURORA NATIONAL LIFE ASSURANCE CO	CA	61182	(661)253-1688	3,292,062,376	3,006,514,703	285,547,673	1,068,741	DI LI
AUSTIN MUTUAL INS CO	MN	13412	(612)378-8600	139,925,937	67,628,689	72,297,248	11,304,371	CI MT PI VE
AUTO CLUB LIFE INS CO	MI	84522	(734)779-2085	423,257,107	389,586,054	33,671,053	90,430	DI LI
AUTO CLUB PROPERTY-CASUALTY INS CO	IA	11983	(313)336-1234	30,485,541	1,888,283	28,597,259	0	DI
AUTOMOBILE INS CO OF HARTFORD, CT	CT	19062	(860)277-0111	928,690,153	644,837,952	283,852,201	17,156,534	CW DI MT PI SU VE
AUTOMOTIVE UNDERWRITERS INS CO, A RRG	NV	11033	(703)812-8425	21,323,110	17,264,369	4,058,741	4,944	CI
AUTOONE INS CO	NY	34460	(617)725-6000	75,904,056	30,566,786	45,337,270	3,046	VE
AUTO-OWNERS INS CO	MI	18988	(517)323-1200	9,037,953,108	4,192,209,122	4,845,743,986	58,574,083	CW DI MT PI SU VE
AUTO-OWNERS LIFE INS CO	MI	61190	(517)323-1200	1,840,811,671	1,637,829,194	202,982,477	2,871,552	DI LI
AVEMCO INS CO	MD	10367	(301)694-5700	122,331,917	56,523,718	65,808,199	1,248,693	CI DI MT PI SU
AVESIS INS INCORPORATED	AZ	11163	(800)643-1132	6,595,363	1,970,604	4,624,759	1,967,460	DI

Company Names: CO = COMPANY CORP = CORPORATION INS = INSURANCE RRG = RISK RETENTION GROUP
 CE = CERTIFICATE OF EXEMPTION (WITH LINES OF AUTHORITY)
 Authorized Lines: CI = CASUALTY CP = CAPTIVE INSURER CW = CASUALTY WITH WORKERS' COMPENSATION DI = DISABILITY DS = DENTAL SERVICE
 HC = HEALTH CARE SERVICES ORGANIZATION HS = HOSPITAL SERVICE LC = LIFE CARE PROVIDER LP = LIFE CARE PROVIDER PROVISIONAL PERMIT
 LI = LIFE LR = LIFE AND DISABILITY REINSURANCE MG = MORTGAGE GUARANTY MR = MECHANICAL REIMBURSEMENT REINSURANCE MS = MEDICAL SERVICE
 MT = MARINE AND TRANSPORTATION OS = OPTOMETRIC SERVICE PD = PREPAID DENTAL PLAN PI = PROPERTY PL = PREPAID LEGAL
 RG = DOMESTIC RISK RETENTION GROUP SU = SURETY TI = TITLE UR = UNAFFILIATED CREDIT LIFE AND DISABILITY REINSURANCE VA = VARIABLE ANNUITY
 VE = VEHICLE VL = VARIABLE LIFE

Financial information is as of 12/31/2006 unless alternative fiscal year end is indicated.
 † Fiscal year financial information due August 1 or November 1, 2007 pursuant to A.R.S. § 20-1083.
 ‡ Financial information was not required during this period or is not available due to regulatory action or notification of merger or withdrawal.
 * DBA (Doing Business As)
 ** Life Care Facility

INSURERS AUTHORIZED IN ARIZONA AS OF DECEMBER 31, 2006 - (continued)

NAME	DOMICILE	NAIC #	TELEPHONE	ASSETS	LIABILITIES	CAPITAL & SURPLUS	ARIZONA PREMIUMS	AUTHORIZED LINES
AVIVA LIFE INS CO	DE	62898	(800)225-8073	6,656,753,040	6,238,048,514	418,704,526	11,095,537	DI LI
AVOMARK INS CO	IN	10792	(513)603-2400	10,342,047	87,307	10,254,739	0	CW MT PI SU VE
AXA ART INS CORP	NY	29530	(212)415-8400	66,870,651	32,326,867	34,543,784	286,235	CI MT PI VE
AXA CORPORATE SOLUTIONS LIFE REINSURANCE CO	DE	68365	(212)314-4224	770,302,822	294,787,449	475,515,373	0	LI
AXA CORPORATE SOLUTIONS REINSURANCE CO	DE	36552	(212)493-9364	932,202,482	278,433,717	653,768,765	0	CI MT PI SU VE
AXA EQUITABLE LIFE INS CO	NY	62944	(212)554-1234	131,779,702,127	125,282,089,097	6,497,613,031	227,617,137	DI LI VA VL
AXA INS CO	NY	33022	(212)658-8743	170,142,379	78,580,079	91,562,300	685,162	CW DI MT PI SU VE
AXA LIFE AND ANNUITY CO	CO	62880	(212)314-5468	541,688,094	444,069,272	97,618,822	283,214	LI VA VL
AXA RE AMERICA INS CO	DE	11835	(212)493-9300	56,757,572	6,821,556	49,936,016	0	CI DI MT PI SU VE
AXA RE PROPERTY AND CASUALTY INS CO	DE	16187	(212)493-9364	59,613,289	33,272,507	26,340,782	0	CI DI MT PI SU VE
AXIS INS CO	IL	37273	(678)746-9000	107,198,813	298,893	106,899,920	0	CW DI MT PI SU VE
AXIS REINSURANCE CO	NY	20370	(678)746-9400	1,831,970,659	1,281,077,712	550,892,947	3,372,252	CW DI MT PI SU VE
BALBOA INS CO	CA	24813	(949)222-8000	1,533,166,926	877,126,701	656,040,225	16,008,115	CI DI MT PI SU VE
BALBOA LIFE INS CO	CA	68160	(949)222-8000	38,916,509	16,526,014	22,390,495	430,270	DI LI
BALTIMORE LIFE INS CO, THE	MD	61212	(410)581-6600	801,539,802	737,409,278	64,130,523	1,595,874	DI LI
BANC LIFE INS CORP	AZ	---	(414)433-3166	2,798,002	453,767	2,344,235	0	UR
BANC ONE LIFE REINSURANCE CO	AZ	77534	(847)930-7886	125,562,642	29,228,436	96,334,206	0	LR
BANCINSURE, INC.	OK	18538	(405)290-5600	102,442,150	60,994,466	41,447,684	194,325	CW MT PI SU VE
BANKERS CAPITAL LIFE INS CO	AZ	---	(602)254-5866	Financial Information Not Available †				UR
BANKERS FIDELITY LIFE INS CO	GA	61239	(404)266-5600	115,187,349	80,720,781	34,466,568	197,431	DI LI
BANKERS FINANCIAL LIFE INS CO	AZ	62723	(319)363-5400	4,230,026	593,481	3,636,544	0	LR
BANKERS INS CO	FL	33162	(727)823-4000	110,779,062	67,140,854	43,638,209	1,438,682	CI MT PI SU VE
BANKERS LIFE AND CASUALTY CO	IL	61263	(314)817-6100	9,887,303,830	9,257,070,645	630,233,185	27,463,596	DI LI
BANKERS LIFE INS CO	FL	81043	(813)823-4000	150,470,724	142,432,289	8,038,436	3,511,118	DI LI
BANKERS MULTIPLE LINE INS CO	CT	23132	<i>Name changed 6/23/06, now known as R.V.I. NATIONAL INS CO</i>					
BANKERS RESERVE LIFE INS CO OF WISCONSIN	WI	71013	(314)725-4477	80,582,313	42,787,377	37,794,936	0	DI LI
BANKERS STANDARD INS CO	PA	18279	(215)640-1000	271,851,923	185,467,056	86,384,867	15,872	CW DI MT PI SU VE
BANNER LIFE INS CO	MD	94250	(301)279-4800	1,226,386,041	1,043,189,907	183,196,134	7,876,102	DI LI
BAPTIST LIFE ASSOCIATION	NY	57223	(716)633-4393	23,829,589	23,020,084	809,505	3,184	DI LI
BAR PLAN MUTUAL INS CO, THE	MO	29513	(314)965-3333	59,297,676	39,697,365	19,600,311	3,191	SU
BASNEY AUTO GROUP LIFE INS CO	AZ	---	(847)572-6864	Financial Information Not Available †				UR
BCS INS CO	OH	38245	(630)472-7700	227,983,948	91,316,010	136,667,938	4,427,189	CI DI MT
BCS LIFE INS CO	IL	80985	(630)472-7700	170,400,730	94,015,729	76,385,000	220,534	DI LI
BEAZLEY INS CO, INC.	CT	37540	(860)677-3700	78,181,323	18,031,891	60,149,432	524,462	CI DI MT PI SU VE
BECK LIFE INS CO	AZ	---	(847)572-6864	Financial Information Not Available †				UR
BENCHMARK INS CO	KS	41394	(913)722-0622	113,533,453	76,518,599	37,014,854	2,057,552	CW DI PI VE
BENEFICIAL LIFE INS CO	UT	61395	(801)933-1100	3,678,738,286	3,399,645,797	279,092,489	16,572,817	DI LI
BENICORP INS CO	IN	69752	(317)290-1205	45,276,696	31,555,094	13,721,602	0	DI LI
BERKLEY REGIONAL INS CO	DE	29580	(515)278-3000	2,402,315,783	1,737,349,593	664,966,190	948,593	CW MT PI SU VE

Company Names: CO = COMPANY CORP = CORPORATION INS = INSURANCE RRG = RISK RETENTION GROUP
 CE = CERTIFICATE OF EXEMPTION (WITH LINES OF AUTHORITY)
 Authorized Lines: CI = CASUALTY CP = CAPTIVE INSURER CW = CASUALTY WITH WORKERS' COMPENSATION DI = DISABILITY DS = DENTAL SERVICE
 HC = HEALTH CARE SERVICES ORGANIZATION HS = HOSPITAL SERVICE LC = LIFE CARE PROVIDER LP = LIFE CARE PROVIDER PROVISIONAL PERMIT
 LI = LIFE LR = LIFE AND DISABILITY REINSURANCE MG = MORTGAGE GUARANTY MR = MECHANICAL REIMBURSEMENT REINSURANCE MS = MEDICAL SERVICE
 MT = MARINE AND TRANSPORTATION OS = OPTOMETRIC SERVICE PD = PREPAID DENTAL PLAN PI = PROPERTY PL = PREPAID LEGAL
 RG = DOMESTIC RISK RETENTION GROUP SU = SURETY TI = TITLE UR = UNAFFILIATED CREDIT LIFE AND DISABILITY REINSURANCE VA = VARIABLE ANNUITY
 VE = VEHICLE VL = VARIABLE LIFE

Financial information is as of 12/31/2006 unless alternative fiscal year end is indicated.
 † Fiscal year financial information due August 1 or November 1, 2007 pursuant to A.R.S. § 20-1083.
 ‡ Financial information was not required during this period or is not available due to regulatory action or notification of merger or withdrawal.
 * DBA (Doing Business As)
 ** Life Care Facility

INSURERS AUTHORIZED IN ARIZONA AS OF DECEMBER 31, 2006 - (continued)

NAME	DOMICILE	NAIC #	TELEPHONE	ASSETS	LIABILITIES	CAPITAL & SURPLUS	ARIZONA PREMIUMS	AUTHORIZED LINES
BERKSHIRE HATHAWAY LIFE INS CO OF NEBRASKA	NE	62345	(402)536-3000	3,757,507,411	2,895,523,176	861,984,235	612,791	LI
BERKSHIRE LIFE INS CO OF AMERICA	MA	71714	(413)499-4321	2,139,102,208	1,793,725,858	345,376,350	5,815,927	DI LI
BEST LIFE AND HEALTH INS CO	TX	90638	(949)253-4080	16,871,019	6,569,668	10,301,351	595,221	DI LI
BEVERLY HILLS LIFE INS CO	AZ	92886	(847)572-6860	835,534	131,293	704,241	0	LR
BIRMINGHAM FIRE INS CO OF PENNSYLVANIA	PA	19402	<i>Name changed 12/31/06, now known as AIG CASUALTY CO</i>					
BITUMINOUS CASUALTY CORP	IL	20095	(309)786-5401	759,269,836	497,890,988	261,378,848	633,169	CW MT PI SU VE
BITUMINOUS FIRE AND MARINE INS CO	IL	20109	(309)786-5401	492,386,961	378,934,324	113,452,637	0	CW MT PI SU VE
BLUE CROSS AND BLUE SHIELD OF ARIZONA, INC.	AZ	53589	(602)864-4100	850,603,909	276,746,739	573,857,170	1,153,957,198	DS HS MS
BOND SAFEGUARD INS CO	IL	27081	(630)495-9380	37,178,127	20,214,305	16,963,822	898,624	SU
BOSTON MUTUAL LIFE INS CO	MA	61476	(781)828-7000	841,513,744	752,103,172	89,410,572	489,661	DI LI
BOWTIE LIFE INS CO	AZ	---	(847)572-6864	Financial Information Not Available †				UR
BREMEN LIFE INS CO II	AZ	---	(847)572-6864	Financial Information Not Available †				UR
BROKERS NATIONAL LIFE ASSURANCE CO	AR	74900	(512)383-0220	23,701,084	10,478,040	13,223,044	13,209	DI LI
BROTHERHOOD MUTUAL INS CO	IN	13528	(219)482-8668	293,366,803	173,870,608	119,496,194	6,559,835	CW DI MT PI SU VE
BUCKEYE STATE INS CO	AZ	---	(602)254-5866	Financial Information Not Available †				UR
BUCKEYE STATE MUTUAL INS CO, THE	OH	16713	(937)778-5000	67,793,414	42,989,877	24,803,536	0	CI PI VE
BUCKTAIL LIFE INS CO	AZ	94633	(602)200-6900	2,596,346	213,423	2,382,922	0	LR
BUSINESS MEN'S ASSURANCE CO OF AMERICA	SC	61492	<i>Name changed 6/30/06, now known as LIBERTY LIFE INS CO</i>					
C B I INS CO	AZ	82996	(602)254-5866	5,280,514	1,493,347	3,787,167	0	LR
C.L.V. LIFE INS CO	AZ	88943	(602)957-4647	1,623,121	1,431,200	191,921	0	LR
C.M. LIFE INS CO	CT	93432	(413)788-8411	9,123,635,604	8,620,653,044	502,982,560	10,813,580	DI LI VA VL
CALIFORNIA CAPITAL INS CO	CA	13544	(408)649-1155	406,908,912	216,116,887	190,792,037	0	CI MT PI
CALIFORNIA CASUALTY & FIRE INS CO	CA	27464	(650)574-4000	51,471,717	26,310,161	25,161,556	0	CI MT PI VE
CALIFORNIA CASUALTY GENERAL INS CO OF OREGON	OR	35955	(650)574-4000	78,334,891	48,452,223	29,882,668	9,152,133	CI MT PI VE
CALIFORNIA CASUALTY INDEMNITY EXCHANGE	CA	20117	(415)574-4000	534,544,900	228,816,693	305,728,207	4,992,583	CI MT PI VE
CALIFORNIA CASUALTY INS CO	CA	20125	(650)574-4000	100,861,066	22,493,757	78,367,309	6,969,195	CI MT PI VE
CALIFORNIA INDEMNITY INS CO	TX	32271	<i>Name changed 12/6/05, now known as DALLAS NATIONAL INS CO</i>					
CALIFORNIA INS CO	CA	38865	(402)827-3424	173,490,167	73,722,787	99,767,379	157,507	CW DI MT PI SU VE
CALIFORNIA MEDICAL GROUP INS CO RRG	AZ	12180		10,185,939	5,484,867	4,701,072	0	RG
CAMBRIDGE LIFE INS CO	MO	81000	(630)737-5750	25,274,396	17,728,009	7,546,387	58,685	DI LI
CAMDEN FIRE INS ASSOCIATION, THE	NJ	21946	(617)725-6000	78,972,108	5,317,551	73,654,557	0	CW MT PI SU VE
CAMERON LIFE INS CO	AZ	---	(602)200-6900	Financial Information Not Available †				UR
CAMICO MUTUAL INS CO	CA	36340	(650)802-2500	157,959,811	107,784,042	50,175,769	1,317,311	CI
CANADA LIFE ASSURANCE CO, THE	CANADA	80659	(770)953-1959	1,672,487,593	1,532,646,738	139,840,855	1,384,741	DI LI
CANADA LIFE INS CO OF AMERICA	MI	81060	(303)737-3000	2,183,221,239	2,002,417,856	180,803,383	6,011	DI LI VA VL
CANAL INS CO	SC	10464	(864)242-5365	1,324,256,744	738,476,056	585,780,688	7,540,994	CI MT PI VE
CANYON INS SERVICES, INC.	AZ	12217	(602)588-3971	477,574	24,859	452,715	43,713	DI
CANYON STATE LIFE INS CO	AZ	72958	(602)258-2422	6,803,569	2,862,862	3,940,707	158	DI LI
CAPITAL ASSURANCE RRG, INC.	SC	11194	(843)766-2327	7,564,272	2,497,018	5,067,254	33,372	CI

Company Names: **CO** = COMPANY **CORP** = CORPORATION **INS** = INSURANCE **RRG** = RISK RETENTION GROUP
 Authorized Lines: **CE** = CERTIFICATE OF EXEMPTION (WITH LINES OF AUTHORITY)
CI = CASUALTY **CP** = CAPTIVE INSURER **CW** = CASUALTY WITH WORKERS' COMPENSATION **DI** = DISABILITY **DS** = DENTAL SERVICE
HC = HEALTH CARE SERVICES ORGANIZATION **HS** = HOSPITAL SERVICE **LC** = LIFE CARE PROVIDER **LP** = LIFE CARE PROVIDER PROVISIONAL PERMIT
LI = LIFE **LR** = LIFE AND DISABILITY REINSURANCE **MG** = MORTGAGE GUARANTY **MR** = MECHANICAL REIMBURSEMENT REINSURANCE **MS** = MEDICAL SERVICE
MT = MARINE AND TRANSPORTATION **OS** = OPTOMETRIC SERVICE **PD** = PREPAID DENTAL PLAN **PI** = PROPERTY **PL** = PREPAID LEGAL
RG = DOMESTIC RISK RETENTION GROUP **SU** = SURETY **TI** = TITLE **UR** = UNAFFILIATED CREDIT LIFE AND DISABILITY REINSURANCE **VA** = VARIABLE ANNUITY
VE = VEHICLE **VL** = VARIABLE LIFE

Financial information is as of 12/31/2006 unless alternative fiscal year end is indicated.

† Fiscal year financial information due August 1 or November 1, 2007 pursuant to A.R.S. § 20-1083.

‡ Financial information was not required during this period or is not available due to regulatory action or notification of merger or withdrawal.

* DBA (Doing Business As)

** Life Care Facility

INSURERS AUTHORIZED IN ARIZONA AS OF DECEMBER 31, 2006 - (continued)

NAME	DOMICILE	NAIC #	TELEPHONE	ASSETS	LIABILITIES	CAPITAL & SURPLUS	ARIZONA PREMIUMS	AUTHORIZED LINES
CAPITAL MARKETS ASSURANCE CORP	NY	20877	(914)273-4545	87,717,512	1,352,525	86,364,987	0	SU
CAPITOL INDEMNITY CORP	WI	10472	(608)231-4450	445,537,797	264,229,666	181,308,131	2,397,566	CI DI MT PI SU VE
CAPITOL LIFE INS CO, THE	TX	61581	(303)237-9303	236,156,406	231,200,624	4,955,782	0	DI LI
CARDINAL & GOLD INS CO	AZ	---	(480)607-1602	Financial Information Not Available †				UR
CARE RRG, INC.	DC	11825	(703)812-8425	33,873,967	30,253,253	3,620,714	181,848	CI
CAREAMERICA LIFE INS CO	CA	71331	(888)646-0789	30,569,153	21,108,917	9,460,235	809,141	DI LI
CARLISLE LIFE INS CO	AZ	88455	(847)572-6930	281,509	56,216	225,293	0	LR
CAROLINA CASUALTY INS CO	FL	10510	(904)363-0900	881,704,551	620,977,507	260,727,044	4,275,458	CW MT PI SU VE
CART CAPTIVE ASSURANCE CO, INC.	AZ	---		Financial Information Not Available				CP
CAST CAPTIVE INS CO	AZ	---		Financial Information Not Available				CP
CASUALTY UNDERWRITERS INS CO	UT	26697	(316)794-2200	4,544,321	847,988	3,696,333	0	CI MT PI SU VE
CATERPILLAR INS CO	MO	11255	(615)341-8147	153,922,678	119,827,438	34,095,240	11,076,178	CW MT PI SU VE
CATERPILLAR LIFE INS CO	MO	11997	(615)341-8147	155,263,736	109,925,204	45,338,532	0	DI LI
CATHOLIC FAMILY LIFE INS	WI	56022	(414)961-0500	284,363,447	272,904,075	11,459,372	754,938	DI LI
CATHOLIC LIFE INS	TX	57347	(210)828-9921	650,447,269	603,003,450	47,443,819	219,117	LI
CATHOLIC ORDER OF FORESTERS	IL	57487	(630)983-4900	573,665,629	534,328,498	39,337,133	886,442	DI LI
CATLIN INS CO, INC.	TX	19518	(504)304-2113	101,022,050	2,822,919	98,199,131	0	CI MT PI SU VE
CELTIC INS CO	IL	80799	(312)332-5401	103,982,279	55,774,954	48,207,325	1,310,714	DI LI
CEM INS CO	IL	10891	(847)419-3500	3,558,156	978,995	2,579,161	0	CI MT PI SU VE
CENSTAR TITLE INS CO	TX	50636	(281)588-2200	26,435,586	2,898,000	23,537,586	0	TI
CENSTAT LIFE ASSURANCE CO.	AZ	86240	(402)397-1111	4,440,342	1,856,292	2,584,050	0	LR
CENTENNIAL INS CO	NY	19909	(973)408-6142	227,431,064	157,961,637	69,469,427	(3,320)	CW DI MT PI PL SU VE
CENTRAL BENEFITS NATIONAL LIFE INS CO	OH	63541	(614)464-5711	9,452,121	896,653	8,555,468	75,056	DI LI
CENTRAL MUTUAL INS CO	OH	20230	(419)238-1010	1,137,963,177	669,759,000	468,204,170	32,991,506	CW MT PI SU VE
CENTRAL NATIONAL INS CO OF OMAHA	NE	20249	(402)970-8600	35,867,641	25,190,627	10,677,014	0	REHABILITATION
CENTRAL PENNSYLVANIA LIFE INS CO	AZ	---	(602)200-6900	Financial Information Not Available †				UR
CENTRAL RESERVE LIFE INS CO	OH	61727	(913)722-1110	38,702,517	13,733,937	24,968,580	9,212,927	DI LI
CENTRAL SECURITY LIFE INS CO	TX	61735	(972)699-2770	85,124,959	77,558,543	7,566,419	29,455	DI LI
CENTRAL STATES HEALTH & LIFE CO. OF OMAHA	NE	61751	(402)397-1111	278,123,210	183,889,829	94,233,381	511,745	DI LI
CENTRAL STATES INDEMNITY CO. OF OMAHA	NE	34274	(402)397-1111	260,853,018	53,342,757	207,510,261	2,345,290	CI DI MT PI VE
CENTRAL UNITED LIFE INS CO	AR	61883	(713)529-0045	350,237,790	317,958,886	32,278,904	677,718	DI LI
CENTRE INS CO	DE	34649	(212)859-2600	554,529,190	419,940,093	134,589,097	(2,235)	CW DI MT PI SU VE
CENTRE LIFE INS CO	MA	80896	(212)859-2600	1,672,561,959	1,597,436,986	75,124,972	1,359,128	DI
CENTURION CASUALTY CO	IA	42765	(515)243-2131	321,991,551	19,195,327	302,796,224	(107,459)	CI DI MT PI SU VE
CENTURION LIFE INS CO	IA	62383	(515)557-2131	1,045,257,139	129,581,992	915,675,147	3,374,138	DI LI
CENTURION MEDICAL LIABILITY PROTECTIVE RRG, INC.	AZ	11976		6,360,227	3,622,870	2,737,357	0	RG
CENTURY INDEMNITY CO	PA	20710	(215)640-1000	882,569,407	857,569,407	25,000,000	(620)	CW DI MT PI SU VE
CENTURY SURETY CO	OH	36951	(614)895-2000	498,988,843	361,474,218	137,514,625	2,993,648	CI MT PI SU VE
CENTURY-NATIONAL INS CO	CA	26905	(818)760-0880	572,030,583	356,134,973	215,895,610	10,284,201	CI MT PI VE

Company Names: **CO** = COMPANY **CORP** = CORPORATION **INS** = INSURANCE **RRG** = RISK RETENTION GROUP
 Authorized Lines: **CE** = CERTIFICATE OF EXEMPTION (WITH LINES OF AUTHORITY)
CI = CASUALTY **CP** = CAPTIVE INSURER **CW** = CASUALTY WITH WORKERS' COMPENSATION **DI** = DISABILITY **DS** = DENTAL SERVICE
HC = HEALTH CARE SERVICES ORGANIZATION **HS** = HOSPITAL SERVICE **LC** = LIFE CARE PROVIDER **LP** = LIFE CARE PROVIDER PROVISIONAL PERMIT
LI = LIFE **LR** = LIFE AND DISABILITY REINSURANCE **MG** = MORTGAGE GUARANTY **MR** = MECHANICAL REIMBURSEMENT REINSURANCE **MS** = MEDICAL SERVICE
MT = MARINE AND TRANSPORTATION **OS** = OPTOMETRIC SERVICE **PD** = PREPAID DENTAL PLAN **PI** = PROPERTY **PL** = PREPAID LEGAL
RG = DOMESTIC RISK RETENTION GROUP **SU** = SURETY **TI** = TITLE **UR** = UNAFFILIATED CREDIT LIFE AND DISABILITY REINSURANCE **VA** = VARIABLE ANNUITY
VE = VEHICLE **VL** = VARIABLE LIFE

Financial information is as of 12/31/2006 unless alternative fiscal year end is indicated.
 † Fiscal year financial information due August 1 or November 1, 2007 pursuant to A.R.S. § 20-1083.
 ‡ Financial information was not required during this period or is not available due to regulatory action or notification of merger or withdrawal.
 * DBA (Doing Business As)
 ** Life Care Facility

INSURERS AUTHORIZED IN ARIZONA AS OF DECEMBER 31, 2006 - (continued)

NAME	DOMICILE	NAIC #	TELEPHONE	ASSETS	LIABILITIES	CAPITAL & SURPLUS	ARIZONA PREMIUMS	AUTHORIZED LINES
CHARITABLE SERVICE PROVIDERS RECIPROCAL RRG	AZ	12167		1,221,566	261,413	960,152	854,500	RG
CHARITABLE SERVICE PROVIDERS RRG	AZ	12167	Name changed 12/6/06, now known as CHARITABLE SERVICE PROVIDERS RECIPROCAL RRG					
CHARTER LIFE CAPTIVE INS CO, INC.	AZ	---		Financial Information Not Available				CP
CHARTER LIFE INS CO, INC.	AZ	---	Name changed 1/30/06, now known as CHARTER LIFE CAPTIVE INS CO, INC.					
CHARTER NATIONAL LIFE INS CO	IL	61808	(847)402-5000	269,819,315	260,489,526	9,329,789	7,500	DI LI VA VL
CHARTER OAK FIRE INS CO	CT	25615	(860)277-0111	805,685,829	606,716,939	198,968,889	14,695,708	CW MT PI SU VE
CHARTER REINSURANCE CO, INC.	AZ	12439	(340)715-8835	180,635	4,800	175,835	0	LR
CHASE INS LIFE AND ANNUITY CO	IL	63207	(205)268-1000	5,990,058,256	5,747,755,235	242,303,021	134,126,021	DI LI VA
CHASE INS LIFE CO	IL	70661	(205)268-1000	329,920,908	270,564,233	59,356,675	3,853,467	DI LI
CHASE LIFE & ANNUITY CO	DE	67164	(205)268-1000	269,098,985	247,314,330	21,784,655	5,658	DI LI
CHC CASUALTY RRG, INC.	VT	11531	(802)864-5599	25,698,000	9,896,989	15,801,011	197,491	CI
CHEROB LIFE INS CO	AZ	---	(847)572-6864	Financial Information Not Available †				UR
CHEROKEE INS CO	MI	10642	(800)201-0450	224,683,563	146,460,606	78,222,957	0	CW DI SU VE
CHESAPEAKE LIFE INS CO, THE	OK	61832	(405)848-0179	98,859,957	54,039,027	44,820,930	501,290	DI LI
CHEVOLD INS CO, INC.	AZ	---	(602)254-5866	Financial Information Not Available †				UR
CHICAGO INS CO	IL	22810	(415)899-2000	272,636,728	152,702,820	119,933,908	1,575,706	CI MT PI SU VE
CHICAGO TITLE INS CO	MO	50229	(312)223-2581	1,678,679,969	1,249,212,602	429,467,367	43,249,721	TI
CHRISTIAN FIDELITY LIFE INS CO	TX	61859	(602)263-6666	77,488,036	56,447,778	21,040,258	95,902	DI LI
CHUBB INDEMNITY INS CO	NY	12777	(908)903-2000	212,135,299	158,209,288	53,926,011	567,740	CW MT PI SU VE
CHUBB NATIONAL INS CO	IN	10052	(908)903-2000	177,177,805	123,435,298	53,742,507	0	CW MT PI VE
CHURCH INS CO	NY	10669	(212)592-1800	57,658,410	38,230,770	19,427,640	23,611	CI MT PI SU VE
CHURCH LIFE INS CORP	NY	61875	(212)592-1800	199,385,311	164,423,737	34,961,574	560,938	DI LI
CHURCH MUTUAL INS CO	WI	18767	(715)536-5577	1,066,334,980	737,781,334	328,553,646	7,198,790	CW DI MT PI SU VE
CICA LIFE INS CO OF AMERICA	CO	71463	(512)837-7100	341,923,423	299,074,402	42,849,021	27,170	DI LI
CIERA INVESTMENT LIFE INS CO	AZ	85880	(602)957-4647	1,151,395	510,578	640,817	0	LR
CFG ASSURANCE NORTH AMERICA, INC.	NY	25771	(212)909-3939	191,381,402	87,561,335	103,820,067	46,400	SU
CIGNA DENTAL HEALTH PLAN OF ARIZONA, INC.	AZ	47013	(954)514-6600	2,881,473	1,395,558	1,485,915	14,564,432	PD
CIGNA HEALTHCARE OF ARIZONA, INC.	AZ	95125	(602)942-4462	172,238,841	114,932,976	57,305,865	631,080,166	HC
CIM INS CORP	MI	22004	(248)263-6900	20,999,696	6,500,807	14,498,889	798	CI VE
CINCINNATI CASUALTY CO, THE	OH	28665	(513)870-2000	349,578,661	68,115,634	281,463,027	131,498	CW DI MT PI SU VE
CINCINNATI EQUITABLE INS CO	OH	16721	(513)621-1826	28,263,595	9,069,415	19,194,180	0	CI PI VE
CINCINNATI INDEMNITY CO	OH	23280	(513)870-2000	74,495,278	12,569,976	61,925,302	1,448,991	CW MT PI SU VE
CINCINNATI INS CO	OH	10677	(513)870-2000	10,917,879,475	6,167,674,403	4,750,205,072	28,574,488	CW DI MT PI SU VE
CINCINNATI LIFE INS CO	OH	76236	(513)870-2000	2,521,354,119	2,042,592,907	478,761,209	727,753	DI LI
CITADEL LIFE AND HEALTH INS CO	AZ	71897	(602)254-5866	4,400,195	1,140,453	3,259,741	0	LR
CITATION INS CO	CA	42242	(614)475-3178	42,597,831	16,214,636	26,383,195	0	CW MT PI SU VE
CITCO LIFE INS CO	AZ	---	(931)484-8411	Financial Information Not Available †				UR
CITIZEN'S ACCIDENT & HEALTH INS CO	AZ	85960	(800)950-6060	2,927,098	2,177,041	750,056	0	LR
CITIZENS NATIONAL LIFE INS CO	TX	82082	(512)837-7100	13,959,947	11,679,311	2,280,636	96,852	DI LI

Company Names: CO = COMPANY CORP = CORPORATION INS = INSURANCE RRG = RISK RETENTION GROUP
 CE = CERTIFICATE OF EXEMPTION (WITH LINES OF AUTHORITY)
 Authorized Lines: CI = CASUALTY CP = CAPTIVE INSURER CW = CASUALTY WITH WORKERS' COMPENSATION DI = DISABILITY DS = DENTAL SERVICE
 HC = HEALTH CARE SERVICES ORGANIZATION HS = HOSPITAL SERVICE LC = LIFE CARE PROVIDER LP = LIFE CARE PROVIDER PROVISIONAL PERMIT
 LI = LIFE LR = LIFE AND DISABILITY REINSURANCE MG = MORTGAGE GUARANTY MR = MECHANICAL REIMBURSEMENT REINSURANCE MS = MEDICAL SERVICE
 MT = MARINE AND TRANSPORTATION OS = OPTOMETRIC SERVICE PD = PREPAID DENTAL PLAN PI = PROPERTY PL = PREPAID LEGAL
 RG = DOMESTIC RISK RETENTION GROUP SU = SURETY TI = TITLE UR = UNAFFILIATED CREDIT LIFE AND DISABILITY REINSURANCE VA = VARIABLE ANNUITY
 VE = VEHICLE VL = VARIABLE LIFE

Financial information is as of 12/31/2006 unless alternative fiscal year end is indicated.

† Fiscal year financial information due August 1 or November 1, 2007 pursuant to A.R.S. § 20-1083.

‡ Financial information was not required during this period or is not available due to regulatory action or notification of merger or withdrawal.

* DBA (Doing Business As)

** Life Care Facility

INSURERS AUTHORIZED IN ARIZONA AS OF DECEMBER 31, 2006 - (continued)

NAME	DOMICILE	NAIC #	TELEPHONE	ASSETS	LIABILITIES	CAPITAL & SURPLUS	ARIZONA PREMIUMS	AUTHORIZED LINES
CITIZENS REINSURANCE CO	AZ	---	(423)265-1671	Financial Information Not Available †				UR
CIVIL SERVICE EMPLOYEES INS CO	CA	10693	(925)817-6300	156,665,537	88,361,940	68,303,597	3,402,764	CI DI MT PI VE
CLAIM PROFESSIONALS LIABILITY INS CO (A RRG)	VT	12172	(802)229-5042	2,391,226	739,144	1,652,082	3,897	CI
CLARENDON NATIONAL INS CO	NJ	20532	(212)790-9700	1,430,872,998	934,847,596	496,025,403	3,784,205	CW DI MT PI SU VE
CLASSIC RESIDENCE AT SILVERSTONE **	AZ	---	(312)803-8800	Financial Information Not Available ‡				LP
CLASSIC RESIDENCE, SENIOR LIVING BY HYATT & PLAZA CO.'S **	AZ	95398	(312)803-8481	75,706,674	91,581,682	(15,875,008)	0	LC
CLEAR LAKE INS, INC.	AZ	---		Financial Information Not Available				CP
CLEARWATER INS CO	DE	25070	(203)977-8024	1,308,348,733	647,951,974	660,396,759	21,941	CI DI MT PI SU VE
CLINIC MUTUAL INS CO RRG	TN	43770	(808)521-0730	4,262,717	283,747	3,978,970	0	CI
CLINICAL TRIALS RECIPROCAL INS CO, RRG	AZ	10770		2,662,806	524,814	2,137,993	16,502	RG
CMG MORTGAGE ASSURANCE CO	WI	29114	(608)238-5851	9,307,681	1,262,853	8,044,828	0	MG
CMG MORTGAGE INS CO	WI	40266	(800)937-2644	323,103,861	219,404,481	103,699,380	565,500	MG
COAST LIFE INS CO	AZ	---	(602)258-2422	Financial Information Not Available †				UR
COAST NATIONAL INS CO	CA	25089	(954)316-5200	774,671,880	446,619,348	328,052,532	11,932,485	CI PI VE
COFACE NORTH AMERICA INS CO	MA	31887	(609)469-0400	60,888,615	33,549,780	27,338,834	91,202	CI SU
COLOGNE REINSURANCE CO OF AMERICA	CT	33197	(203)328-5000	68,420,201	47,955,798	20,464,403	0	CW MT PI SU VE
COLONIAL AMERICAN CASUALTY AND SURETY CO	MD	34347	(847)605-6000	31,934,629	8,695,538	23,239,091	12,579	CI MT PI SU VE
COLONIAL LIFE & ACCIDENT INS CO	SC	62049	(803)798-7000	1,773,900,271	1,403,449,139	370,451,131	18,637,398	DI LI
COLONIAL LIFE INS CO OF TEXAS	TX	88153	(817)390-2239	16,064,900	3,527,991	12,536,909	2,140	DI LI
COLONIAL PENN LIFE INS CO	PA	62065	(215)928-8000	716,714,203	672,246,082	44,468,121	2,295,902	DI LI
COLONIAL SURETY CO	PA	10758	(201)573-8788	22,131,781	13,401,417	8,730,361	85,446	CI SU
COLORADO BANKERS LIFE INS CO	CO	84786	(303)220-8500	132,203,894	113,709,539	18,494,356	485,013	DI LI
COLORADO CASUALTY INS CO	CO	41785	(720)873-9200	22,444,733	5,936,319	16,508,414	30,905,737	CI MT PI SU VE
COLORADO FIRSTBANK LIFE INS CO	AZ	---	(602)254-5866	Financial Information Not Available †				UR
COLUMBIA INS CO	NE	27812	(402)536-3000	13,360,492,065	5,374,067,083	7,986,424,983	0	CI DI MT PI VE
COLUMBIA MUTUAL INS CO	MO	40371	(573)474-6193	325,472,942	158,531,534	166,941,408	0	CI MT PI SU VE
COLUMBIA NATIONAL RRG, INC.	VT	10803	(802)864-5599	3,507,379	1,307,469	2,199,910	26,820	CI
COLUMBIA UNIVERSAL LIFE INS CO	TX	77720	(810)220-7700	9,080,525	195,711	8,884,814	103,796	DI LI
COLUMBIAN LIFE INS CO	IL	76023	(607)724-2472	239,025,617	224,159,850	14,865,767	151,135	DI LI
COLUMBIAN MUTUAL LIFE INS CO	NY	62103	(607)724-2472	385,179,937	341,960,657	43,219,280	95,072	DI LI
COLUMBIAN NATIONAL TITLE INS CO	KS	51373	(785)232-4365	5,353,113	1,128,839	4,224,274	0	TI
COLUMBUS LIFE INS CO	OH	99937	(513)361-6700	2,550,329,926	2,297,091,072	253,238,855	11,664,828	DI LI VL
COMBINED INS CO OF AMERICA	IL	62146	(847)953-2025	2,878,446,370	2,069,192,939	809,253,431	2,580,130	DI LI
COMMERCE AND INDUSTRY INS CO	NY	19410	(212)770-7000	7,355,794,061	5,547,094,927	1,808,699,134	10,101,254	CW MT PI SU VE
COMMERCE TITLE INS CO	CA	50026	(214)758-7912	21,658,879	13,092,795	8,566,084	2,066,888	TI
COMMERCE WEST INS CO	CA	13161	(925)734-1700	147,300,140	88,062,080	59,238,060	3,115,231	CI PI VE
COMMERCIAL CASUALTY INS CO	CA	32280	(212)312-2500	206,620,270	159,197,896	47,422,374	0	CW
COMMERCIAL GUARANTY CASUALTY INS CO	IN	21296	(860)277-0111	139,355,403	21,164,753	118,190,651	(265)	CI DI MT PI SU VE
COMMERCIAL LOAN INS CORP	WI	18732	(925)658-7878	10,919,819	502,612	10,417,207	0	MG

Company Names: **CO** = COMPANY **CORP** = CORPORATION **INS** = INSURANCE **RRG** = RISK RETENTION GROUP
 Authorized Lines: **CE** = CERTIFICATE OF EXEMPTION (WITH LINES OF AUTHORITY)
CI = CASUALTY **CP** = CAPTIVE INSURER **CW** = CASUALTY WITH WORKERS' COMPENSATION **DI** = DISABILITY **DS** = DENTAL SERVICE
HC = HEALTH CARE SERVICES ORGANIZATION **HS** = HOSPITAL SERVICE **LC** = LIFE CARE PROVIDER **LP** = LIFE CARE PROVIDER PROVISIONAL PERMIT
LI = LIFE **LR** = LIFE AND DISABILITY REINSURANCE **MG** = MORTGAGE GUARANTY **MR** = MECHANICAL REIMBURSEMENT REINSURANCE **MS** = MEDICAL SERVICE
MT = MARINE AND TRANSPORTATION **OS** = OPTOMETRIC SERVICE **PD** = PREPAID DENTAL PLAN **PI** = PROPERTY **PL** = PREPAID LEGAL
RG = DOMESTIC RISK RETENTION GROUP **SU** = SURETY **TI** = TITLE **UR** = UNAFFILIATED CREDIT LIFE AND DISABILITY REINSURANCE **VA** = VARIABLE ANNUITY
VE = VEHICLE **VL** = VARIABLE LIFE

Financial information is as of 12/31/2006 unless alternative fiscal year end is indicated.

† Fiscal year financial information due August 1 or November 1, 2007 pursuant to A.R.S. § 20-1083.

‡ Financial information was not required during this period or is not available due to regulatory action or notification of merger or withdrawal.

* DBA (Doing Business As)

** Life Care Facility

INSURERS AUTHORIZED IN ARIZONA AS OF DECEMBER 31, 2006 - (continued)

NAME	DOMICILE	NAIC #	TELEPHONE	ASSETS	LIABILITIES	CAPITAL & SURPLUS	ARIZONA PREMIUMS	AUTHORIZED LINES
COMMERCIAL TRAVELERS MUTUAL INS CO	NY	81426	(315)797-5200	35,551,054	23,634,198	11,916,856	29,597	DI
COMMONWEALTH ANNUITY AND LIFE INS CO	MA	84824	(508)460-2400	10,556,864,114	10,187,927,155	368,936,960	2,448,351	DI LI VA VL
COMMONWEALTH INS CO OF AMERICA	WA	10220	(206)382-6670	51,506,904	29,288,614	22,218,290	76,321	CI MT PI VE
COMMONWEALTH LAND TITLE INS CO	NE	50083	(804)267-8000	779,883,887	466,110,078	313,773,809	34,938,962	TI
COMMONWEALTH TRUST CREDIT LIFE INS CO	AZ	---	(602)200-6900	Financial Information Not Available †				UR
COMMUNITY BANKS LIFE INS CO	AZ	---	(602)254-5866	Financial Information Not Available †				UR
COMMUNITY BLOOD CENTERS' EXCHANGE RRG	IN	13893	(913)529-3213	17,145,580	10,289,365	6,856,215	0	CI
COMPANION COMMERCIAL INS CO	SC	10794	(803)735-0672	10,832,005	2,648,130	8,183,875	0	CW MT PI SU VE
COMPANION LIFE INS CO	SC	77828	(803)735-1251	95,849,600	41,486,805	54,362,795	10,526,479	DI LI
COMPANION PROPERTY AND CASUALTY INS CO	SC	12157	(803)735-0672	384,592,992	272,151,542	112,441,450	30,021	CW MT PI SU VE
COMPASS INS CO	NY	21989	(513)425-5962	13,255,898	1,986,488	11,269,410	0	SUSPENDED
COMPBENEFITS INS CO	TX	60984	(770)998-8936	43,055,550	14,291,118	28,764,432	2,165	DI LI
COMPUTER INS CO	RI	34711	(401)431-2920	38,301,658	4,098,882	34,202,776	143,572	MT
COMPWEST INS CO	CA	12177	(415)593-5100	140,912,293	83,190,240	57,722,053	0	CW
CONCORD LIFE INS CO	AZ	73482	(317)574-1390	3,528,825	962,282	2,566,543	0	DI LI
CONESTOGA CASUALTY INS CO	AZ	37133	(415)380-8488	Financial Information Not Available ‡				CW DI MT PI SU VE
CONGRESS LIFE INS CO	AZ	73504	(847)930-7886	6,315,309	3,161	6,312,148	0	DI LI
CONNECTICUT GENERAL LIFE INS CO	CT	62308	(215)761-6853	17,765,388,250	15,775,226,278	1,990,161,972	133,341,906	DI LI VA VL
CONNECTICUT LIFE INS AND ANNUITY CORP	AZ	74454	(480)607-1602	216,927	42,064	174,863	0	LR
CONNIE LEE INS CO	WI	24961	(212)668-0340	160,946,897	22,329,716	138,617,181	0	SU
CONSECO HEALTH INS CO	AZ	78174	(317)817-4300	2,187,859,114	2,082,708,062	105,151,052	2,213,765	DI LI
CONSECO INS CO	IL	60682	(317)817-4000	4,011,740,186	3,697,664,236	314,075,950	6,089,212	DI LI
CONSECO LIFE INS CO	IN	65900	(317)817-6100	3,983,168,849	3,822,276,339	160,892,510	6,117,537	DI LI
CONSECO SENIOR HEALTH INS CO	PA	76325	(317)817-6100	3,201,500,332	3,084,123,676	117,376,657	6,683,609	DI LI
CONSTITUTION INS CO	NY	32190	(212)821-0489	46,777,773	8,124,815	38,652,958	0	CW DI MT PI SU VE
CONSTITUTION LIFE INS CO	TX	62359	(407)628-1776	87,464,472	72,902,035	14,562,437	126,563	DI LI
CONSUMER SPECIALTIES INS CO, RRG	VT	10075	(802)229-5042	7,061,012	3,131,101	3,929,911	0	CI
CONSUMERS LIFE INS CO	OH	62375	(216)687-7000	22,306,959	14,277,908	8,029,051	0	DI LI
CONTINENTAL AMERICAN INS CO	SC	71730	(803)256-6265	86,233,973	63,541,026	22,692,947	442,161	DI LI
CONTINENTAL ASSURANCE CO	IL	62413	(312)822-5000	4,481,613,662	3,794,974,111	686,639,551	1,011,643	DI LI
CONTINENTAL CASUALTY CO	IL	20443	(312)822-5000	38,198,350,519	30,258,931,766	7,939,418,752	73,955,417	CW DI MT PI SU VE
CONTINENTAL GENERAL INS CO	NE	71404	(402)397-3200	308,445,953	244,867,589	63,578,364	5,773,538	DI LI
CONTINENTAL HERITAGE INS CO	OH	39551	(440)229-3420	9,158,170	2,305,583	6,852,587	0	SU
CONTINENTAL INDEMNITY CO	IA	28258	(402)827-3424	24,806,161	11,769,532	13,036,630	0	CW MT PI SU VE
CONTINENTAL INS CO, THE	PA	35289	(312)822-5000	4,057,425,582	2,132,067,669	1,925,357,913	2,600,243	CW DI MT PI SU VE
CONTINENTAL LIFE INS CO OF BRENTWOOD, TN	TN	68500	(615)377-1300	147,696,583	93,515,697	54,180,886	743,368	DI LI
CONTINENTAL NATIONAL INDEMNITY CO	IA	28258	<i>Name changed 12/15/06, now known as CONTINENTAL INDEMNITY CO</i>					
CONTINENTAL WESTERN INS CO	IA	10804	(515)278-3000	264,743,868	182,277,516	82,466,352	1,421,143	CW MT PI SU VE
CONTINUING CARE RRG, INC.	SC	11798	(703)812-8425	6,011,838	2,344,728	3,667,110	320,891	CI

Company Names: **CO** = COMPANY **CORP** = CORPORATION **INS** = INSURANCE **RRG** = RISK RETENTION GROUP
 Authorized Lines: **CE** = CERTIFICATE OF EXEMPTION (WITH LINES OF AUTHORITY)
CI = CASUALTY **CP** = CAPTIVE INSURER **CW** = CASUALTY WITH WORKERS' COMPENSATION **DI** = DISABILITY **DS** = DENTAL SERVICE
HC = HEALTH CARE SERVICES ORGANIZATION **HS** = HOSPITAL SERVICE **LC** = LIFE CARE PROVIDER **LP** = LIFE CARE PROVIDER PROVISIONAL PERMIT
LI = LIFE **LR** = LIFE AND DISABILITY REINSURANCE **MG** = MORTGAGE GUARANTY **MR** = MECHANICAL REIMBURSEMENT REINSURANCE **MS** = MEDICAL SERVICE
MT = MARINE AND TRANSPORTATION **OS** = OPTOMETRIC SERVICE **PD** = PREPAID DENTAL PLAN **PI** = PROPERTY **PL** = PREPAID LEGAL
RG = DOMESTIC RISK RETENTION GROUP **SU** = SURETY **TI** = TITLE **UR** = UNAFFILIATED CREDIT LIFE AND DISABILITY REINSURANCE **VA** = VARIABLE ANNUITY
VE = VEHICLE **VL** = VARIABLE LIFE

Financial information is as of 12/31/2006 unless alternative fiscal year end is indicated.
 † Fiscal year financial information due August 1 or November 1, 2007 pursuant to A.R.S. § 20-1083.
 ‡ Financial information was not required during this period or is not available due to regulatory action or notification of merger or withdrawal.
 * DBA (Doing Business As)
 ** Life Care Facility

INSURERS AUTHORIZED IN ARIZONA AS OF DECEMBER 31, 2006 - (continued)

NAME	DOMICILE	NAIC #	TELEPHONE	ASSETS	LIABILITIES	CAPITAL & SURPLUS	ARIZONA PREMIUMS	AUTHORIZED LINES
CONTRACTORS BONDING AND INS CO	WA	37206	(206)622-7053	190,670,367	118,144,439	72,525,928	13,781,037	CI MT PI SU VE
CONTRACTORS INS CO. OF NORTH AMERICA, INC., A RRG	HI	11603	(808)540-4315	31,193,917	24,651,688	6,542,230	15,739,942	CI
CONTRACTOR'S LIABILITY INS CO, A RRG	NV	11794	(703)812-8425	5,589,474	2,933,056	2,656,418	30,515	CI VE
CONVERIUM INS (NORTH AMERICA) INC.	NJ	22730	(212)898-5000	73,248,379	9,099,730	64,148,649	(15,646)	CW DI MT PI SU VE
COPIK INS CO	CO	11860	(720)858-6000	434,243,334	290,468,678	143,774,656	0	CI
COREGIS INS CO	IN	21318	(800)241-3470	388,095,420	155,037,416	233,058,004	602	CW DI MT PI SU VE
CORNERSTONE NATIONAL INS CO	MO	10783	(573)817-2481	45,214,570	27,512,241	17,702,329	9,482	CI PI VE
CORPORATE HEALTH INS CO	PA	72052	(800)872-3862	84,281,876	56,412,867	27,869,009	4,498,413	DI LI
COUNTRY CASUALTY INS CO	IL	20982	(309)557-3000	73,829,310	16,197,147	57,632,163	1,741,807	CW MT PI SU VE
COUNTRY INVESTORS LIFE ASSURANCE CO	IL	94218	(309)821-3000	158,041,222	24,265,708	133,775,514	2,473,064	DI LI VA VL
COUNTRY LIFE INS CO	IL	62553	(309)557-3000	6,771,138,272	5,824,462,562	946,675,711	7,958,473	DI LI
COUNTRY MUTUAL INS CO	IL	20990	(309)557-3000	3,321,079,649	1,875,821,190	1,445,258,459	44,994,042	CW MT PI SU VE
COUNTRY PREFERRED INS CO	IL	21008	(309)821-3000	77,722,917	61,699,876	16,023,041	25,945,743	CW MT PI SU VE
COUNTY REINSURANCE CO	AZ	---	(602)254-5866	Financial Information Not Available †				UR
COURTESY INS CO	FL	26492	(954)429-2400	373,185,884	262,002,898	111,182,987	1,881,642	CI MT SU
COVENTRY HEALTH AND LIFE INS CO	DE	81973	(800)843-7421	397,429,195	281,041,419	116,387,777	3,322,286	DI LI
CPA INS CO	MI	30082	(248)738-8812	7,480,141	1,242,006	6,238,135	275,785	CI DI
CPA MUTUAL INS CO OF AMERICA RRG	VT	10164	(802)658-9466	24,724,159	14,685,900	10,038,259	119,979	CI
CREDIT INS CO OF AMERICA	AZ	---	(602)254-5866	Financial Information Not Available †				UR
CRESTBROOK INS CO	OH	18961	(614)249-7111	151,485,203	0	151,485,203	0	CI MT PI SU VE
CROATIAN FRATERNAL UNION OF AMERICA	PA	56634	(412)351-3909	299,049,999	282,577,068	16,472,931	67,374	DI LI
CROWN LIFE INS CO	CANADA	80675	(306)546-8000	375,017,886	325,122,571	49,895,315	497,671	DI LI
CRUM & FORSTER INDEMNITY CO	DE	31348	(973)490-6600	36,132,032	24,625,657	11,506,375	136,256	CW MT PI SU VE
CRUM & FORSTER SPECIALTY INS CO	AZ	44520	(973)490-6600	80,206,323	55,497,990	24,708,333	487,137	CW DI MT PI SU VE
CRUSADER INS CO	CA	14010	(818)591-9800	151,159,239	101,135,471	50,023,768	0	CI DI MT PI SU VE
CSE SAFEGUARD INS CO	CA	18953	(925)817-6300	71,537,348	47,771,338	23,766,010	2,953,735	CI MT PI SU VE
CSI LIFE INS CO	NE	82880	(402)397-1111	19,171,411	4,926,213	14,245,198	0	DI LI
CUMIS INS SOCIETY, INC.	WI	10847	(608)238-5851	1,172,959,823	712,067,910	460,891,913	6,963,197	CI DI MT PI SU VE
CUNA MUTUAL INS SOCIETY	WI	62626	(608)238-5851	3,393,362,314	2,603,250,652	790,111,662	25,864,435	DI LI
CUNA MUTUAL LIFE INS CO	IA	65749	(319)352-4090	8,188,092,089	7,912,916,198	275,175,891	23,597,197	DI LI VA VL
DAIMLERCHRYSLER INS CO	MI	10499	(800)782-9164	347,816,886	163,171,447	184,645,439	693,455	CW MT PI SU VE
DAIRYLAND INS CO	WI	21164	(715)346-6000	1,238,205,402	818,308,439	419,896,963	21,686,385	CI SU VE
DAKOTA HOMESTEAD TITLE INS CO	SD	50020	(605)336-0388	3,118,478	1,031,964	2,086,515	0	TI
DALLAS AUTOMOTIVE LIFE INS, INC.	AZ	98965	(602)439-4322	1,092,825	117,828	974,998	0	LR
DALLAS MECHANICAL INS CO	AZ	34045	(602)439-4322	1,444,952	162,069	1,282,884	0	MR
DALLAS NATIONAL INS CO	TX	32271	(800)533-0457	208,607,912	141,251,974	67,355,938	19,791	CW
DAR LIFE INS CO, INC.	AZ	99970	(602)200-6900	16,715,766	5,895,373	10,820,391	0	LR
DARWIN NATIONAL ASSURANCE CO	DE	16624	(860)284-1300	442,010,386	258,089,125	183,921,261	614,416	CI PI SU
DB SELECTIVE INS GROUP, INC.	FY Ending 06/30/2006 AZ	---		Financial Information Not Available				CP

Company Names: CO = COMPANY CORP = CORPORATION INS = INSURANCE RRG = RISK RETENTION GROUP
 Authorized Lines: CE = CERTIFICATE OF EXEMPTION (WITH LINES OF AUTHORITY)
 CI = CASUALTY CP = CAPTIVE INSURER CW = CASUALTY WITH WORKERS' COMPENSATION DI = DISABILITY DS = DENTAL SERVICE
 HC = HEALTH CARE SERVICES ORGANIZATION HS = HOSPITAL SERVICE LC = LIFE CARE PROVIDER LP = LIFE CARE PROVIDER PROVISIONAL PERMIT
 LI = LIFE LR = LIFE AND DISABILITY REINSURANCE MG = MORTGAGE GUARANTY MR = MECHANICAL REIMBURSEMENT REINSURANCE MS = MEDICAL SERVICE
 MT = MARINE AND TRANSPORTATION OS = OPTOMETRIC SERVICE PD = PREPAID DENTAL PLAN PI = PROPERTY PL = PREPAID LEGAL
 RG = DOMESTIC RISK RETENTION GROUP SU = SURETY TI = TITLE UR = UNAFFILIATED CREDIT LIFE AND DISABILITY REINSURANCE VA = VARIABLE ANNUITY
 VE = VEHICLE VL = VARIABLE LIFE

Financial information is as of 12/31/2006 unless alternative fiscal year end is indicated.
 † Fiscal year financial information due August 1 or November 1, 2007 pursuant to A.R.S. § 20-1083.
 ‡ Financial information was not required during this period or is not available due to regulatory action or notification of merger or withdrawal.
 * DBA (Doing Business As)
 ** Life Care Facility

INSURERS AUTHORIZED IN ARIZONA AS OF DECEMBER 31, 2006 - (continued)

NAME	DOMICILE	NAIC #	TELEPHONE	ASSETS	LIABILITIES	CAPITAL & SURPLUS	ARIZONA PREMIUMS	AUTHORIZED LINES	
DEALERS ASSURANCE CO	OH	16705	(800)282-8913	52,185,600	26,573,500	25,612,100	31,070	CI	
DEERBROOK INS CO	IL	37907	(847)402-3508	35,063,935	204,493	34,859,442	2,665,344	VE	
DEERFIELD INS CO	IL	37184	(847)572-6000	85,753,188	43,634,241	42,118,947	50,301	CI MT PI SU	
DEGREE OF HONOR PROTECTIVE ASSOCIATION	MN	57088	(651)228-7600	171,506,607	166,148,951	5,357,656	165,602	DI LI	
DELAWARE AMERICAN LIFE INS CO	DE	62634	(302)594-2000	80,450,166	54,637,777	25,812,389	29,363	DI LI	
DELOS INS CO	DE	35408	(212)702-3700	370,444,382	166,600,510	203,843,872	3,790,699	CI DI MT PI SU VE	
DELTA DENTAL INS CO	DE	81396	(415)972-8358	104,079,360	59,332,732	44,746,628	0	DI	
DELTA DENTAL OF ARIZONA *	AZ	53597	(602)938-3131	39,639,370	9,347,638	30,291,732	84,839,537	DS OS	
DELTA DENTAL PLAN OF ARIZONA, INC.	AZ	53597	Name changed 7/26/06, now known as ARIZONA DENTAL INS SERVICE, INC.						
DENNIS LIFE INS CO	AZ	---	(602)230-1051	Financial Information Not Available †				UR	
DENTEGRA INS CO	DE	73474	(415)972-8353	27,479,289	14,130,913	13,348,376	2,035,508	DI LI	
DENTISTS BENEFITS INS CO	OR	18813	(503)227-5071	14,577,498	2,988,360	11,589,138	307,593	CI PI	
DENTISTS INS CO, THE	CA	40975	(916)443-4501	225,320,515	90,407,010	134,913,505	251,778	CI MT PI SU	
DEPOSITORS INS CO	IA	42587	(515)508-4211	62,060,875	16,325,970	45,734,905	1,880,830	CI MT PI VE	
DESERT CROWN INS CO	AZ	38407	(602)957-4647	153,360	182,435	(29,075)	0	SUSPENDED	
DESERT PARTNERS CAPTIVE INS CO	AZ	---		Financial Information Not Available				CP	
DEVELOPERS SURETY AND INDEMNITY CO	IA	12718	(949)263-3300	117,721,937	64,601,271	53,120,666	941,539	CI SU	
DIAMOND STATE INS CO	IN	42048	(610)664-1500	170,527,895	57,533,946	112,993,949	6,674,645	CI DI MT PI SU VE	
DIRECT GENERAL LIFE INS CO	SC	97705	(615)399-4700	19,947,571	9,926,066	10,021,504	0	DI LI	
DIRECT LIFE INS CO	GA	71919	(615)399-4700	16,186,855	2,753,504	13,433,352	0	DI LI	
DIRECT NATIONAL INS CO	AR	23736	(615)399-4700	11,577,496	5,366,294	6,211,202	0	CI VE	
DISCOVER PROPERTY & CASUALTY INS CO	IL	36463	(651)310-7911	108,639,935	68,061,723	40,578,212	11,394,598	CW DI MT PI SU VE	
DIVERSIFIED INS CO	FY Ending 06/30/2006	AZ	---	Financial Information Not Available				CP	
DIXIE NATIONAL LIFE INS CO	IN	66214	(317)574-6200	5,122,268	2,110,409	3,011,859	7,071	DI LI	
DOCTORS' CO, AN INTERINSURANCE EXCHANGE, THE	CA	34495	(707)226-0100	1,939,549,138	1,283,589,638	655,959,500	3,422,931	CI DI MT	
DOCTORS' LIFE INS CO, THE	CA	92444	(707)226-0100	27,971,236	10,316,863	17,654,375	0	DI LI	
DORINCO REINSURANCE CO	MI	33499	(989)636-0047	1,910,651,347	1,345,115,351	565,535,996	0	CI MT PI VE	
DUO LIFE INS CO	AZ	---	(847)572-6864	Financial Information Not Available †				UR	
DUPAGE LIFE INS CO	AZ	60043	(847)948-8988	562,929	54,312	508,617	0	LR	
EAGLE INS CO	AZ	---	(931)484-8411	Financial Information Not Available †				UR	
EAGLE WEST INS CO	CA	12890	(831)649-1155	79,224,994	49,589,085	29,635,904	713,424	CI MT PI VE	
EAST ARKANSAS GEM LIFE INS CO	AZ	---	(405)848-0179	Financial Information Not Available †				UR	
EASTERN ALLIANCE INS CO	PA	10724	(888)654-7100	123,914,399	75,557,013	48,357,386	0	CI	
EASTERN ATLANTIC INS CO	PA	28649	(717)561-4480	52,222,780	23,281,415	28,941,365	0	CI MT PI SU VE	
EASTERN LIFE AND HEALTH INS CO	PA	62804	(888)654-7100	85,698,045	25,454,312	60,243,733	93,325	DI LI	
EASTGUARD INS CO	PA	14702	(800)673-2465	64,288,299	48,163,449	16,124,850	0	CW DI MT PI SU VE	
ECHELON PROPERTY & CASUALTY INS CO	IL	11702	(312)654-6160	6,195,369	3,844,878	2,350,488	31,973	CI MT PI VE	
ECONOMY FIRE & CASUALTY CO	IL	22926	(401)827-2563	344,937,873	13,870,258	331,067,614	0	CI MT PI VE	
ECONOMY PREFERRED INS CO	IL	38067	(401)827-2563	7,982,724	25,473	7,957,251	0	CI MT PI VE	

Company Names: **CO** = COMPANY **CORP** = CORPORATION **INS** = INSURANCE **RRG** = RISK RETENTION GROUP
 Authorized Lines: **CE** = CERTIFICATE OF EXEMPTION (WITH LINES OF AUTHORITY)
CI = CASUALTY **CP** = CAPTIVE INSURER **CW** = CASUALTY WITH WORKERS' COMPENSATION **DI** = DISABILITY **DS** = DENTAL SERVICE
HC = HEALTH CARE SERVICES ORGANIZATION **HS** = HOSPITAL SERVICE **LC** = LIFE CARE PROVIDER **LP** = LIFE CARE PROVIDER PROVISIONAL PERMIT
LI = LIFE **LR** = LIFE AND DISABILITY REINSURANCE **MG** = MORTGAGE GUARANTY **MR** = MECHANICAL REIMBURSEMENT REINSURANCE **MS** = MEDICAL SERVICE
MT = MARINE AND TRANSPORTATION **OS** = OPTOMETRIC SERVICE **PD** = PREPAID DENTAL PLAN **PI** = PROPERTY **PL** = PREPAID LEGAL
RG = DOMESTIC RISK RETENTION GROUP **SU** = SURETY **TI** = TITLE **UR** = UNAFFILIATED CREDIT LIFE AND DISABILITY REINSURANCE **VA** = VARIABLE ANNUITY
VE = VEHICLE **VL** = VARIABLE LIFE

Financial information is as of 12/31/2006 unless alternative fiscal year end is indicated.

† Fiscal year financial information due August 1 or November 1, 2007 pursuant to A.R.S. § 20-1083.

‡ Financial information was not required during this period or is not available due to regulatory action or notification of merger or withdrawal.

* DBA (Doing Business As)

** Life Care Facility

INSURERS AUTHORIZED IN ARIZONA AS OF DECEMBER 31, 2006 - (continued)

NAME	DOMICILE	NAIC #	TELEPHONE	ASSETS	LIABILITIES	CAPITAL & SURPLUS	ARIZONA PREMIUMS	AUTHORIZED LINES	
ECONOMY PREMIER ASSURANCE CO	IL	40649	(401)827-2563	33,100,245	75,710	33,024,537	3,127,485	CI MT PI SU VE	
EDUCATORS LIFE INS CO OF AMERICA	AZ	75892	(217)789-2500	154,742	0	154,742	0	LR	
EDUCATORS MUTUAL LIFE INS CO	PA	62804	Name changed 6/22/06, now known as EASTERN LIFE AND HEALTH INS CO						
EL PASEO **	IA	---	Name changed 11/22/06, now known as SAGEWOOD						
ELAN LIFE INS CO	AZ	78905	(414)454-6818	17,436,983	6,063,979	11,373,004	0	LR	
ELDERCARE MUTUAL INS CO RRG	AZ	11816		2,017,459	650,961	1,366,498	0	RG	
ELECTRIC COOPERATIVE LIFE INS CO	AZ	79782	(703)907-5500	1,960,986	583,163	1,377,823	0	LR	
ELECTRIC INS CO	MA	21261	(978)524-5556	1,200,095,381	868,295,545	331,799,834	5,805,453	CW DI MT PI SU VE	
ELITE TRANSPORTATION RRG, INC.	AZ	10125		5,432,759	3,924,177	1,508,582	0	RG	
EMBASSY INS CORP	AZ	---	Financial Information Not Available						CP
EMC NATIONAL LIFE CO	IA	62928	(515)645-4000	679,905,064	627,943,884	51,961,178	1,512,422	DI LI	
EMC PROPERTY & CASUALTY CO	IA	25186	(515)280-2511	118,511,518	66,760,104	51,751,414	0	CW MT PI VE	
EMCASCO INS CO	IA	21407	(515)280-2511	311,458,928	227,106,719	84,352,209	672,151	CW DI MT PI SU VE	
EMERGENCY MEDICINE PROFESSIONAL ASSURANCE CO. A RRG	NV	12003	(703)812-8425	10,644,528	5,914,235	4,730,293	371,395	CI	
EMERGENCY PHYSICIANS INS CO RRG	NV	11714	(530)889-2800	21,080,376	15,593,494	5,486,883	188,057	CI	
EMPHESYS INS CO	TX	88595	(502)580-1000	4,531,711	706,059	3,825,652	1,856,070	DI LI	
EMPIRE FIRE AND MARINE INS CO	NE	21326	(847)605-6120	252,469,400	121,429,070	131,040,331	17,253,300	CI DI MT PI SU VE	
EMPIRE GENERAL LIFE ASSURANCE CORP	TN	94285	(205)879-9230	362,008,286	300,883,638	61,124,648	6,990,167	DI LI	
EMPLOYEES LIFE CO (MUTUAL)	IL	84174	(847)295-6000	271,203,882	250,268,749	20,935,133	197,226	DI LI	
EMPLOYERS COMPENSATION INS CO	CA	11512	(818)549-4600	1,479,467,443	1,165,372,815	314,094,628	189,166	CW	
EMPLOYERS DENTAL SERVICES, INC.	AZ	53090	(520)696-4343	5,586,203	1,457,622	4,128,581	16,668,752	PD	
EMPLOYERS' FIRE INS CO	MA	20648	(617)725-6000	107,472,222	46,198,139	61,274,083	2,307,418	CW DI MT PI SU VE	
EMPLOYERS INS CO OF WAUSAU	WI	21458	(617)357-9500	5,295,626,509	4,087,255,690	1,208,370,819	3,838,105	CW DI MT PI SU VE	
EMPLOYERS MUTUAL CASUALTY CO	IA	21415	(515)280-2511	1,976,772,516	1,185,686,301	791,086,215	43,126,933	CW DI MT PI SU VE	
EMPLOYERS REASSURANCE CORP	KS	68276	(913)982-3700	7,644,238,062	7,223,123,232	421,114,829	0	DI LI	
EMPLOYERS REINSURANCE CORP	MO	39845	(913)676-5200	15,488,044,200	11,881,740,663	3,606,303,537	403,921	CW DI MT PI SU VE	
ENCOMPASS INDEMNITY CO	IL	15130	(847)402-5000	24,406,647	4,150,182	20,256,465	23,458,282	CI MT PI VE	
ENCOMPASS INS CO OF AMERICA	IL	10071	(847)402-5000	23,227,413	1,070,267	22,157,146	42,900,061	CI MT PI VE	
ENCOMPASS PROPERTY AND CASUALTY CO	IL	10072	(847)402-5000	13,856,795	198,344	13,658,451	1,137,727	CI MT PI VE	
ENDURANCE REINSURANCE CORP OF AMERICA	NY	11551	(914)468-8000	1,572,805,557	1,001,452,349	571,353,208	0	CW DI MT PI SU VE	
ENTERPRISE INDEMNITY CAPTIVE INS CO, INC.	AZ	---	Financial Information Not Available						CP
ENTERPRISE LIFE INS CO	TX	89087	(972)751-5544	28,827,413	17,418,972	11,408,441	524,544	DI LI	
EPIC LIFE INS CO	WI	64149	(608)223-2100	40,375,112	18,065,371	22,309,741	0	DI LI	
EQUITABLE AGENTS REINSURANCE CO	AZ	87220	(602)254-5866	15,485,663	11,067,382	4,418,281	0	LR	
EQUITABLE LIFE & CASUALTY INS CO	UT	62952	(801)579-3400	190,574,063	153,359,955	37,214,108	7,273,004	DI LI	
EQUITRUST LIFE INS CO	IA	62510	(515)225-5400	5,477,321,444	5,149,361,109	327,960,335	52,724,168	DI LI VA VL	
EQUITY INS CO	TX	28746	(254)776-4521	64,537,013	39,165,431	25,371,582	23,799	CI MT PI VE	
ESCOBA INS CO	FY Ending 11/30/2006 AZ	---	Financial Information Not Available						CP
ESKAY LIFE INS CO	AZ	---	(847)572-6864	Financial Information Not Available †				UR	

Company Names: CO = COMPANY CORP = CORPORATION INS = INSURANCE RRG = RISK RETENTION GROUP
 Authorized Lines: CE = CERTIFICATE OF EXEMPTION (WITH LINES OF AUTHORITY)
 CI = CASUALTY CP = CAPTIVE INSURER CW = CASUALTY WITH WORKERS' COMPENSATION DI = DISABILITY DS = DENTAL SERVICE
 HC = HEALTH CARE SERVICES ORGANIZATION HS = HOSPITAL SERVICE LC = LIFE CARE PROVIDER LP = LIFE CARE PROVIDER PROVISIONAL PERMIT
 LI = LIFE LR = LIFE AND DISABILITY REINSURANCE MG = MORTGAGE GUARANTY MR = MECHANICAL REIMBURSEMENT REINSURANCE MS = MEDICAL SERVICE
 MT = MARINE AND TRANSPORTATION OS = OPTOMETRIC SERVICE PD = PREPAID DENTAL PLAN PI = PROPERTY PL = PREPAID LEGAL
 RG = DOMESTIC RISK RETENTION GROUP SU = SURETY TI = TITLE UR = UNAFFILIATED CREDIT LIFE AND DISABILITY REINSURANCE VA = VARIABLE ANNUITY
 VE = VEHICLE VL = VARIABLE LIFE

Financial information is as of 12/31/2006 unless alternative fiscal year end is indicated.

† Fiscal year financial information due August 1 or November 1, 2007 pursuant to A.R.S. § 20-1083.

‡ Financial information was not required during this period or is not available due to regulatory action or notification of merger or withdrawal.

* DBA (Doing Business As)

** Life Care Facility

INSURERS AUTHORIZED IN ARIZONA AS OF DECEMBER 31, 2006 - (continued)

NAME	DOMICILE	NAIC #	TELEPHONE	ASSETS	LIABILITIES	CAPITAL & SURPLUS	ARIZONA PREMIUMS	AUTHORIZED LINES
ESURANCE INS CO	WI	25712	(415)875-4500	328,929,140	260,120,018	68,809,121	14,869,523	CI PI VE
ESURANCE PROPERTY AND CASUALTY INS CO	CA	30210	(415)875-4500	71,689,146	56,930,765	14,758,381	0	CI VE
EULER AMERICAN CREDIT INDEMNITY CO	MD	20516	<i>Name changed 11/30/06, now known as EULER HERMES AMERICAN CREDIT INDEMNITY CO</i>					
EULER HERMES AMERICAN CREDIT INDEMNITY CO	MD	20516	(410)753-0753	325,368,561	165,265,205	160,103,356	497,277	CI
EVEREST NATIONAL INS CO	DE	10120	(908)604-3000	574,664,698	409,707,001	164,957,698	18,823,358	CW DI MT PI SU VE
EVEREST REINSURANCE CO	DE	26921	(908)604-3000	9,731,935,336	7,027,814,464	2,704,120,872	0	CW DI MT PI SU VE
EVERGREEN LIFE INS CO	AZ	---	(480)607-1602	Financial Information Not Available †				UR
EVERGREEN NATIONAL INDEMNITY CO	OH	12750	(440)229-3420	45,030,733	13,833,318	31,197,415	19,375	CI MT PI SU
EVERGREEN USA RRG, INC.	VT	38466	(802)862-4400	12,039,580	8,409,013	3,630,567	80,486	CI VE
EXECUTIVE LIFE INS CO OF NEW YORK	NY	61913	(516)931-6400	Financial Information Not Available ‡				REHABILITATION
EXECUTIVE RISK INDEMNITY INC.	DE	35181	(860)408-2000	2,633,694,022	1,823,547,765	810,146,257	4,375,148	CI MT PI SU VE
EXPLORER INS CO	CA	40029	(858)350-2400	121,852,149	86,214,301	35,637,847	96,671	CW DI MT PI SU VE
EXPRESS SCRIPTS INS CO	AZ	60025	(800)332-5455	3,485,226	0	3,485,226	0	DI
F & M REINSURANCE CO	AZ	---	(602)254-5866	Financial Information Not Available †				UR
FACTORY MUTUAL INS CO	RI	21482	(401)275-3000	9,152,614,118	4,135,909,170	5,016,704,948	25,788,810	CI MT PI SU VE
FAIRFIELD INS CO	CT	44784	(203)328-5000	27,878,289	8,160,749	19,717,540	661	CW DI MT PI SU VE
FAIRMONT INS CO	CA	18864	(603)656-2233	54,439,553	33,594,855	20,844,698	0	CW MT PI SU VE
FAIRMONT PREMIER INS CO	CA	25518	(603)656-2233	185,587,832	46,179,258	139,408,574	445,235	CW DI MT PI SU VE
FAIRMONT SPECIALTY INS CO	DE	24384	(713)954-8100	236,977,919	139,375,873	97,602,046	784,846	CW DI MT PI SU VE
FAIRWAY INS, INC.	AZ	---	Financial Information Not Available					CP
FAMILY BENEFIT LIFE INS CO	MO	70742	(573)636-3181	58,148,287	50,435,949	7,712,338	2,069	LI
FAMILY HERITAGE LIFE INS CO OF AMERICA	OH	77968	(440)922-5200	216,363,753	191,980,295	24,383,458	1,409,577	DI LI
FAMILY LIFE INS CO	TX	63053	(512)404-5000	119,119,671	101,247,464	17,872,207	743,783	DI LI
FAMILY SERVICE LIFE INS CO	TX	74004	(972)540-6509	579,530,680	489,097,131	90,433,548	2,210	LI
FARM BUREAU LIFE INS CO	IA	63088	(515)225-5400	5,477,686,348	5,142,372,398	335,313,950	13,166,786	DI LI VA VL
FARM BUREAU MUTUAL INS CO	IA	13773	(515)225-5400	1,380,229,452	792,854,912	587,374,540	33,318,684	CI MT PI SU VE
FARMERS & MERCHANTS LIFE INS CO	AZ	---	(602)200-6900	Financial Information Not Available †				UR
FARMERS ALLIANCE MUTUAL INS CO	KS	19194	(316)241-2200	274,736,797	136,940,864	137,795,932	266,311	CI MT PI SU VE
FARMERS HOME MUTUAL INS CO	MN	13846	(952)842-9800	35,194,068	21,553,383	13,640,685	30,547	CI MT PI SU
FARMERS INS CO OF ARIZONA	AZ	21598	(602)863-8100	72,707,214	67,998,028	4,709,187	529,783,324	CI DI MT PI SU VE
FARMERS INS EXCHANGE	CA	21652	(213)932-3200	11,919,107,149	8,770,540,085	3,148,567,064	29,034,349	CW DI MT PI SU VE
FARMERS NEW WORLD LIFE INS CO	WA	63177	(206)232-8400	6,966,390,093	6,297,838,287	668,551,806	41,590,251	DI LI VA VL
FARMINGTON CASUALTY CO	CT	41483	(860)277-0111	941,936,097	701,222,079	240,714,018	15,213	CW DI MT PI SU VE
FARMLAND MUTUAL INS CO	IA	13838	(515)228-6700	332,320,535	191,404,989	140,915,546	294,958	CW MT PI SU VE
FCB REINSURANCE CO	AZ	---	(602)254-5866	Financial Information Not Available †				UR
FCCI INS CO	FL	10178	(941)907-3224	1,342,308,850	952,166,499	390,142,351	0	CW MT PI SU VE
FEDERAL HOME LIFE INS CO	VA	67695	(434)845-0911	1,228,865,738	492,908,147	735,957,591	881,931	DI LI
FEDERAL INS CO	IN	20281	(908)903-2000	28,363,071,383	17,086,324,021	11,276,747,362	73,868,843	CW DI MT PI SU VE
FEDERAL LIFE INS CO (MUTUAL)	IL	63223	(847)520-1900	238,478,748	203,279,765	35,198,983	581,395	DI LI

Company Names: CO = COMPANY CORP = CORPORATION INS = INSURANCE RRG = RISK RETENTION GROUP
 CE = CERTIFICATE OF EXEMPTION (WITH LINES OF AUTHORITY)
 Authorized Lines: CI = CASUALTY CP = CAPTIVE INSURER CW = CASUALTY WITH WORKERS' COMPENSATION DI = DISABILITY DS = DENTAL SERVICE
 HC = HEALTH CARE SERVICES ORGANIZATION HS = HOSPITAL SERVICE LC = LIFE CARE PROVIDER LP = LIFE CARE PROVIDER PROVISIONAL PERMIT
 LI = LIFE LR = LIFE AND DISABILITY REINSURANCE MG = MORTGAGE GUARANTY MR = MECHANICAL REIMBURSEMENT REINSURANCE MS = MEDICAL SERVICE
 MT = MARINE AND TRANSPORTATION OS = OPTOMETRIC SERVICE PD = PREPAID DENTAL PLAN PI = PROPERTY PL = PREPAID LEGAL
 RG = DOMESTIC RISK RETENTION GROUP SU = SURETY TI = TITLE UR = UNAFFILIATED CREDIT LIFE AND DISABILITY REINSURANCE VA = VARIABLE ANNUITY
 VE = VEHICLE VL = VARIABLE LIFE

Financial information is as of 12/31/2006 unless alternative fiscal year end is indicated.
 † Fiscal year financial information due August 1 or November 1, 2007 pursuant to A.R.S. § 20-1083.
 ‡ Financial information was not required during this period or is not available due to regulatory action or notification of merger or withdrawal.
 * DBA (Doing Business As)
 ** Life Care Facility

INSURERS AUTHORIZED IN ARIZONA AS OF DECEMBER 31, 2006 - (continued)

NAME	DOMICILE	NAIC #	TELEPHONE	ASSETS	LIABILITIES	CAPITAL & SURPLUS	ARIZONA PREMIUMS	AUTHORIZED LINES	
FEDERATED LIFE INS CO	MN	63258	(507)455-5200	868,677,994	663,460,880	205,217,113	399,492	DI LI	
FEDERATED MUTUAL INS CO	MN	13935	(507)455-5200	3,722,360,925	2,131,456,727	1,590,904,198	4,124,237	CW DI MT PI SU VE	
FEDERATED RURAL ELECTRIC INS EXCHANGE	KS	11118	(913)541-0150	279,457,700	194,226,071	85,231,629	1,224,713	CW DI MT PI SU VE	
FEDERATED SERVICE INS CO	MN	28304	(507)455-5200	339,482,510	232,858,438	106,624,072	2,214,377	CW DI MT PI SU VE	
FFG INS CO	TX	43460	(214)965-9076	283,549,831	236,203,467	47,346,364	53,264	CI	
FIDELITY AND DEPOSIT CO OF MARYLAND	MD	39306	(847)605-6000	263,243,635	68,487,376	194,756,260	14,172,680	CW MT PI SU VE	
FIDELITY AND GUARANTY INS CO	IA	35386	(651)310-7911	18,717,718	(859,793)	19,577,511	581,450	CW MT PI SU VE	
FIDELITY AND GUARANTY INS UNDERWRITERS, INC.	WI	25879	(651)310-9711	31,793,092	395,655	31,397,437	256,074	CW DI MT PI SU VE	
FIDELITY AND GUARANTY LIFE INS CO	MD	63274	(410)895-0100	19,015,444,198	18,385,873,450	629,570,748	91,196,325	DI LI VA VL	
FIDELITY FIRST INS CO	TX	11134	(405)848-0179	7,265,816	235,275	7,030,541	0	CW DI MT PI	
FIDELITY INVESTMENTS LIFE INS CO	UT	93696	(617)563-4395	13,590,036,749	12,985,539,475	604,497,274	35,854,478	DI LI VA VL	
FIDELITY LIFE ASSOCIATION, A MUTUAL LEGAL RESERVE CO.	IL	63290	(630)522-0392	553,160,770	274,103,482	279,057,288	812,349	DI LI	
FIDELITY LIFE INS CO	PA	92908	(610)964-7000	9,290,975	105,927	9,185,048	0	LI	
FIDELITY MUTUAL LIFE INS CO	PA	63304	(215)964-7000	821,137,230	741,796,951	79,340,279	336,518	REHABILITATION	
FIDELITY NATIONAL INS CO	CA	25180	(904)997-7312	284,729,734	164,923,001	119,806,733	20,904,726	CI PI VE	
FIDELITY NATIONAL PROPERTY AND CASUALTY INS CO.	NY	16578	(888)333-2120	94,202,664	32,406,128	61,796,536	1,202,261	CI DI MT PI SU VE	
FIDELITY NATIONAL TITLE INS CO	CA	51586	(904)854-8100	901,185,805	627,196,193	273,989,612	78,360,638	TI	
FIDELITY SECURITY LIFE INS CO	MO	71870	(816)756-1060	480,230,608	411,434,068	68,796,540	12,928,697	DI LI	
FINANCIAL AMERICAN LIFE INS CO	KS	71455	(305)234-1771	53,111,955	42,316,694	10,795,260	0	DI LI	
FINANCIAL ASSURANCE LIFE INS CO	TX	78093	(816)391-2000	8,878,518	1,143,308	7,735,210	1,083	LI	
FINANCIAL CASUALTY & SURETY, INC.	TX	35009	(713)522-1100	9,719,587	1,877,428	7,842,159	33,550	SU	
FINANCIAL GUARANTY INS CO	NY	12815	(212)312-3000	3,894,109,763	2,763,330,350	1,130,779,413	18,766,237	SU	
FINANCIAL INDEMNITY CO	CA	19852	(818)313-8500	109,855,011	77,871,442	31,983,569	8,672,601	CI DI MT PI SU VE	
FINANCIAL PACIFIC INS CO	CA	31453	(916)630-5000	205,203,467	148,969,386	56,234,081	5,096,613	CI PI SU VE	
FINANCIAL SECURITY ASSURANCE INC.	NY	18287	(212)826-0100	3,953,513,669	2,387,278,743	1,566,234,926	21,341,809	CI SU	
FIRE INS EXCHANGE	CA	21660	(213)932-3200	2,063,035,845	1,519,284,375	543,751,470	0	CI MT PI SU	
FIREMAN'S FUND INS CO	CA	21873	(415)899-2000	10,066,490,771	7,033,859,818	3,032,630,953	27,312,330	CW DI MT PI SU VE	
FIREMAN'S FUND INS CO OF NEBRASKA	OK	38474	Name changed 12/29/06, now known as PEGASUS INS CO, INC.						
FIRST ACCEPTANCE INS CO, INC.	TX	10336	(615)844-1290	221,132,773	126,430,453	94,702,320	0	CI PI SU VE	
FIRST ALLMERICA FINANCIAL LIFE INS CO	MA	69140	(508)855-4194	2,375,919,685	2,224,088,501	151,831,184	240,608	DI LI	
FIRST AMERICAN PROPERTY & CASUALTY INS CO	CA	37710	(714)560-7850	85,044,464	38,157,389	46,887,075	12,232,504	CI MT PI VE	
FIRST AMERICAN SPECIALTY INS CO	CA	34525	(714)560-7850	121,519,534	82,361,092	39,158,442	0	CI MT PI VE	
FIRST AMERICAN TITLE INS CO	CA	50814	(714)800-3000	2,092,698,004	1,338,986,373	753,711,631	205,378,793	TI	
FIRST AMTENN LIFE INS CO	AZ	72257	(602)254-5866	20,334,804	898,706	19,436,098	0	LR	
FIRST AUTOMOTIVE INS RRG, INC.	HI	10619	(505)881-2244	12,327,579	10,639,851	1,687,727	0	CI	
FIRST CATHOLIC SLOVAK LADIES ASSOC. OF THE USA, THE	OH	56332	(800)464-4642	514,143,518	423,478,748	90,664,769	0	LI	
FIRST CITICORP LIFE INS CO	NY	92746	(212)615-7201	Financial Information Not Available ‡				DI LI	
FIRST CITIZENS/WHITE AND ASSOCIATES INS CO	AZ	---	(602)200-6900	Financial Information Not Available †				UR	
FIRST COLONIAL INS CO	FL	29980	(904)992-1776	350,517,409	243,452,845	107,064,563	5,412,330	CI MT PI VE	

Company Names: CO = COMPANY CORP = CORPORATION INS = INSURANCE RRG = RISK RETENTION GROUP
 Authorized Lines: CE = CERTIFICATE OF EXEMPTION (WITH LINES OF AUTHORITY)
 CI = CASUALTY CP = CAPTIVE INSURER CW = CASUALTY WITH WORKERS' COMPENSATION DI = DISABILITY DS = DENTAL SERVICE
 HC = HEALTH CARE SERVICES ORGANIZATION HS = HOSPITAL SERVICE LC = LIFE CARE PROVIDER LP = LIFE CARE PROVIDER PROVISIONAL PERMIT
 LI = LIFE LR = LIFE AND DISABILITY REINSURANCE MG = MORTGAGE GUARANTY MR = MECHANICAL REIMBURSEMENT REINSURANCE MS = MEDICAL SERVICE
 MT = MARINE AND TRANSPORTATION OS = OPTOMETRIC SERVICE PD = PREPAID DENTAL PLAN PI = PROPERTY PL = PREPAID LEGAL
 RG = DOMESTIC RISK RETENTION GROUP SU = SURETY TI = TITLE UR = UNAFFILIATED CREDIT LIFE AND DISABILITY REINSURANCE VA = VARIABLE ANNUITY
 VE = VEHICLE VL = VARIABLE LIFE

Financial information is as of 12/31/2006 unless alternative fiscal year end is indicated.
 † Fiscal year financial information due August 1 or November 1, 2007 pursuant to A.R.S. § 20-1083.
 ‡ Financial information was not required during this period or is not available due to regulatory action or notification of merger or withdrawal.
 * DBA (Doing Business As)
 ** Life Care Facility

INSURERS AUTHORIZED IN ARIZONA AS OF DECEMBER 31, 2006 - (continued)

NAME	DOMICILE	NAIC #	TELEPHONE	ASSETS	LIABILITIES	CAPITAL & SURPLUS	ARIZONA PREMIUMS	AUTHORIZED LINES
FIRST COLONY LIFE INS CO	VA	63401	(804)845-0911	9,578,813,910	9,022,302,910	556,511,000	28,521,100	DI LI
FIRST COMMONWEALTH REINSURANCE CO	AZ	60000	(312)993-1000	3,591,394	(47)	3,591,441	0	LR
FIRST CONTINENTAL LIFE & ACCIDENT INS CO	TX	64696	(281)313-7150	6,592,857	1,438,476	5,154,381	0	DI LI
FIRST DOMINION MUTUAL LIFE INS CO	VA	63266	(512)404-6555	17,009,538	8,567,968	8,441,571	0	REHABILITATION
FIRST FINANCIAL INS CO	IL	11177	(336)586-2500	510,365,766	258,463,357	251,902,409	675	CI PI SU VE
FIRST GUARD INS CO	AZ	10676	(941)485-6210	9,110,396	662,618	8,447,778	34,508	CI VE
FIRST HEALTH LIFE & HEALTH INS CO	TX	90328	(630)737-2075	350,106,342	307,025,723	43,080,619	4,764,992	DI LI
FIRST HEARTLAND CAPTIVE INS CO	FY Ending 04/30/2006 AZ	---		Financial Information Not Available				CP
FIRST INVESTORS LIFE INS CO	NY	63495	(212)858-8200	1,339,037,855	1,236,233,879	102,803,976	1,796,536	DI LI VA VL
FIRST LIBERTY INS CORP, THE	IA	33588	(617)357-9500	45,620,600	24,607,092	21,013,508	2,763,228	CW DI MT PI SU VE
FIRST MIDWEST INS CO	AZ	79995	(602)200-6900	1,181,322	210,773	970,549	0	LR
FIRST NATIONAL INS CO OF AMERICA	WA	24724	(206)545-5000	253,514,190	175,928,221	77,585,969	1,401,868	CW MT PI SU VE
FIRST PENN-PACIFIC LIFE INS CO	IN	67652	(847)466-8000	1,898,175,433	1,622,966,575	275,208,858	4,126,517	DI LI VL
FIRST PROFESSIONALS INS CO, INC.	FL	33383	(904)354-5910	753,144,928	552,700,447	200,444,482	0	CW PI
FIRST PULASKI REINSURANCE CO	AZ	---	(602)254-5866	Financial Information Not Available †				UR
FIRST REINSURANCE, INC.	AZ	60241	(920)731-4000	2,049,371	733,137	1,316,234	0	LR
FIRST VOLUNTEER INS CO	AZ	---	(931)484-8411	Financial Information Not Available †				UR
FIRSTCOMP INS CO	NE	27626	(402)926-0099	228,305,634	174,275,374	54,030,259	0	CW
FLEET INS CO	AZ	10735	(704)387-0823	58,733,322	355,689	58,377,633	0	CI
FLEET LIFE INS CO	AZ	60148	(215)444-2000	23,830,350	331,435	23,498,915	0	DI LI
FLORISTS' MUTUAL INS CO	IL	13978	(618)656-4240	168,995,892	117,857,842	51,138,050	215,216	CW MT PI SU VE
FOLKSAMERICA REINSURANCE CO	NY	38776	(212)312-2500	3,024,786,221	1,871,510,327	1,153,275,894	0	CW MT PI SU VE
FOOTHILLS LIFE INS CO	AZ	90034	(513)943-7200	384,942	131,473	253,469	0	LR
FOR LIFE INS CO	AZ	---	(847)572-6864	Financial Information Not Available †				UR
FOREMOST INS CO OF GRAND RAPIDS, MI	MI	11185	(616)942-3000	1,812,960,024	1,225,971,133	586,988,891	36,400,964	CI DI MT PI SU VE
FOREMOST PROPERTY AND CASUALTY INS CO	MI	11800	(616)942-3000	39,348,050	24,435,451	14,912,599	6,933,582	CI DI MT PI SU VE
FOREMOST SIGNATURE INS CO	MI	41513	(616)942-3000	57,727,120	40,486,641	17,240,479	242,283	CI DI MT PI SU VE
FORETHOUGHT LIFE ASSURANCE CO	IN	79677	(812)934-7139	3,029,212,870	2,902,633,271	126,579,599	0	DI LI
FORETHOUGHT LIFE INS CO	IN	91642	(812)934-7139	462,268,473	352,540,008	109,728,465	3,730,608	DI LI
FORT DEARBORN LIFE INS CO	IL	71129	(630)824-6500	2,105,495,206	1,662,133,926	443,361,280	11,346,299	DI LI VA
FORT WAYNE MEDICAL ASSURANCE CO RRG	AZ	12625		0	0	0	0	RG
FORTRESS INS CO	IL	10801	(847)384-0041	39,660,339	24,243,251	15,417,088	129,985	CI
FOUNDATION RESERVE INS CO, INC.	NM	23051	(505)345-7260	13,790,110	3,600,623	10,189,487	0	SUSPENDED
FOUNDERS INS CO	IL	14249	(847)768-0040	182,021,719	117,929,248	64,092,470	878,620	CI PI SU VE
FOX INS CO	AZ	10161	(480)423-8184	864,339	281,994	582,345	51,527	DI
FRANKENMUTH MUTUAL INS CO	MI	13986	(517)652-6121	868,005,743	546,260,299	321,745,444	0	CW MT PI SU VE
FREEDOM FINANCIAL LIFE INS CO	AZ	86657	(216)679-2328	3,584,421	277,385	3,307,036	0	LR
FREEDOM LIFE INS CO OF AMERICA	TX	62324	(817)878-3300	35,221,920	25,165,441	10,056,479	711,453	DI LI
FREEDOM PLAZA LIFE CARE RETIREMENT COMMUNITY **	TN	---	(615)221-2250	2,372,287	1,180,415	1,191,872	0	LC

Company Names: **CO** = COMPANY **CORP** = CORPORATION **INS** = INSURANCE **RRG** = RISK RETENTION GROUP
 Authorized Lines: **CE** = CERTIFICATE OF EXEMPTION (WITH LINES OF AUTHORITY)
CI = CASUALTY **CP** = CAPTIVE INSURER **CW** = CASUALTY WITH WORKERS' COMPENSATION **DI** = DISABILITY **DS** = DENTAL SERVICE
HC = HEALTH CARE SERVICES ORGANIZATION **HS** = HOSPITAL SERVICE **LC** = LIFE CARE PROVIDER **LP** = LIFE CARE PROVIDER PROVISIONAL PERMIT
LI = LIFE **LR** = LIFE AND DISABILITY REINSURANCE **MG** = MORTGAGE GUARANTY **MR** = MECHANICAL REIMBURSEMENT REINSURANCE **MS** = MEDICAL SERVICE
MT = MARINE AND TRANSPORTATION **OS** = OPTOMETRIC SERVICE **PD** = PREPAID DENTAL PLAN **PI** = PROPERTY **PL** = PREPAID LEGAL
RG = DOMESTIC RISK RETENTION GROUP **SU** = SURETY **TI** = TITLE **UR** = UNAFFILIATED CREDIT LIFE AND DISABILITY REINSURANCE **VA** = VARIABLE ANNUITY
VE = VEHICLE **VL** = VARIABLE LIFE

Financial information is as of 12/31/2006 unless alternative fiscal year end is indicated.

† Fiscal year financial information due August 1 or November 1, 2007 pursuant to A.R.S. § 20-1083.

‡ Financial information was not required during this period or is not available due to regulatory action or notification of merger or withdrawal.

* DBA (Doing Business As)

** Life Care Facility

INSURERS AUTHORIZED IN ARIZONA AS OF DECEMBER 31, 2006 - (continued)

NAME	DOMICILE	NAIC #	TELEPHONE	ASSETS	LIABILITIES	CAPITAL & SURPLUS	ARIZONA PREMIUMS	AUTHORIZED LINES
FREMONT LIFE INS CO	CA	62154	(714)429-2610	6,074,330	2,938,941	3,135,389	2,258	DI LI
FRIENDSHIP VILLAGE OF TEMPE **	AZ	95222	(480)831-0880	141,773,493	156,064,089	(14,290,596)	0	LC
FRONTIER INS CO	NY	34266	(914)796-2100	153,474,491	252,518,723	(99,044,232)	24,393	REHABILITATION
FRONTIER REINSURANCE, INC.	AZ	---	(602)254-5866	Financial Information Not Available †				UR
FSG REINSURANCE CO	AZ	---	(931)484-8411	Financial Information Not Available †				UR
FUNERAL DIRECTORS LIFE INS CO	TX	99775	(915)695-3410	453,382,597	407,953,844	45,428,754	2,174	LI
FUSB REINSURANCE, INC.	AZ	---	(602)254-5866	Financial Information Not Available †				UR
FUTURAL LIFE INS CO	AZ	78549	(602)200-6900	10,216,501	4,477,447	5,739,056	0	DI LI
G.U.I.C. INS CO	OH	38652	Name changed 5/1/06, now known as AMERICAN MODERN SELECT INS CO					
GARDEN STATE LIFE INS CO	TX	63657	(713)538-1037	90,660,732	72,160,441	18,500,291	611,669	DI LI
GARRISON PROPERTY AND CASUALTY INS CO	TX	21253	(210)498-2211	33,535,393	22,116,558	11,418,835	1,837,210	CI MT PI VE
GATEWAY INS CO	MO	28339	(314)373-3333	38,455,679	23,378,617	15,077,062	1,292,204	CI PI VE
GE GROUP LIFE ASSURANCE CO	CT	80926	Name changed 3/24/06, now known as GENWORTH LIFE AND HEALTH INS CO					
GE LIFE AND ANNUITY ASSURANCE CO	VA	65536	Name changed 1/1/06, now known as GENWORTH LIFE AND ANNUITY INS CO					
GE REINSURANCE CORP	IL	22969	(847)277-5300	3,175,224,263	2,328,152,132	847,072,131	0	CW DI MT PI SU VE
GEICO CASUALTY CO	MD	41491	(301)986-2500	272,005,663	162,472,611	109,533,052	19,355,399	VE
GEICO GENERAL INS CO	MD	35882	(301)986-2500	151,061,741	80,362,396	70,699,344	123,330,731	CI DI MT PI SU VE
GEICO INDEMNITY CO	MD	22055	(301)986-2500	4,288,406,091	2,463,985,229	1,824,420,862	64,574,427	CI PI VE
GENERAL AMERICAN LIFE INS CO	MO	63665	(314)843-8700	14,482,980,324	12,341,304,980	2,141,675,344	14,301,911	DI LI VA VL
GENERAL CASUALTY CO OF WISCONSIN	WI	24414	(608)837-4440	1,512,185,615	770,772,029	741,413,586	434,293	CW MT PI SU VE
GENERAL ELECTRIC CAPITAL ASSURANCE CO	DE	70025	Name changed 1/1/06, now known as GENWORTH LIFE INS CO					
GENERAL FIDELITY INS CO	SC	30007	(704)388-8961	598,641,278	195,595,177	403,046,101	12,377,860	CI DI
GENERAL FIDELITY LIFE INS CO	SC	93521	(704)387-1276	251,963,974	106,267,562	145,696,412	221,004	DI LI
GENERAL FIRE & CASUALTY CO	ID	37931	(208)345-6658	25,892,198	15,119,929	10,772,269	267,902	CI DI PI SU VE
GENERAL INS CO OF AMERICA	WA	24732	(206)545-5000	2,702,742,949	1,826,146,338	876,596,611	3,878,648	CW DI MT PI SU VE
GENERAL RE LIFE CORP	CT	86258	(203)352-3045	2,382,835,074	1,990,444,032	392,391,042	0	DI LI
GENERAL REINSURANCE CORP	DE	22039	(203)328-5000	15,457,707,255	6,765,528,794	8,692,178,461	1,102,350	CW DI MT PI SU VE
GENERAL SECURITY INDEMNITY CO OF ARIZONA	AZ	20559	(212)480-1900	86,029,001	53,481,061	32,547,940	700,975	CW DI MT PI SU VE
GENERAL SECURITY NATIONAL INS CO	NY	39322	(212)480-1900	404,843,468	336,843,108	68,000,360	0	CI DI MT PI SU VE
GENERAL STAR NATIONAL INS CO	OH	11967	(203)328-5000	518,758,131	316,606,367	202,151,764	799,721	CI MT PI SU VE
GENERALI (UNITED STATES BRANCH)	NY	11231	(212)602-7600	73,399,364	38,460,986	34,938,380	0	CI MT PI SU VE
GENESIS INS CO	CT	38962	(203)328-5000	219,773,948	116,068,140	103,705,808	1,310,173	CW DI MT PI SU VE
GENWORTH HOME EQUITY INS CORP	NC	41432	(919)846-4100	6,138,637	274,393	5,864,244	0	CI
GENWORTH LIFE AND ANNUITY INS CO	VA	65536	(804)662-2400	18,729,318,177	18,141,539,841	587,778,335	42,440,593	DI LI VA VL
GENWORTH LIFE AND HEALTH INS CO	CT	80926	(860)737-1000	868,136,992	614,011,063	254,125,929	5,985,456	DI LI
GENWORTH LIFE INS CO	DE	70025	(804)662-2400	34,770,582,027	31,773,651,854	2,996,930,173	96,458,560	DI LI
GENWORTH MORTGAGE INS CORP	NC	38458	(919)846-4100	2,790,366,705	2,545,615,943	244,750,762	18,150,420	MG
GENWORTH MORTGAGE INS CORP OF N C	NC	16675	(919)846-4100	189,614,401	158,967,870	30,646,531	0	MG
GENWORTH RESIDENTIAL MORTGAGE INS CORP. OF N C	NC	29823	(919)846-4100	61,952,428	52,694,885	9,257,543	410,687	MG

Company Names: **CO** = COMPANY **CORP** = CORPORATION **INS** = INSURANCE **RRG** = RISK RETENTION GROUP
 Authorized Lines: **CE** = CERTIFICATE OF EXEMPTION (WITH LINES OF AUTHORITY)
CI = CASUALTY **CP** = CAPTIVE INSURER **CW** = CASUALTY WITH WORKERS' COMPENSATION **DI** = DISABILITY **DS** = DENTAL SERVICE
HC = HEALTH CARE SERVICES ORGANIZATION **HS** = HOSPITAL SERVICE **LC** = LIFE CARE PROVIDER **LP** = LIFE CARE PROVIDER PROVISIONAL PERMIT
LI = LIFE **LR** = LIFE AND DISABILITY REINSURANCE **MG** = MORTGAGE GUARANTY **MR** = MECHANICAL REIMBURSEMENT REINSURANCE **MS** = MEDICAL SERVICE
MT = MARINE AND TRANSPORTATION **OS** = OPTOMETRIC SERVICE **PD** = PREPAID DENTAL PLAN **PI** = PROPERTY **PL** = PREPAID LEGAL
RG = DOMESTIC RISK RETENTION GROUP **SU** = SURETY **TI** = TITLE **UR** = UNAFFILIATED CREDIT LIFE AND DISABILITY REINSURANCE **VA** = VARIABLE ANNUITY
VE = VEHICLE **VL** = VARIABLE LIFE

Financial information is as of 12/31/2006 unless alternative fiscal year end is indicated.
 † Fiscal year financial information due August 1 or November 1, 2007 pursuant to A.R.S. § 20-1083.
 ‡ Financial information was not required during this period or is not available due to regulatory action or notification of merger or withdrawal.
 * DBA (Doing Business As)
 ** Life Care Facility

INSURERS AUTHORIZED IN ARIZONA AS OF DECEMBER 31, 2006 - (continued)

NAME	DOMICILE	NAIC #	TELEPHONE	ASSETS	LIABILITIES	CAPITAL & SURPLUS	ARIZONA PREMIUMS	AUTHORIZED LINES
GEORGIA CASUALTY & SURETY CO	GA	11258	(404)266-5500	74,564,331	51,203,756	23,360,576	0	CI MT SU VE
GEORGIA PEOPLES LIFE INS CO	AZ	87289	(602)254-5866	5,662,205	596,686	5,065,519	0	LR
GEOVERA INS CO	MD	10799	(800)758-2658	113,060,005	65,599,489	47,460,516	0	CI MT PI SU VE
GERBER LIFE INS CO	NY	70939	(914)272-4000	1,242,846,712	1,052,078,786	190,767,926	4,136,407	DI LI
GERLING AMERICA INS CO	NY	41343	(212)756-2600	134,741,309	45,513,613	89,227,696	287,340	CI DI MT PI SU VE
GERMANTOWN INS CO	PA	11282	(215)627-1752	60,238,942	34,341,770	25,897,172	0	DI
GLEANER LIFE INS SOCIETY	MI	56154	(517)263-2244	1,223,927,165	1,133,755,728	90,171,437	1,065,062	DI LI
GLOBAL HAWK INS CO RRG	SC	11948	(843)766-2327	7,603,406	4,992,631	2,610,775	0	CI VE
GLOBAL INTERNATIONAL INS CO, INC., A RRG	DC	10991	(703)812-8425	14,016,134	95,528	13,920,606	55,043	CI
GLOBAL ONE INS CO	AZ	---		Financial Information Not Available				CP
GLOBAL REINSURANCE CORP (U.S. BRANCH)	GERMANY	11266	(212)754-7500	274,728,571	232,799,624	41,928,947	0	CI MT PI VE
GLOBAL REINSURANCE CORP OF AMERICA	NY	21032	(212)754-7500	650,500,795	534,417,005	116,083,790	0	CI MT PI SU VE
GLOBAL SURETY & INS CO	NE	11304	(402)271-2846	86,619,138	11,602,473	75,016,665	6,545	CI DI MT PI SU VE
GLOBE AMERICAN CASUALTY CO	OH	11312	(617)357-9500	11,895,575	6,532,157	5,363,418	0	SU VE
GLOBE LIFE AND ACCIDENT INS CO	DE	91472	(405)270-1400	2,403,843,248	2,065,735,603	338,107,645	7,581,565	DI LI
GMAC DIRECT INS CO	MO	11054	(314)493-8000	8,873,677	118,864	8,754,813	0	CI MT PI VE
GMAC INS CO ONLINE, INC.	MO	11044	(314)493-8000	11,867,090	776,431	11,090,659	130,402	CI MT PI VE
GNV CUSTOM INS CO	AZ	10814	(212)683-9700	40,456,406	106,875	40,349,531	0	CW MT PI SU VE
GOLDEN BEAR INS CO	CA	39861	(209)948-8191	91,950,886	65,536,986	26,413,900	534,902	CI
GOLDEN EAGLE INS CORP	CA	10836	(619)744-6000	1,095,098,457	815,609,053	279,489,404	1,355,194	CW DI MT PI SU VE
GOLDEN INS CO, A RRG	NV	11145	(303)388-5688	4,573,278	2,534,256	2,039,022	62,974	CI
GOLDEN RULE INS CO	IN	62286	(317)290-8100	596,607,461	304,872,958	291,734,503	40,057,280	DI LI
GOLDEN STATE MUTUAL LIFE INS CO	CA	63924	(213)731-1131	103,535,328	93,422,440	10,112,888	0	SUSPENDED
GOVERNMENT EMPLOYEES INS CO	MD	22063	(301)986-2500	12,268,573,470	7,561,882,044	4,706,691,426	50,825,583	CI DI MT PI SU VE
GOVERNMENT PERSONNEL MUTUAL LIFE INS CO	TX	63967	(210)357-2222	775,380,172	690,857,382	84,522,790	1,210,975	DI LI
GRAIN DEALERS MUTUAL INS CO	IN	22098	(317)923-2453	56,011,269	41,468,071	14,543,197	1,836,755	CI DI MT PI SU VE
GRANDVIEW TERRACE RETIREMENT CENTER **	AZ	60192	(623)975-8000	45,963,793	59,163,842	(13,200,049)	0	LC
GRANITE RE, INC.	OK	26310	(405)752-2600	17,908,349	8,648,014	9,260,335	52,032	SU
GRANITE STATE INS CO	PA	23809	(212)770-7000	42,526,702	10,354,660	32,172,042	5,037,055	CW DI MT PI SU VE
GRAY INS CO, THE	LA	36307	(504)888-7790	315,622,094	219,077,483	96,544,612	14,615	CW MT PI SU VE
GREAT AMERICAN ALLIANCE INS CO	OH	26832	(513)369-5000	25,791,230	18,435	25,772,795	1,823,610	CW MT PI SU VE
GREAT AMERICAN ASSURANCE CO	OH	26344	(513)369-5000	15,999,743	6,348	15,993,395	11,985,991	CW MT PI SU VE
GREAT AMERICAN CONTEMPORARY INS CO	OH	10646	(513)369-5000	10,055,016	3,270	10,051,746	0	CW MT PI VE
GREAT AMERICAN INS CO	OH	16691	(513)369-5013	5,461,795,679	3,859,159,520	1,602,636,159	13,843,080	CW DI MT PI SU VE
GREAT AMERICAN INS CO OF NEW YORK	NY	22136	(513)369-5000	55,324,688	319,762	55,004,926	3,830,830	CW MT PI SU VE
GREAT AMERICAN LIFE ASSURANCE CO	OH	62200	(513)333-5300	22,188,650	13,863,823	8,324,827	4,000	SUSPENDED
GREAT AMERICAN LIFE INS CO	OH	63312	(513)357-3300	8,703,723,928	8,059,907,979	643,815,949	23,093,056	DI LI
GREAT AMERICAN SECURITY INS CO	OH	31135	(513)369-5000	16,580,425	25,933	16,554,492	30,134	CW MT PI SU VE
GREAT AMERICAN SPIRIT INS CO	OH	33723	(513)369-5000	18,155,473	16,828	18,138,645	54,129	CW DI MT PI SU VE

Company Names: CO = COMPANY CORP = CORPORATION INS = INSURANCE RRG = RISK RETENTION GROUP
 Authorized Lines: CE = CERTIFICATE OF EXEMPTION (WITH LINES OF AUTHORITY)
 CI = CASUALTY CP = CAPTIVE INSURER CW = CASUALTY WITH WORKERS' COMPENSATION DI = DISABILITY DS = DENTAL SERVICE
 HC = HEALTH CARE SERVICES ORGANIZATION HS = HOSPITAL SERVICE LC = LIFE CARE PROVIDER LP = LIFE CARE PROVIDER PROVISIONAL PERMIT
 LI = LIFE LR = LIFE AND DISABILITY REINSURANCE MG = MORTGAGE GUARANTY MR = MECHANICAL REIMBURSEMENT REINSURANCE MS = MEDICAL SERVICE
 MT = MARINE AND TRANSPORTATION OS = OPTOMETRIC SERVICE PD = PREPAID DENTAL PLAN PI = PROPERTY PL = PREPAID LEGAL
 RG = DOMESTIC RISK RETENTION GROUP SU = SURETY TI = TITLE UR = UNAFFILIATED CREDIT LIFE AND DISABILITY REINSURANCE VA = VARIABLE ANNUITY
 VE = VEHICLE VL = VARIABLE LIFE

Financial information is as of 12/31/2006 unless alternative fiscal year end is indicated.
 † Fiscal year financial information due August 1 or November 1, 2007 pursuant to A.R.S. § 20-1083.
 ‡ Financial information was not required during this period or is not available due to regulatory action or notification of merger or withdrawal.
 * DBA (Doing Business As)
 ** Life Care Facility

INSURERS AUTHORIZED IN ARIZONA AS OF DECEMBER 31, 2006 - (continued)

NAME	DOMICILE	NAIC #	TELEPHONE	ASSETS	LIABILITIES	CAPITAL & SURPLUS	ARIZONA PREMIUMS	AUTHORIZED LINES
GREAT FIDELITY LIFE INS CO	IN	64076	(316)794-2200	3,362,661	691,877	2,670,784	0	DI LI
GREAT NORTHERN INS CO	MN	20303	(908)903-2000	1,508,865,573	1,157,592,205	351,273,368	6,897,763	CW DI MT PI SU VE
GREAT NORTHWEST INS CO	IN	26654	(651)325-0600	23,735,452	13,698,985	10,036,467	451,712	CI MT PI VE
GREAT REPUBLIC LIFE INS CO	WA	67482	(206)285-1422	18,806,835	17,821,639	985,194	145,252	SUSPENDED
GREAT SOUTHEASTERN LIFE INS CO	AZ	84395	(602)957-4647	2,889,991	1,909,100	980,891	0	LR
GREAT SOUTHERN LIFE INS CO	TX	90212	(816)391-2000	303,635,839	273,638,583	29,997,256	1,020,420	DI LI
GREAT WEST CASUALTY CO	NE	11371	(402)494-2411	1,564,427,492	1,125,091,276	439,336,216	12,873,508	CW MT SU VE
GREAT WESTERN INS CO	UT	71480	(801)621-5688	433,846,865	395,933,531	37,913,334	10,836,724	LI
GREATER MISSOURI LIFE INS CO	AZ	---	(602)957-4647	Financial Information Not Available †				UR
GREATER NEW YORK MUTUAL INS CO	NY	22187	(212)683-9700	769,355,163	477,211,271	292,143,892	(17,731)	CW DI MT PI SU VE
GREAT-WEST HEALTHCARE OF ARIZONA, INC.	AZ	95797	(303)305-1000	3,829,143	1,912,263	1,916,880	6,049,828	HC
GREAT-WEST LIFE & ANNUITY INS CO	CO	68322	(303)737-3000	37,371,560,955	35,517,145,070	1,854,415,885	76,064,699	DI LI VA VL
GREAT-WEST LIFE ASSURANCE CO	CANADA	80705	(303)689-3000	145,948,718	110,965,760	34,982,958	1,018,378	DI LI
GREEK CATHOLIC UNION OF THE U.S.A	PA	56693	(724)495-3400	574,567,465	545,509,232	29,058,233	671,378	LI
GREEN HILLS INS CO, A RRG	VT	11941	(802)658-7849	9,867,372	5,217,192	4,650,180	12,832	CI
GREENPOINT INS CORP.	AZ	60155	(619)530-9351	896,201,024	679,379	895,521,645	0	LR
GREENWICH INS CO	DE	22322	(203)964-5200	785,875,859	430,292,764	355,583,095	10,843,838	CW DI MT PI SU VE
GSFS RRG, INC.	SC	11448	(843)766-2327	18,000,661	6,966,742	11,033,919	0	CI
GUARANTEE CO OF NORTH AMERICA USA, THE	MI	36650	(248)281-0281	64,990,130	10,366,170	54,623,960	1,166,005	SU
GUARANTEE SECURITY LIFE INS CO OF ARIZONA	AZ	83232	(480)607-1602	762,170	72,960	689,210	0	LR
GUARANTEE TITLE AND TRUST CO, THE	OH	50180	(513)794-4020	9,037,220	6,703,846	2,333,374	1,865,334	TI
GUARANTEE TRUST LIFE INS CO	IL	64211	(847)699-0600	193,584,128	158,083,316	35,500,813	5,102,280	DI LI
GUARANTY INCOME LIFE INS CO	LA	64238	(504)383-0355	354,021,014	331,382,007	22,639,007	600,571	DI LI
GUARDIAN INS AND ANNUITY CO, INC., THE	DE	78778	(800)221-3253	10,291,227,382	10,062,647,967	228,579,415	25,876,008	DI LI VA VL
GUARDIAN LIFE INS CO OF AMERICA, THE	NY	64246	(212)598-8000	26,706,999,118	23,216,791,649	3,490,207,469	38,439,470	DI LI
GUIDEONE AMERICA INS CO	IA	42331	(515)267-5000	12,289,053	3,728,980	8,560,073	300,779	CI MT PI SU VE
GUIDEONE ELITE INS CO	IA	42803	(515)267-5000	27,250,137	9,904,403	17,345,734	699,908	CI
GUIDEONE MUTUAL INS CO	IA	15032	(515)267-5000	950,709,904	652,356,461	298,353,443	1,066,491	CW DI MT PI SU VE
GUIDEONE SPECIALTY MUTUAL INS CO	IA	14559	(515)267-5000	215,737,166	161,237,879	54,499,287	547,351	CI MT PI SU VE
HALLMARK LIFE INS CO	AZ	60078	(940)740-1568	715,269	428,726	286,543	0	LR
HANOVER INS CO, THE	NH	22292	(508)853-7200	4,027,098,266	2,563,464,936	1,463,633,330	2,472,903	CI DI MT PI SU VE
HARCO NATIONAL INS CO	IL	26433	(847)734-4100	464,599,972	272,802,192	191,797,780	3,827,572	CW MT PI SU VE
HARLEYSVILLE INS CO	MN	23582	(215)256-5000	105,397,994	75,034,855	30,363,139	42,036	CI MT PI SU VE
HARLEYSVILLE LIFE INS CO	PA	64327	(215)256-5000	372,676,660	349,021,476	23,655,184	38,460	DI LI
HARRIS LIFE INS CO	AZ	---	(480)951-4900	Financial Information Not Available †				UR
HART LIFE INS CO	CT	60348	Name changed 5/11/06, now known as ACE LIFE INS CO					
HARTFORD ACCIDENT AND INDEMNITY CO	CT	22357	(860)547-5000	11,193,585,525	7,415,598,044	3,777,987,481	1,909,275	CW DI MT PI SU VE
HARTFORD CASUALTY INS CO	IN	29424	(860)547-5000	2,115,393,752	1,210,198,672	905,195,080	53,456,325	CW DI MT PI SU VE
HARTFORD FIRE INS CO	CT	19682	(860)547-5000	24,589,860,907	11,568,997,535	13,020,863,372	40,932,987	CW DI MT PI SU VE

Company Names: CO = COMPANY CORP = CORPORATION INS = INSURANCE RRG = RISK RETENTION GROUP
 Authorized Lines: CE = CERTIFICATE OF EXEMPTION (WITH LINES OF AUTHORITY)
 CI = CASUALTY CP = CAPTIVE INSURER CW = CASUALTY WITH WORKERS' COMPENSATION DI = DISABILITY DS = DENTAL SERVICE
 HC = HEALTH CARE SERVICES ORGANIZATION HS = HOSPITAL SERVICE LC = LIFE CARE PROVIDER LP = LIFE CARE PROVIDER PROVISIONAL PERMIT
 LI = LIFE LR = LIFE AND DISABILITY REINSURANCE MG = MORTGAGE GUARANTY MR = MECHANICAL REIMBURSEMENT REINSURANCE MS = MEDICAL SERVICE
 MT = MARINE AND TRANSPORTATION OS = OPTOMETRIC SERVICE PD = PREPAID DENTAL PLAN PI = PROPERTY PL = PREPAID LEGAL
 RG = DOMESTIC RISK RETENTION GROUP SU = SURETY TI = TITLE UR = UNAFFILIATED CREDIT LIFE AND DISABILITY REINSURANCE VA = VARIABLE ANNUITY
 VE = VEHICLE VL = VARIABLE LIFE

Financial information is as of 12/31/2006 unless alternative fiscal year end is indicated.
 † Fiscal year financial information due August 1 or November 1, 2007 pursuant to A.R.S. § 20-1083.
 ‡ Financial information was not required during this period or is not available due to regulatory action or notification of merger or withdrawal.
 * DBA (Doing Business As)
 ** Life Care Facility

INSURERS AUTHORIZED IN ARIZONA AS OF DECEMBER 31, 2006 - (continued)

NAME	DOMICILE	NAIC #	TELEPHONE	ASSETS	LIABILITIES	CAPITAL & SURPLUS	ARIZONA PREMIUMS	AUTHORIZED LINES
HARTFORD INS CO OF THE MIDWEST	IN	37478	(860)547-5000	297,358,935	107,429,107	189,929,828	61,217,915	CW PI VE
HARTFORD LIFE AND ACCIDENT INS CO	CT	70815	(860)843-8216	12,966,229,749	8,233,237,257	4,732,992,492	81,251,871	DI LI
HARTFORD LIFE AND ANNUITY INS CO	CT	71153	(860)547-5000	83,086,138,310	81,418,459,482	1,667,678,828	177,265,030	DI LI VA VL
HARTFORD LIFE GROUP INS CO	IL	74268	(312)384-7719	Financial Information Not Available ‡				DI LI
HARTFORD LIFE INS CO	CT	88072	(860)525-8555	146,277,717,289	143,002,145,578	3,275,571,711	205,426,169	DI LI VA VL
HARTFORD STEAM BOILER INSPECTION AND I C OF CT, THE	CT	29890	(860)722-1866	87,367,271	46,769,234	40,598,037	0	CI MT PI
HARTFORD STEAM BOILER INSPECTION AND INS CO	CT	11452	(860)722-1866	1,203,282,364	585,694,828	617,587,536	2,501,431	CI MT PI VE
HARTFORD UNDERWRITERS INS CO	CT	30104	(860)547-5000	1,506,231,742	859,597,558	646,634,183	48,321,886	CW DI MT PI SU VE
HAULERS INS CO, INC.	TN	31550	(931)381-5406	46,325,662	20,054,947	26,270,715	0	CI MT PI VE
HBI LIFE INS CO	AZ	82368	(602)254-5866	1,959,190	174,539	1,784,652	0	LR
HCC INS CO	IN	36781	(713)996-1146	32,272,816	5,018,540	27,254,276	0	CI DI PI SU
HCC LIFE INS CO	IN	92711	(713)996-1200	549,103,758	280,326,712	268,777,046	9,201,653	DI LI
HCSC INS SERVICES CO	IL	78611	(312)653-6000	122,795,458	45,383,729	77,411,729	0	DI LI
HEALTH CARE CASUALTY RRG, INC.	DC	12236	(773)864-8280	17,552,328	16,622,952	929,376	0	CI
HEALTH CARE SERVICE CORP., A MUTUAL LEGAL RESERVE CO.	IL	70670	(312)653-6000	9,162,656,517	3,899,906,013	5,262,750,504	4,029,147	DI
HEALTH NET LIFE INS CO	CA	66141	(818)676-8256	400,410,984	196,911,260	203,499,724	180,125,816	DI LI
HEALTH NET OF ARIZONA, INC.	AZ	95206	(602)794-1400	125,103,290	66,342,527	58,760,763	469,523,482	HC
HEALTH PLAN OF NEVADA, INC.	NV	96342	(702)242-7703	324,438,810	207,360,177	117,078,633	0	HC
HEALTHCARE CAPTIVE INS CO	AZ	---		Financial Information Not Available				CP
HEALTHY ALLIANCE LIFE INS CO	MO	78972	(314)923-4616	529,918,359	307,119,959	222,798,400	0	DI LI
HEARTLAND INS CO OF AMERICA	IL	42870	(505)243-5444	Financial Information Not Available ‡				SUSPENDED
HEARTLAND LLOYDS INS CO	TX	10590	(512)328-2166	7,383,936	542,498	6,841,439	0	CI PI
HERITAGE CASUALTY INS CO	IL	32077	(847)605-3000	112,693,722	61,728,104	50,965,618	17	CI DI MT PI SU VE
HERITAGE INDEMNITY CO	CA	39527	(308)987-5500	198,384,540	95,331,680	103,052,860	553,076	CI MT PI VE
HERITAGE LIFE INS CO	AZ	64394	(215)542-4590	111,605,353	62,871,975	48,733,378	0	DI LI
HERITAGE WARRANTY INS RRG, INC.	SC	11097	(843)766-2327	15,902,295	10,274,883	5,627,413	20,324	CI
HIGH TECH SERVICES RRG, INC.	VT	11672	(802)862-4400	11,041,361	7,597,265	3,444,096	6,246	CI
HIGHLANDS INS CO	TX	22489	(609)896-1921	Financial Information Not Available ‡				REHABILITATION
HIGHMARK LIFE INS CO	PA	93440	<i>Name changed 4/1/06, now known as HM LIFE INS CO</i>					
HITCHCO REINSURANCE CO	AZ	---	(931)484-8411	Financial Information Not Available †				UR
HM HEALTH INS CO	PA	71768	(412)544-8190	12,616,819	2,156,927	10,459,892	0	DI LI
HM LIFE INS CO	PA	93440	(800)328-5433	284,766,826	146,092,551	138,674,274	4,731,798	DI LI
HNC REINSURANCE CO	AZ	---	(602)254-5866	Financial Information Not Available †				UR
HOME BUILDERS NATIONAL INDEMNITY RRG	NV	12542	(702)736-4415	515,621	3,213	512,408	0	CI
HOME INTEGRITY INS CO	FY Ending 11/30/2006 AZ	---		Financial Information Not Available				CP
HOME OWNERS LIFE INS CO	IL	64467	<i>Name changed 9/27/06, now known as WELLCARE HEALTH INS OF ILLINOIS, INC.</i>					
HOMELAND CENTRAL INS CO	IA	21741	(415)875-4500	8,785,889	22,057	8,763,832	0	CI MT PI SU VE
HOMESHIELD INS CO	OK	99724	(405)236-2640	59,494,284	37,179,736	22,314,548	10,423	DI LI
HOMESITE INDEMNITY CO	KS	20419	(617)832-1300	39,167,834	18,588,388	20,579,446	7,143,458	CI MT PI SU VE

Company Names: CO = COMPANY CORP = CORPORATION INS = INSURANCE RRG = RISK RETENTION GROUP
 Authorized Lines: CE = CERTIFICATE OF EXEMPTION (WITH LINES OF AUTHORITY)
 CI = CASUALTY CP = CAPTIVE INSURER CW = CASUALTY WITH WORKERS' COMPENSATION DI = DISABILITY DS = DENTAL SERVICE
 HC = HEALTH CARE SERVICES ORGANIZATION HS = HOSPITAL SERVICE LC = LIFE CARE PROVIDER LP = LIFE CARE PROVIDER PROVISIONAL PERMIT
 LI = LIFE LR = LIFE AND DISABILITY REINSURANCE MG = MORTGAGE GUARANTY MR = MECHANICAL REIMBURSEMENT REINSURANCE MS = MEDICAL SERVICE
 MT = MARINE AND TRANSPORTATION OS = OPTOMETRIC SERVICE PD = PREPAID DENTAL PLAN PI = PROPERTY PL = PREPAID LEGAL
 RG = DOMESTIC RISK RETENTION GROUP SU = SURETY TI = TITLE UR = UNAFFILIATED CREDIT LIFE AND DISABILITY REINSURANCE VA = VARIABLE ANNUITY
 VE = VEHICLE VL = VARIABLE LIFE

Financial information is as of 12/31/2006 unless alternative fiscal year end is indicated.
 † Fiscal year financial information due August 1 or November 1, 2007 pursuant to A.R.S. § 20-1083.
 ‡ Financial information was not required during this period or is not available due to regulatory action or notification of merger or withdrawal.
 * DBA (Doing Business As)
 ** Life Care Facility

INSURERS AUTHORIZED IN ARIZONA AS OF DECEMBER 31, 2006 - (continued)

NAME	DOMICILE	NAIC #	TELEPHONE	ASSETS	LIABILITIES	CAPITAL & SURPLUS	ARIZONA PREMIUMS	AUTHORIZED LINES
HOMESITE INS CO	CT	17221	(617)832-1300	90,271,594	47,677,731	42,593,863	0	CW DI MT PI SU VE
HOMESTEADERS LIFE CO	IA	64505	(515)288-7481	1,337,913,641	1,270,135,433	67,778,209	1,966,506	DI LI
HORACE MANN INS CO	IL	22578	(217)789-2500	413,335,551	259,318,940	154,016,611	1,582,470	CI MT PI VE
HORACE MANN LIFE INS CO	IL	64513	(217)789-2500	5,102,515,194	4,851,284,409	251,230,785	5,113,734	DI LI VA
HORACE MANN PROPERTY & CASUALTY INS CO	CA	22756	(217)789-2500	126,078,572	71,849,125	54,229,447	2,105,042	CI PI VE
HOSPITALITY INS SOLUTIONS, INC.	AZ	---		Financial Information Not Available				CP
HOUSEHOLD LIFE INS CO	MI	93777	(800)443-7187	1,043,802,238	534,721,357	509,080,881	3,340,887	DI LI
HOUSEHOLD LIFE INS CO OF ARIZONA	AZ	64360	(908)203-2124	915,890,324	866,329,967	49,560,357	0	LR
HOUSING AUTHORITY PROPERTY INS, A MUTUAL CO	VT	10069	(203)272-8220	138,790,525	71,383,958	67,406,567	0	CI MT PI SU VE
HOUSING AUTHORITY RRG, INC.	VT	26797	(203)272-8220	239,948,709	173,915,389	66,033,320	144,189	CI
HOUSTON GENERAL INS CO	TX	38849	(908)696-5714	43,767,551	22,992,415	20,775,136	0	CW MT PI SU VE
HOUSTON GENERAL INS EXCHANGE	TX	11988	(617)725-6000	26,765,013	2,313,161	24,451,852	3,413,754	CI DI MT PI VE
HSBC INS CO OF DELAWARE	DE	28657	(908)203-2115	480,437,008	128,917,682	351,519,326	0	CI DI MT PI
HUDSON INS CO	DE	25054	(212)978-2800	371,337,988	255,921,807	115,416,181	2,739,859	CI MT PI VE
HUMANA HEALTH PLAN, INC.	KY	95885	(502)580-2052	410,078,474	202,409,785	207,668,689	155,717,634	HC
HUMANA INS CO	WI	73288	(502)580-1000	3,250,206,661	2,075,625,920	1,174,580,741	288,332,886	DI LI
HUMANADENTAL INS CO	WI	70580	(502)580-1000	90,382,454	26,482,664	63,899,790	10,582,717	DI LI
HUNTINGTON CAPTIVE INS CO	AZ	---		Financial Information Not Available				CP
HUNTINGTON CREDIT REINSURANCE CO	AZ	---	Name changed 4/18/06, now known as HUNTINGTON CAPTIVE INS CO					
HUNTINGTON NATIONAL LIFE INS CO, THE	AZ	92150	(602)200-6900	8,592,514	4,863,261	3,729,256	0	LR
IDEALIFE INS CO	CT	97764	(203)352-3000	20,105,690	7,361,089	12,744,601	74,459	DI LI
IDS LIFE INS CO	MN	65005	Name changed 12/31/06, now known as RIVERSOURCE LIFE INS CO					
IDS PROPERTY CASUALTY INS CO	WI	29068	(920)330-5100	1,091,657,301	568,719,859	522,937,442	12,800,485	CI DI MT PI VE
ILCO *	TX	63487	(512)404-5000	988,927,675	945,513,353	43,414,322	449,027	DI LI
ILLINOIS DEALERS LIFE INS CO	AZ	---	(602)200-6900	Financial Information Not Available †				UR
ILLINOIS MUTUAL LIFE INS CO	IL	64580	(309)674-8255	1,234,962,062	1,087,724,035	147,238,027	2,880,541	DI LI
ILLINOIS NATIONAL INS CO.	IL	23817	(312)930-5300	55,270,711	382,635	54,888,076	4,573,729	CW MT PI VE
IMERICA LIFE AND HEALTH INS CO	AR	63533	(813)286-7533	4,007,768	388,380	3,619,388	52,053	DI LI
IMPERIAL CASUALTY AND INDEMNITY CO	OK	11487	(214)618-6900	23,333,420	12,468,912	10,864,508	0	CW DI MT PI SU
INDEMNITY CO OF CALIFORNIA	CA	25550	(714)263-3300	19,852,828	9,303,070	10,549,758	227,840	SU
INDEMNITY INS CO OF NORTH AMERICA	PA	43575	(215)640-1000	325,950,819	232,029,326	93,921,493	3,591,320	CW DI MT PI SU VE
INDEMNITY NATIONAL INS CO	MS	18468	(865)934-4360	13,824,456	1,108,674	12,715,782	0	CI MT PI SU VE
INDEPENDENCE AMERICAN INS CO	DE	26581	(212)355-4141	62,840,390	22,062,630	40,777,760	670	CI PI
INDEPENDENCE LIFE AND ANNUITY CO	RI	64602	(781)237-6030	171,919,732	120,661,804	51,257,928	0	DI LI VA VL
INDEPENDENCE ONE LIFE INS CO	AZ	89621	(248)816-4816	2,881,323	468,990	2,412,332	0	LR
INDEPENDENT INNOVATIVE CAPTIVE INS CO, INC.	AZ	---		Financial Information Not Available				CP
INDEPENDENT ORDER OF FORESTERS, THE (U.S. BRANCH)	CANADA	58068	(416)429-3000	2,826,257,659	2,476,523,370	349,734,289	5,587,601	DI LI
INDIANA LUMBERMENS MUTUAL INS CO	IN	14265	(317)875-3600	123,270,828	81,046,721	42,224,108	897,200	CW MT PI SU VE
INDIANAPOLIS LIFE INS CO	IN	64645	(515)362-3600	3,485,020,582	3,288,756,319	196,264,263	19,527,698	DI LI VA

Company Names: CO = COMPANY CORP = CORPORATION INS = INSURANCE RRG = RISK RETENTION GROUP
 Authorized Lines: CE = CERTIFICATE OF EXEMPTION (WITH LINES OF AUTHORITY)
 CI = CASUALTY CP = CAPTIVE INSURER CW = CASUALTY WITH WORKERS' COMPENSATION DI = DISABILITY DS = DENTAL SERVICE
 HC = HEALTH CARE SERVICES ORGANIZATION HS = HOSPITAL SERVICE LC = LIFE CARE PROVIDER LP = LIFE CARE PROVIDER PROVISIONAL PERMIT
 LI = LIFE LR = LIFE AND DISABILITY REINSURANCE MG = MORTGAGE GUARANTY MR = MECHANICAL REIMBURSEMENT REINSURANCE MS = MEDICAL SERVICE
 MT = MARINE AND TRANSPORTATION OS = OPTOMETRIC SERVICE PD = PREPAID DENTAL PLAN PI = PROPERTY PL = PREPAID LEGAL
 RG = DOMESTIC RISK RETENTION GROUP SU = SURETY TI = TITLE UR = UNAFFILIATED CREDIT LIFE AND DISABILITY REINSURANCE VA = VARIABLE ANNUITY
 VE = VEHICLE VL = VARIABLE LIFE

Financial information is as of 12/31/2006 unless alternative fiscal year end is indicated.
 † Fiscal year financial information due August 1 or November 1, 2007 pursuant to A.R.S. § 20-1083.
 ‡ Financial information was not required during this period or is not available due to regulatory action or notification of merger or withdrawal.
 * DBA (Doing Business As)
 ** Life Care Facility

INSURERS AUTHORIZED IN ARIZONA AS OF DECEMBER 31, 2006 - (continued)

NAME	DOMICILE	NAIC #	TELEPHONE	ASSETS	LIABILITIES	CAPITAL & SURPLUS	ARIZONA PREMIUMS	AUTHORIZED LINES	
INDIVIDUAL ASSURANCE CO, LIFE, HEALTH & ACCIDENT	MO	81779	(913)432-1451	44,983,125	33,673,166	11,309,959	1,892	DI LI	
INDUSTRIAL-ALLIANCE PACIFIC LIFE INS CO	CANADA	84514	(604)734-1667	343,701,710	320,155,035	23,546,681	1,877,765	DI LI	
INFINITY AUTO INS CO	OH	11738	(972)501-8300	16,334,644	6,590,977	9,743,667	17,290	CI DI MT PI SU VE	
INFINITY INS CO	IN	22268	(205)870-4000	1,596,370,374	1,103,514,087	492,856,287	15,531,204	CI MT PI VE	
INFINITY NATIONAL INS CO	IN	10068	(205)870-4000	6,465,173	1,173,904	5,291,269	308,201	CI PI VE	
INFINITY PREMIER INS CO	IN	37001	(205)870-4000	6,670,645	1,097,882	5,572,763	23,520	VE	
INFINITY SAFEGUARD INS CO	OH	16802	(205)870-4000	6,857,003	1,454,906	5,402,097	122,826	VE	
INFINITY SECURITY INS CO	IN	38873	(205)870-4000	7,874,287	1,399,314	6,474,973	339,320	CI PI VE	
INFINITY SELECT INS CO	IN	20260	(205)870-4000	7,485,873	1,904,391	5,581,482	11,940,250	VE	
INFINITY SPECIALTY INS CO	OH	31925	(205)870-4000	9,533,039	1,210,708	8,322,331	0	CI PI VE	
INFINITY STANDARD INS CO	IN	12599	(205)870-4000	28,252,427	19,493,685	8,758,742	925,801	CI MT PI SU VE	
ING LIFE INS AND ANNUITY CO	CT	86509	(770)980-5100	63,590,646,950	62,155,790,252	1,434,856,698	56,200,365	DI LI VA VL	
ING USA ANNUITY AND LIFE INS CO	IA	80942	(770)980-5100	61,524,347,886	59,863,600,579	1,660,747,307	258,093,606	DI LI VA VL	
INLAND INS CO	NE	23264	(402)435-4302	182,029,962	50,599,395	131,430,567	0	SU	
INNOVATIVE PHYSICIAN SOLUTIONS, A RRG	AZ	12320		2,514,456	872,817	1,641,639	0	RG	
INSTIL HEALTH INS CO	SC	12168	(803)763-6600	26,081,378	17,195,074	8,886,303	0	DI	
INSURA PROPERTY AND CASUALTY INS CO	IL	38806	(972)728-6300	41,217,740	16,645,384	24,572,355	0	CI MT PI SU VE	
INSURANCE CO OF ILLINOIS	IL	26700	(206)545-5000	31,631,067	1,309,178	30,321,889	0	CI DI MT PI SU VE	
INSURANCE CO OF NORTH AMERICA	PA	22713	(215)640-1000	628,630,387	453,657,133	174,973,254	18,778	CW DI MT PI SU VE	
INSURANCE CO OF THE STATE OF PENNSYLVANIA, THE	PA	19429	(212)770-7000	4,343,795,678	2,822,005,326	1,521,790,352	47,625,059	CW DI MT PI SU VE	
INSURANCE CO OF THE WEST	CA	27847	(858)350-2400	845,856,930	392,553,343	453,303,587	1,629,861	CW MT PI SU VE	
INSURANCE CORP OF HANNOVER	IL	37257	<i>Name changed 7/1/06, now known as PRAETORIAN INS CO</i>						
INSURANCE CORP OF NEW YORK, THE	NY	18341	(203)705-2500	101,000,702	190,386,290	(89,385,588)	0	SUSPENDED	
INTEGON INDEMNITY CORP	NC	22772	(336)770-2000	82,732,207	38,177,610	44,554,597	1,717,714	CI PI SU VE	
INTEGON NATIONAL INS CO	NC	29742	(910)770-2000	217,436,016	134,535,606	82,900,410	687,596	CI MT PI VE	
INTEGRITY LIFE INS CO	OH	74780	(513)629-1800	4,648,997,281	4,310,624,307	338,372,974	12,295,745	DI LI VA	
INTERNATIONAL BUSINESS & MERCANTILE REASSURANCE CO	IL	24139	<i>Name changed 6/15/06, now known as OLD REPUBLIC GENERAL INS CORP</i>						
INTERNATIONAL FIDELITY INS CO	NJ	11592	(201)624-7200	149,565,807	76,318,974	73,246,833	887,150	SU	
INTERNATIONAL LIFE INS CO	AZ	---	(309)662-8797	Financial Information Not Available †				UR	
INTERSTATE INDEMNITY CO	IL	22837	(415)899-2000	139,782,790	73,830,849	65,951,941	(14,521)	CI MT PI VE	
INTRAMERICA LIFE INS CO	NY	64831	(631)357-8923	45,989,824	33,984,766	12,005,058	9,572	DI LI	
INTREPID INS CO	MI	10749	(248)427-2557	38,781,020	16,835,929	21,945,091	318,988	CI MT PI SU VE	
INVERNESS INS CO	AZ	12176	(972)664-7000	1,614,139	22,168	1,591,971	0	CI MT PI VE	
INVESTORS GROWTH LIFE INS CO	AZ	85944	(612)439-7098	15,291,183	9,548,728	5,742,455	0	LR	
INVESTORS GUARANTY LIFE INS CO	CA	64890	(203)459-6000	7,824,692	192,468	7,632,224	2,142	DI LI	
INVESTORS HERITAGE LIFE INS CO	KY	64904	(502)223-2361	336,726,971	318,247,862	18,479,108	32,525	DI LI	
INVESTORS INS CORP	DE	64939	(904)260-6990	248,015,862	225,694,241	22,321,621	3,261,223	DI LI	
INVESTORS TITLE INS CO	NC	50369	(919)968-2200	109,083,311	54,432,256	54,651,055	0	TI	
IOWA FIDELITY LIFE INS CO	AZ	87475	(319)363-5400	3,464,823	359,384	3,105,439	0	LR	

Company Names: **CO** = COMPANY **CORP** = CORPORATION **INS** = INSURANCE **RRG** = RISK RETENTION GROUP
 Authorized Lines: **CE** = CERTIFICATE OF EXEMPTION (WITH LINES OF AUTHORITY)
CI = CASUALTY **CP** = CAPTIVE INSURER **CW** = CASUALTY WITH WORKERS' COMPENSATION **DI** = DISABILITY **DS** = DENTAL SERVICE
HC = HEALTH CARE SERVICES ORGANIZATION **HS** = HOSPITAL SERVICE **LC** = LIFE CARE PROVIDER **LP** = LIFE CARE PROVIDER PROVISIONAL PERMIT
LI = LIFE **LR** = LIFE AND DISABILITY REINSURANCE **MG** = MORTGAGE GUARANTY **MR** = MECHANICAL REIMBURSEMENT REINSURANCE **MS** = MEDICAL SERVICE
MT = MARINE AND TRANSPORTATION **OS** = OPTOMETRIC SERVICE **PD** = PREPAID DENTAL PLAN **PI** = PROPERTY **PL** = PREPAID LEGAL
RG = DOMESTIC RISK RETENTION GROUP **SU** = SURETY **TI** = TITLE **UR** = UNAFFILIATED CREDIT LIFE AND DISABILITY REINSURANCE **VA** = VARIABLE ANNUITY
VE = VEHICLE **VL** = VARIABLE LIFE

Financial information is as of 12/31/2006 unless alternative fiscal year end is indicated.

† Fiscal year financial information due August 1 or November 1, 2007 pursuant to A.R.S. § 20-1083.

‡ Financial information was not required during this period or is not available due to regulatory action or notification of merger or withdrawal.

* DBA (Doing Business As)

** Life Care Facility

INSURERS AUTHORIZED IN ARIZONA AS OF DECEMBER 31, 2006 - (continued)

NAME	DOMICILE	NAIC #	TELEPHONE	ASSETS	LIABILITIES	CAPITAL & SURPLUS	ARIZONA PREMIUMS	AUTHORIZED LINES
IOWA-MIDWEST INS CO	AZ	---	(515)286-4300	Financial Information Not Available †				UR
IRONWOOD INS CO	FY Ending 01/31/2006 AZ	---		Financial Information Not Available				CP
J.M.I.C. LIFE INS CO	FL	89958	(954)429-2333	239,019,154	158,514,609	80,504,545	462,333	DI LI
JACKSON NATIONAL LIFE INS CO	MI	65056	(517)381-5500	66,835,657,480	63,158,760,994	3,676,896,486	182,046,042	DI LI VA VL
JAMESTOWN INS CO, A RRG	SC	11589	(843)766-2327	5,946,695	3,665,792	2,280,903	51,410	CI VE
JEFFERSON INS CO	NY	11630	(415)899-2000	130,081,302	30,687,094	99,394,208	0	CI DI MT PI VE
JEFFERSON NATIONAL LIFE INS CO	TX	64017	(502)587-7626	1,675,872,493	1,634,807,849	41,064,644	1,529,148	DI LI VA VL
JEFFERSON PILOT FINANCIAL INS CO	NE	70254	(336)691-3000	12,689,403,147	11,617,850,926	1,071,552,221	35,878,518	DI LI VA VL
JEFFERSON PILOT LIFEAMERICA INS CO	NJ	62057	(603)226-5000	1,416,096,857	1,347,270,535	68,826,322	2,004,251	DI LI
JEFFERSON STANDARD LIFE INS CO	NC	94072	(336)691-3000	9,457,543	666,301	8,791,242	0	DI LI
JEFFERSON-PILOT LIFE INS CO	NC	67865	(910)691-3000	17,744,020,413	16,971,152,705	772,867,708	26,506,124	DI LI
JEWELERS MUTUAL INS CO	WI	14354	(920)725-4326	184,417,398	77,015,359	107,402,040	1,491,192	CI MT PI SU
JLH INS CORP	AZ	---		Financial Information Not Available				CP
JMP CAPTIVE INS, INC.	AZ	---		Financial Information Not Available				CP
JOHN ALDEN LIFE INS CO	WI	65080	(414)271-3011	540,572,637	437,971,370	102,601,266	21,276,470	DI LI
JOHN HANCOCK LIFE INS CO	MA	65099	(617)572-6000	71,776,172,713	68,183,900,359	3,592,272,354	36,081,969	DI LI VA VL
JOHN HANCOCK LIFE INS CO (U.S.A.)	MI	65838	(617)572-6000	108,335,351,818	106,908,885,203	1,426,466,615	300,609,989	DI LI VA VL
JOHN HANCOCK VARIABLE LIFE INS CO	MA	90204	(617)572-6000	15,050,988,875	14,374,507,435	676,481,440	15,482,487	DI LI VA VL
KANAWHA INS CO	SC	65110	(803)283-5300	608,840,427	536,556,652	72,283,775	1,795,110	DI LI
KANSAS BANKERS SURETY CO, THE	KS	15962	(785)228-0000	158,570,744	29,306,101	129,264,643	80,725	CI SU
KANSAS CITY LIFE INS CO	MO	65129	(816)753-7000	3,314,089,339	2,942,323,165	371,766,174	4,870,599	DI LI VA VL
KELLEY LIFE INS CO	AZ	---	(480)607-1602	Financial Information Not Available †				UR
KEMPER CASUALTY INS CO	IL	27138	(847)320-2000	45,404,475	16,908,360	28,496,115	0	CW DI MT PI SU VE
KEMPER INDEPENDENCE INS CO	IL	10914	(904)245-5600	104,766,384	85,673,022	19,093,362	0	CI MT PI VE
KEMPER INVESTORS LIFE INS CO	IL	90557	(206)232-8400	16,589,795,875	16,367,339,203	222,456,672	2,858,946	DI LI VA VL
KEY BANK LIFE INS, LTD.	AZ	85324	(602)254-5866	27,546,845	6,117,555	21,429,289	0	LR
KEY LIFE INS CO	IN	86843	(317)231-2700	37,278,106	35,092,726	2,185,380	0	LI
KEYSTONE STATE LIFE INS CO	PA	90344	(847)402-5000	55,824,918	39,048,820	16,776,098	58,634	LI
KLEIN LIFE INS CO	AZ	---	(480)607-1602	Financial Information Not Available †				UR
KNIGHTS OF COLUMBUS	CT	58033	(203)752-4000	12,986,336,963	11,303,519,233	1,682,817,730	7,139,042	DI LI
LA LOMA VILLAGE **	AZ	---	(623)537-7500	48,985,580	57,984,006	(8,998,426)	0	LC
LAFAYETTE LIFE INS CO, THE	IN	65242	(765)477-7411	1,806,949,888	1,689,526,526	117,423,362	5,289,757	DI LI
LANCER INS CO	IL	26077	(516)431-4441	549,173,453	452,195,594	96,977,859	3,676,619	CI MT PI SU VE
LAND TITLE INS CORP	CO	50002	(303)321-1880	14,915,854	4,648,887	10,266,967	0	TI
LANDCAR CASUALTY CO	UT	37109	(801)563-4100	8,120,580	5,078,705	3,041,875	499,661	CI
LANDCAR LIFE INS CO	UT	92274	(801)563-4100	34,194,506	14,294,655	19,899,851	708,660	DI LI
LANDMARK INS CO	CA	35637	(212)770-7000	357,839,676	244,612,005	113,227,671	0	CI MT PI SU VE
LAURIER INDEMNITY CO	WI	35246	(414)908-8606	25,567,078	9,658,336	15,908,742	0	CW SU
LAWYERS TITLE INS CORP	NE	50024	(804)267-8000	695,922,438	477,921,207	218,001,231	66,451,110	TI

Company Names: CO = COMPANY CORP = CORPORATION INS = INSURANCE RRG = RISK RETENTION GROUP
 Authorized Lines: CE = CERTIFICATE OF EXEMPTION (WITH LINES OF AUTHORITY)
 CI = CASUALTY CP = CAPTIVE INSURER CW = CASUALTY WITH WORKERS' COMPENSATION DI = DISABILITY DS = DENTAL SERVICE
 HC = HEALTH CARE SERVICES ORGANIZATION HS = HOSPITAL SERVICE LC = LIFE CARE PROVIDER LP = LIFE CARE PROVIDER PROVISIONAL PERMIT
 LI = LIFE LR = LIFE AND DISABILITY REINSURANCE MG = MORTGAGE GUARANTY MR = MECHANICAL REIMBURSEMENT REINSURANCE MS = MEDICAL SERVICE
 MT = MARINE AND TRANSPORTATION OS = OPTOMETRIC SERVICE PD = PREPAID DENTAL PLAN PI = PROPERTY PL = PREPAID LEGAL
 RG = DOMESTIC RISK RETENTION GROUP SU = SURETY TI = TITLE UR = UNAFFILIATED CREDIT LIFE AND DISABILITY REINSURANCE VA = VARIABLE ANNUITY
 VE = VEHICLE VL = VARIABLE LIFE

Financial information is as of 12/31/2006 unless alternative fiscal year end is indicated.
 † Fiscal year financial information due August 1 or November 1, 2007 pursuant to A.R.S. § 20-1083.
 ‡ Financial information was not required during this period or is not available due to regulatory action or notification of merger or withdrawal.
 * DBA (Doing Business As)
 ** Life Care Facility

INSURERS AUTHORIZED IN ARIZONA AS OF DECEMBER 31, 2006 - (continued)

NAME	DOMICILE	NAIC #	TELEPHONE	ASSETS	LIABILITIES	CAPITAL & SURPLUS	ARIZONA PREMIUMS	AUTHORIZED LINES
LEADER INS CO	OH	11738	Name changed 1/17/06, now known as INFINITY AUTO INS CO					
LEAFRE REINSURANCE CO	AZ	60032	(212)967-8600	1,201,119	133,184	1,067,935	0	LR
LEHMAN INS CO	AZ	40037	(212)320-7447	23,772,369	3,887,558	19,884,811	0	SU
LENDERS PROTECTION ASSURANCE CO RRG	NE	11500	(888)453-5125	2,346,516	122,579	2,223,937	9,064	CI
LEWER LIFE INS CO	MO	71595	(816)753-4390	26,886,957	19,786,339	7,100,618	0	DI LI
LEWIS & CLARK LTC RRG, INC.	NV	11947	(678)781-2400	6,940,008	4,995,645	1,944,363	0	CI
LEXINGTON NATIONAL INS CORP	MD	37940	(410)625-0800	38,369,882	28,313,128	10,056,754	38,499	SU
LEXON INS CO	TX	13307	(502)253-6500	69,490,278	32,180,586	37,309,693	2,135,062	SU
LIBERTY AMERICAN SELECT INS CO	FL	32760	(727)546-8911	42,475,033	16,813,450	25,661,583	0	CI PI
LIBERTY BANKERS LIFE INS CO	OK	68543	(800)745-4927	419,468,329	387,988,670	31,479,659	2,414,187	DI LI
LIBERTY INS CORP	IL	42404	(617)357-9500	1,850,482,043	1,520,802,632	329,679,411	16,029,254	CW MT PI VE
LIBERTY INS UNDERWRITERS INC.	NY	19917	(212)208-4200	117,980,703	41,888,695	76,092,008	3,945,082	CI MT PI SU VE
LIBERTY LIFE ASSURANCE CO OF BOSTON	MA	65315	(603)749-2600	10,457,191,093	10,007,868,435	449,322,658	7,864,706	DI LI VL
LIBERTY LIFE INS CO	SC	61492	(864)609-3600	3,770,945,564	3,502,441,939	268,503,625	10,880,465	DI LI VA VL
LIBERTY MUTUAL FIRE INS CO	WI	23035	(617)357-9500	3,420,760,390	2,507,229,875	913,530,515	111,484,126	CW DI MT PI SU VE
LIBERTY MUTUAL INS CO	MA	23043	(617)357-9500	29,920,012,089	19,967,883,060	9,952,129,029	34,163,332	CW DI MT PI SU VE
LIBERTY NATIONAL LIFE INS CO	AL	65331	(205)325-2722	4,926,694,788	4,248,907,370	677,787,418	3,303,223	DI LI
LIBERTY PERSONAL INS CO	MI	11746	(617)357-9500	24,036,877	2,328,528	21,708,349	0	CI DI MT PI SU VE
LIFE INS CO OF NORTH AMERICA	PA	65498	(215)761-6853	5,776,606,869	5,161,124,439	615,482,430	12,106,573	DI LI
LIFE INS CO OF THE SOUTHWEST	TX	65528	(214)638-7100	5,352,826,044	5,059,922,425	292,903,618	11,419,988	DI LI VA VL
LIFE INVESTORS INS CO OF AMERICA	IA	64130	(319)398-8511	10,306,216,547	9,672,324,738	633,891,809	13,351,180	DI LI VL
LIFE OF THE SOUTH INS CO	GA	97691	(904)350-9660	53,190,560	35,988,140	17,202,420	0	DI LI
LIFECARE ASSURANCE CO	AZ	91898	(818)887-4436	484,598,604	441,780,818	42,817,786	0	DI LI
LIFERE INS CO	TX	66613	(210)357-1000	18,380,379	6,565,184	11,815,195	0	DI LI
LIFEWISE ASSURANCE CO	WA	94188	(425)918-4000	62,831,047	28,449,089	34,381,958	347,911	DI LI
LIFEWISE HEALTH PLAN OF ARIZONA, INC.	WA	65105	(480)425-2300	27,519,227	16,676,121	10,843,106	44,122,349	DI LI
LINCOLN BENEFIT LIFE CO	NE	65595	(847)402-5000	3,448,631,175	3,174,219,510	274,411,664	84,891,374	DI LI VA VL
LINCOLN GENERAL INS CO	PA	33855	(717)757-0000	466,101,357	332,900,727	133,200,630	22,621,778	CW MT PI SU VE
LINCOLN HERITAGE LIFE INS CO	IL	65927	(602)957-1650	549,255,803	459,917,613	89,338,190	3,455,602	DI LI
LINCOLN MEMORIAL LIFE INS CO	TX	69833	(512)328-0075	132,400,483	120,269,707	12,130,776	428,153	DI LI
LINCOLN MUTUAL LIFE AND CASUALTY INS CO	ND	65641	(800)325-6915	32,225,328	22,199,384	10,025,944	9,784	DI LI
LINCOLN NATIONAL LIFE INS CO, THE	IN	65676	(219)455-2000	106,799,101,564	103,763,759,803	3,035,341,761	287,199,292	DI LI VA VL
LIVINGSTON LIFE INS CO	AZ	---	(602)254-5866	Financial Information Not Available †				UR
LM GENERAL INS CO	DE	36447	(617)357-5900	15,508,853	10,107,503	5,401,350	(9,221)	CI DI MT PI VE
LM INS CORP	IA	33600	(617)357-9500	67,188,909	48,207,641	18,981,268	755,457	CW DI MT PI SU VE
LM PERSONAL INS CO	DE	36439	(617)357-9500	10,692,208	4,897,776	5,794,432	0	CW DI MT PI VE
LM PROPERTY AND CASUALTY INS CO	IN	32352	(617)357-5900	355,438,618	197,963,976	157,474,642	(6,909)	CW DI MT PI SU VE
LONDON LIFE REINSURANCE CO	PA	76694	(215)542-7200	1,558,651,245	1,487,271,333	71,379,912	0	DI LI
LOYA INS CO	TX	11198	(915)590-5692	183,561,265	79,716,147	103,845,118	0	CI DI MT PI SU VE

Company Names: **CO** = COMPANY **CORP** = CORPORATION **INS** = INSURANCE **RRG** = RISK RETENTION GROUP
 Authorized Lines: **CE** = CERTIFICATE OF EXEMPTION (WITH LINES OF AUTHORITY)
CI = CASUALTY **CP** = CAPTIVE INSURER **CW** = CASUALTY WITH WORKERS' COMPENSATION **DI** = DISABILITY **DS** = DENTAL SERVICE
HC = HEALTH CARE SERVICES ORGANIZATION **HS** = HOSPITAL SERVICE **LC** = LIFE CARE PROVIDER **LP** = LIFE CARE PROVIDER PROVISIONAL PERMIT
LI = LIFE **LR** = LIFE AND DISABILITY REINSURANCE **MG** = MORTGAGE GUARANTY **MR** = MECHANICAL REIMBURSEMENT REINSURANCE **MS** = MEDICAL SERVICE
MT = MARINE AND TRANSPORTATION **OS** = OPTOMETRIC SERVICE **PD** = PREPAID DENTAL PLAN **PI** = PROPERTY **PL** = PREPAID LEGAL
RG = DOMESTIC RISK RETENTION GROUP **SU** = SURETY **TI** = TITLE **UR** = UNAFFILIATED CREDIT LIFE AND DISABILITY REINSURANCE **VA** = VARIABLE ANNUITY
VE = VEHICLE **VL** = VARIABLE LIFE

Financial information is as of 12/31/2006 unless alternative fiscal year end is indicated.
 † Fiscal year financial information due August 1 or November 1, 2007 pursuant to A.R.S. § 20-1083.
 ‡ Financial information was not required during this period or is not available due to regulatory action or notification of merger or withdrawal.
 * DBA (Doing Business As)
 ** Life Care Facility

INSURERS AUTHORIZED IN ARIZONA AS OF DECEMBER 31, 2006 - (continued)

NAME	DOMICILE	NAIC #	TELEPHONE	ASSETS	LIABILITIES	CAPITAL & SURPLUS	ARIZONA PREMIUMS	AUTHORIZED LINES
LOYAL AMERICAN LIFE INS CO	OH	65722	(800)633-6752	434,856,076	389,501,878	45,354,198	895,331	DI LI
LOYAL CHRISTIAN BENEFIT ASSOCIATION	PA	56758	(814)453-4331	148,784,521	143,180,685	5,603,836	23,631	LI
LP CAPTIVE, INC.	AZ	---		Financial Information Not Available				CP
LUMBER MUTUAL INS CO	MA	14435	(508)872-8111	45,827,270	41,219,502	4,607,775	0	REHABILITATION
LUMBERMENS MUTUAL CASUALTY CO	IL	22977	(847)320-2000	2,136,458,926	1,962,866,314	173,592,612	37,308	CW DI MT PI SU VE
LUMBERMEN'S UNDERWRITING ALLIANCE	MO	23108	(561)994-1900	362,917,259	262,336,999	100,580,260	2,156,022	CW MT PI SU VE
LYNDON PROPERTY INS CO	MO	35769	(636)536-5600	434,618,512	309,492,598	125,125,914	5,270,591	CI DI MT PI SU VE
LYNDON SOUTHERN INS CO	LA	10051	(904)350-9660	11,092,921	4,530,094	6,562,827	0	CI DI MT PI SU VE
M & I INS CO OF ARIZONA, INC.	AZ	98981	(414)298-2933	4,723,117	805,956	3,917,161	0	LR
M&T LIFE INS CO	AZ	91111	(602)254-5866	32,148,486	7,802,786	24,345,700	0	LR
MADISON NATIONAL LIFE INS CO, INC.	WI	65781	(608)238-2691	755,051,104	628,636,764	126,414,340	2,743,734	DI LI
MAGELLAN LIFE INS CO	DE	97292	(314)387-5602	5,096,404	715,505	4,380,899	0	DI LI
MAJESTIC INS CO	CA	42269	(415)777-5557	184,931,580	131,720,411	53,211,170	434,607	CW
MAMSI LIFE AND HEALTH INS CO	MD	60321	(301)309-2863	174,185,822	77,089,028	97,096,794	0	DI LI
MANHATTAN LIFE INS CO, THE	NY	65870	(713)529-0045	362,538,757	327,773,222	34,765,536	227,712	DI LI
MANHATTAN NATIONAL LIFE INS CO	IL	67083	(513)357-3300	254,980,275	222,784,181	32,196,094	521,515	DI LI
MANUFACTURERS ALLIANCE INS CO	PA	36897	(610)397-5000	191,523,095	132,688,031	58,835,064	149,408	CW DI MT PI SU VE
MANULIFE INS CO	DE	93610	(617)572-6000	545,707,687	427,065,935	118,641,752	54,561	DI LI VL
MARATHON FINANCIAL INS CO, INC. A RRG	SC	11117	(618)628-3090	10,819,040	7,680,286	3,138,754	0	CI
MARICOPA CAPTIVE INS CO, INC.	FY Ending 03/31/2006 AZ	---		Financial Information Not Available				CP
MARKEL AMERICAN INS CO	VA	28932	(804)527-2700	403,368,773	294,657,697	108,711,076	6,737,907	CI MT PI VE
MARKEL INS CO	IL	38970	(800)431-1270	614,720,963	484,535,540	130,185,423	3,291,465	CW DI MT PI SU VE
MARQUETTE INDEMNITY & LIFE INS CO	AZ	87394	(602)254-5866	11,102,469	5,032,216	6,070,253	0	DI LI
MARQUETTE NATIONAL LIFE INS CO	TX	71072	(407)628-1776	17,657,673	11,833,222	5,824,451	609,099	DI LI
MARYLAND CASUALTY CO	MD	19356	(847)605-6000	514,130,378	109,272,613	404,857,765	12,904,185	CW DI MT PI SU VE
MASSACHUSETTS BAY INS CO	NH	22306	(508)853-7200	21,909,304	7,071	21,902,233	819,602	CW MT PI VE
MASSACHUSETTS MUTUAL LIFE INS CO	MA	65935	(413)788-8411	109,220,586,803	102,193,744,751	7,026,842,052	79,419,634	DI LI VA VL
MAXUM CASUALTY INS CO	GA	10784	(678)597-4500	11,114,635	2,159,443	8,955,192	1,311,595	CI MT PI SU VE
MAYFLOWER NATIONAL LIFE INS CO	IN	87750	(504)561-7700	347,639,121	291,439,896	56,199,225	836,653	DI LI
MBIA INS CORP. OF ILLINOIS	IL	23825	(914)273-4545	181,949,050	1,658,308	180,290,742	0	CI MT SU
MBIA INS CORP	NY	12041	(914)273-4545	10,952,319,309	6,871,687,447	4,080,631,862	4,169,794	SU
MCCARTHY LIFE INS CO	AZ	---	(847)572-6864	Financial Information Not Available †				UR
MEDAMERICA INS CO	PA	69515	(412)919-8114	367,739,816	334,548,402	33,191,416	724,785	DI LI
MEDAMERICA MUTUAL RRG, INC.	HI	26257	(925)949-0101	30,890,249	19,823,726	11,066,523	474,075	CI
MEDCO CONTAINMENT LIFE INS CO	PA	63762	(201)269-3400	191,763,842	147,611,054	44,152,788	1,157,899	DI LI
MEDICAL ASSURANCE CO, INC., THE	AL	33391	(205)877-4400	1,720,534,720	1,291,399,227	429,135,493	0	CI
MEDICAL INS EXCHANGE OF CALIFORNIA	CA	32433	(510)428-9411	339,723,472	216,941,087	122,782,385	0	CI
MEDICAL MANAGEMENT CAPTIVE INS CO	AZ	---		Financial Information Not Available				CP
MEDICAL PROTECTIVE CO, THE	IN	11843	(219)485-9622	1,703,798,855	1,057,913,866	645,884,989	9,749,754	CI

Company Names: CO = COMPANY CORP = CORPORATION INS = INSURANCE RRG = RISK RETENTION GROUP
 CE = CERTIFICATE OF EXEMPTION (WITH LINES OF AUTHORITY)
 Authorized Lines: CI = CASUALTY CP = CAPTIVE INSURER CW = CASUALTY WITH WORKERS' COMPENSATION DI = DISABILITY DS = DENTAL SERVICE
 HC = HEALTH CARE SERVICES ORGANIZATION HS = HOSPITAL SERVICE LC = LIFE CARE PROVIDER LP = LIFE CARE PROVIDER PROVISIONAL PERMIT
 LI = LIFE LR = LIFE AND DISABILITY REINSURANCE MG = MORTGAGE GUARANTY MR = MECHANICAL REIMBURSEMENT REINSURANCE MS = MEDICAL SERVICE
 MT = MARINE AND TRANSPORTATION OS = OPTOMETRIC SERVICE PD = PREPAID DENTAL PLAN PI = PROPERTY PL = PREPAID LEGAL
 RG = DOMESTIC RISK RETENTION GROUP SU = SURETY TI = TITLE UR = UNAFFILIATED CREDIT LIFE AND DISABILITY REINSURANCE VA = VARIABLE ANNUITY
 VE = VEHICLE VL = VARIABLE LIFE

Financial information is as of 12/31/2006 unless alternative fiscal year end is indicated.
 † Fiscal year financial information due August 1 or November 1, 2007 pursuant to A.R.S. § 20-1083.
 ‡ Financial information was not required during this period or is not available due to regulatory action or notification of merger or withdrawal.
 * DBA (Doing Business As)
 ** Life Care Facility

INSURERS AUTHORIZED IN ARIZONA AS OF DECEMBER 31, 2006 - (continued)

NAME	DOMICILE	NAIC #	TELEPHONE	ASSETS	LIABILITIES	CAPITAL & SURPLUS	ARIZONA PREMIUMS	AUTHORIZED LINES
MEDICAL SAVINGS INS CO	IN	74217	(317)329-8222	51,756,942	45,955,382	5,801,560	14,896	DI LI
MEDICO INS CO	NE	31119	(402)391-6900	308,119,162	276,878,010	31,241,153	2,885,944	DI
MEDICO LIFE INS CO	NE	71471	(402)391-6900	135,876,336	117,453,443	18,422,893	590,554	DI LI
MEDMARC CASUALTY INS CO	VT	22241	(703)273-1995	112,696,469	70,862,487	41,833,982	1,407,659	CI MT SU VE
MEGA LIFE AND HEALTH INS CO, THE	OK	97055	(817)255-3100	1,112,324,672	750,132,259	362,192,413	27,987,698	DI LI
MEMBERS LIFE INS CO	WI	86126	(608)238-5851	780,096,605	750,585,928	29,510,677	22,203	DI LI
MEMBERSELECT INS CO	MI	21229	(313)336-1234	223,550,903	91,726,552	131,824,352	0	CI MT PI SU VE
MEMIC INDEMNITY CO	NH	11030	(603)695-6601	123,442,358	72,384,853	51,057,505	0	CW
MEMORIAL CAPTIVE INS CO	AZ	---		Financial Information Not Available				CP
MENDAKOTA INS CO	MN	22454	(651)688-4100	22,126,104	12,094,497	10,031,607	0	CW MT PI SU VE
MENDOTA INS CO	MN	33650	(651)310-4100	105,229,030	59,492,735	45,736,295	10,305,513	CI MT PI VE
MENLO LIFE INS CO	AZ	71749	(714)429-2610	2,850,791	50,000	0	0	SUSPENDED
MENNONITE MUTUAL AID ASSOCIATION	IN	57991	(219)533-9511	330,239,627	244,554,465	85,685,162	142,608	DI LI
MENTAL HEALTH RRG, INC.	VT	44237	(802)860-1958	14,350,180	8,391,023	5,959,157	319,778	CI
MERASTAR INS CO	IN	31968	(423)296-7400	83,733,234	59,513,062	24,220,172	646,714	CI MT PI VE
MERCANTILE LIFE INS CO	AZ	---	(602)439-4322	Financial Information Not Available †				UR
MERCHANTS BONDING CO (MUTUAL)	IA	14494	(515)243-8171	67,067,914	20,787,337	46,280,577	4,928,815	CI SU
MERCURY CASUALTY CO	CA	11908	(323)937-1060	2,336,258,732	1,051,986,457	1,284,272,275	30,134,664	CI MT PI VE
MERIDIAN CITIZENS MUTUAL INS CO	IN	10502	(317)931-7000	24,849,988	12,397,437	12,452,551	0	CI MT PI VE
MERIDIAN INS CO	AZ	---	Name changed 4/26/06, now known as PARAGON INS CO					
MERIDIAN SECURITY INS CO	IN	23353	(317)931-7000	95,002,371	16,151,404	78,850,967	0	CI MT PI VE
MERIT LIFE INS CO	IN	65951	(812)424-8031	1,042,442,825	380,135,924	662,306,901	1,302,808	DI LI
MERITPLAN INS CO	CA	24821	(949)222-8000	102,010,758	44,999,176	57,011,582	0	CI DI MT PI VE
MERRILL LYNCH LIFE INS CO	AR	79022	(609)274-5324	14,297,372,147	13,879,272,479	418,099,668	15,545,968	DI LI VA VL
METLIFE INS CO OF CONNECTICUT (LIFE DEPT.)	CT	87726	(860)308-1000	66,375,626,759	62,285,937,825	4,089,688,934	51,021,004	DI LI VA VL
METLIFE INS CO OF CONNECTICUT (ACCIDENT DEPT)	CT	39357	(860)308-1000	66,375,626,758	62,285,937,825	4,089,688,933	(711,904)	CW VE
METLIFE INVESTORS INS CO	MO	93513	(813)983-4100	11,341,828,955	11,057,867,450	283,961,505	27,039,105	DI LI VA VL
METLIFE INVESTORS USA INS CO	DE	61050	(813)801-2100	24,029,259,139	23,454,210,358	575,048,781	100,894,150	DI LI VA VL
METLIFE LIFE AND ANNUITY CO OF CONNECTICUT	CT	80950	(860)308-1000	19,454,674,070	18,714,603,501	740,070,569	8,723,457	DI LI VA VL
METROPOLITAN CASUALTY INS CO	RI	40169	(401)827-2563	46,364,205	1,088,036	45,276,170	33,416,944	CI MT PI VE
METROPOLITAN DIRECT PROPERTY AND CASUALTY INS CO.	RI	25321	(401)827-2400	24,141,446	469,918	23,671,529	2,388,294	CI DI MT PI SU VE
METROPOLITAN GENERAL INS CO	RI	39950	(401)827-2400	29,659,767	821,261	28,838,506	1,266,426	CI PI VE
METROPOLITAN GROUP PROPERTY AND CASUALTY INS CO.	RI	34339	(401)827-2563	381,523,803	121,951,187	259,572,608	20,522,067	CI DI MT PI VE
METROPOLITAN LIFE INS CO	NY	65978	(212)578-2211	280,557,488,204	271,359,949,377	9,197,538,827	779,939,344	DI LI VA VL
METROPOLITAN PROPERTY AND CASUALTY INS CO	RI	26298	(401)827-2563	5,305,099,235	3,454,517,473	1,850,581,761	20,061,948	CI DI MT PI SU VE
METROPOLITAN TOWER LIFE INS CO	DE	97136	(212)578-2211	7,261,999,014	6,219,166,236	1,042,832,778	2,210,253	DI LI
MGA INS CO, INC.	TX	40150	(972)629-4301	120,365,499	99,297,465	21,068,034	18,966,667	CI MT PI SU VE
MGIC ASSURANCE CORP	WI	22594	(414)347-6410	9,118,032	19,291	9,098,741	0	CI
MGIC CREDIT ASSURANCE CORP	WI	10682	(414)347-6480	45,128,800	6,320,504	38,808,296	0	MG

Company Names: CO = COMPANY CORP = CORPORATION INS = INSURANCE RRG = RISK RETENTION GROUP
 CE = CERTIFICATE OF EXEMPTION (WITH LINES OF AUTHORITY)
 Authorized Lines: CI = CASUALTY CP = CAPTIVE INSURER CW = CASUALTY WITH WORKERS' COMPENSATION DI = DISABILITY DS = DENTAL SERVICE
 HC = HEALTH CARE SERVICES ORGANIZATION HS = HOSPITAL SERVICE LC = LIFE CARE PROVIDER LP = LIFE CARE PROVIDER PROVISIONAL PERMIT
 LI = LIFE LR = LIFE AND DISABILITY REINSURANCE MG = MORTGAGE GUARANTY MR = MECHANICAL REIMBURSEMENT REINSURANCE MS = MEDICAL SERVICE
 MT = MARINE AND TRANSPORTATION OS = OPTOMETRIC SERVICE PD = PREPAID DENTAL PLAN PI = PROPERTY PL = PREPAID LEGAL
 RG = DOMESTIC RISK RETENTION GROUP SU = SURETY TI = TITLE UR = UNAFFILIATED CREDIT LIFE AND DISABILITY REINSURANCE VA = VARIABLE ANNUITY
 VE = VEHICLE VL = VARIABLE LIFE

Financial information is as of 12/31/2006 unless alternative fiscal year end is indicated.
 † Fiscal year financial information due August 1 or November 1, 2007 pursuant to A.R.S. § 20-1083.
 ‡ Financial information was not required during this period or is not available due to regulatory action or notification of merger or withdrawal.
 * DBA (Doing Business As)
 ** Life Care Facility

INSURERS AUTHORIZED IN ARIZONA AS OF DECEMBER 31, 2006 - (continued)

NAME	DOMICILE	NAIC #	TELEPHONE	ASSETS	LIABILITIES	CAPITAL & SURPLUS	ARIZONA PREMIUMS	AUTHORIZED LINES	
MGIC INDEMNITY CORP	WI	18740	(414)347-6410	22,752,780	472,604	22,280,176	1,451	MG	
MIAMI VALLEY INS CO, THE	AZ	93793	(414)454-6818	8,874,674	4,871,310	4,003,364	0	LR	
MIC GENERAL INS CORP	MI	38660	(314)493-8000	54,813,102	40,958,169	13,854,932	1,472,739	CI DI MT PI SU VE	
MIC PROPERTY AND CASUALTY INS CORP	MI	38601	(248)263-6909	166,717,693	116,725,942	49,991,752	(232,521)	CW MT PI SU VE	
MICHIGAN MILLERS MUTUAL INS CO	MI	14508	(517)482-6211	313,928,048	184,994,956	128,933,091	0	CI MT PI SU VE	
MID AMERICA INS CO	AZ	89869	(602)957-4647	1,940,425	361,367	1,579,059	0	LR	
MIDAMERICA LIFE INS CO	NE	67679	<i>Name changed 5/19/06, now known as AMERICAN REPUBLIC CORP INS CO</i>						
MID-CENTURY INS CO	CA	21687	(323)932-3200	3,198,083,569	2,587,485,969	610,597,600	93,443,768	CW DI MT PI SU VE	
MID-CONTINENT CASUALTY CO	OK	23418	(918)587-7221	876,228,423	583,403,608	292,824,815	938,281	CI MT PI SU VE	
MID-CONTINENT PREFERRED LIFE INS CO	OK	66001	(972)484-6063	9,254,924	5,779,913	3,475,011	0	REHABILITATION	
MIDDLESEX INS CO	WI	23434	(715)346-6000	623,576,521	413,603,303	209,973,219	417,319	CW DI MT PI SU VE	
MIDLAND NATIONAL LIFE INS CO	IA	66044	(605)335-5700	21,661,560,459	20,641,557,843	1,020,002,615	193,266,461	DI LI VA VL	
MID-SOUTH INS CO	NE	79987	<i>Name changed 3/17/06, now known as WORLD CORP INS CO</i>						
MID-STATES LIFE INS CO	AZ	---	(847)572-6864	Financial Information Not Available †				UR	
MIDSTATES REINSURANCE CORP	IL	20451	(937)428-6218	153,160,496	87,834,110	65,326,387	0	SUSPENDED	
MIDWEST EMPLOYERS CASUALTY CO	DE	23612	(636)449-7000	298,751,782	177,854,816	120,896,965	3,771,092	CW SU	
MIDWEST INS GROUP, INC., A RRG	AZ	11999		9,266,918	7,684,889	1,582,029	0	RG	
MID-WEST NATIONAL LIFE INS CO OF TENN.	TX	66087	(817)255-3100	409,610,244	267,299,088	142,311,156	10,774,997	DI LI	
MIDWEST PROVIDER INS CO, A RRG, INC.	AZ	12147		6,460,735	5,644,080	816,655	0	RG	
MIDWEST SECURITY LIFE INS CO	WI	79480	(608)783-7130	72,485,837	31,592,848	40,892,989	0	DI LI	
MIDWESTERN UNITED LIFE INS CO	IN	66109	(770)980-5100	251,988,728	157,284,653	94,704,075	93,527	DI LI	
MII LIFE, INCORPORATED	MN	61522	(651)662-8000	84,058,822	51,602,435	32,456,387	37,146	DI LI	
MILBANK INS CO	SD	41653	(614)464-5000	441,018,675	275,669,973	165,348,702	929,270	CI DI MT PI SU VE	
MILWAUKEE CASUALTY INS CO.	WI	26662	(262)207-8500	20,620,821	10,291,839	10,328,982	0	CI MT PI VE	
MILWAUKEE INS CO	WI	14591	(262)207-8500	49,559,853	17,273,107	32,286,746	0	CI MT PI VE	
MILWAUKEE SAFEGUARD INS CO	WI	40703	(262)207-8500	11,886,692	1,361,667	10,525,025	12,431	CI MT PI VE	
MINNESOTA LAWYERS MUTUAL INS CO	MN	42234	(612)341-4530	96,544,970	43,338,495	53,206,473	269,172	CI	
MINNESOTA LIFE INS CO	MN	66168	(651)665-3500	22,151,123,999	20,440,240,211	1,710,883,788	57,724,240	DI LI VA VL	
MINNETONKA LIFE INS CO	AZ	---	(847)572-6864	Financial Information Not Available †				UR	
MISSISSIPPI VALLEY LIFE INS CO	AZ	75396	(602)254-5866	6,437,449	114,458	6,322,991	0	LR	
MITSUI SUMITOMO INS CO OF AMERICA	NY	20362	(908)604-2900	670,201,634	480,152,059	190,049,576	2,157,045	CW DI MT PI SU VE	
MITSUI SUMITOMO INS USA INC.	NY	22551	(908)604-2900	100,552,976	53,097,775	47,455,201	415,397	CW MT PI SU VE	
MMA INS CO	IN	74209	(219)533-9511	20,579,732	7,837,747	12,741,985	0	DI LI	
MML BAY STATE LIFE INS CO	CT	70416	(413)788-8411	4,549,928,237	4,338,348,552	211,579,685	1,712,230	DI LI VA VL	
MOBILE USA INS CO	FL	32760	<i>Name changed 1/1/06, now known as LIBERTY AMERICAN SELECT INS CO</i>						
MODERN LIFE INS CO OF ARIZONA, INC.	AZ	88226	(513)943-7200	2,130,681	943,551	1,187,130	0	LR	
MODERN SERVICE INS CO	IL	23655	(309)821-3000	25,985,902	3,741,270	22,244,632	89	CI MT PI VE	
MODERN WOODMEN OF AMERICA	IL	57541	(309)786-6481	7,928,882,269	6,865,536,907	1,063,345,361	4,383,874	VA DI LI VL	
MOHAVE TRANSPORTATION INS CO	AZ	---		Financial Information Not Available				CP	

Company Names: **CO** = COMPANY **CORP** = CORPORATION **INS** = INSURANCE **RRG** = RISK RETENTION GROUP
 Authorized Lines: **CE** = CERTIFICATE OF EXEMPTION (WITH LINES OF AUTHORITY)
CI = CASUALTY **CP** = CAPTIVE INSURER **CW** = CASUALTY WITH WORKERS' COMPENSATION **DI** = DISABILITY **DS** = DENTAL SERVICE
HC = HEALTH CARE SERVICES ORGANIZATION **HS** = HOSPITAL SERVICE **LC** = LIFE CARE PROVIDER **LP** = LIFE CARE PROVIDER PROVISIONAL PERMIT
LI = LIFE **LR** = LIFE AND DISABILITY REINSURANCE **MG** = MORTGAGE GUARANTY **MR** = MECHANICAL REIMBURSEMENT REINSURANCE **MS** = MEDICAL SERVICE
MT = MARINE AND TRANSPORTATION **OS** = OPTOMETRIC SERVICE **PD** = PREPAID DENTAL PLAN **PI** = PROPERTY **PL** = PREPAID LEGAL
RG = DOMESTIC RISK RETENTION GROUP **SU** = SURETY **TI** = TITLE **UR** = UNAFFILIATED CREDIT LIFE AND DISABILITY REINSURANCE **VA** = VARIABLE ANNUITY
VE = VEHICLE **VL** = VARIABLE LIFE

Financial information is as of 12/31/2006 unless alternative fiscal year end is indicated.
 † Fiscal year financial information due August 1 or November 1, 2007 pursuant to A.R.S. § 20-1083.
 ‡ Financial information was not required during this period or is not available due to regulatory action or notification of merger or withdrawal.
 * DBA (Doing Business As)
 ** Life Care Facility

INSURERS AUTHORIZED IN ARIZONA AS OF DECEMBER 31, 2006 - (continued)

NAME	DOMICILE	NAIC #	TELEPHONE	ASSETS	LIABILITIES	CAPITAL & SURPLUS	ARIZONA PREMIUMS	AUTHORIZED LINES
MOLINA HEALTHCARE INS CO	OH	69647	(916)646-9193	9,344,007	709,476	8,634,531	16,327	DI LI
MONARCH LIFE INS CO	MA	66265	(413)784-2000	968,404,458	957,132,744	11,271,714	359,079	REHABILITATION
MONITOR LIFE INS CO OF NEW YORK	NY	81442	(315)797-5200	9,467,991	3,781,562	5,686,430	16,640	DI LI
MONTEREY INS CO	CA	23540	(831)649-1155	54,364,972	33,500,295	20,864,678	2,872,752	CI MT PI VE
MONUMENTAL GENERAL CASUALTY CO	DE	31232	<i>Name changed 1/13/06, now known as WORK FIRST CASUALTY CO</i>					
MONUMENTAL LIFE INS CO	MD	66281	(319)355-8511	19,898,104,945	19,022,125,261	875,979,684	17,543,525	DI LI VA
MONY LIFE INS CO	NY	66370	(212)314-5648	10,270,270,039	9,200,722,642	1,069,547,397	4,646,444	DI LI VA VL
MONY LIFE INS CO OF AMERICA	AZ	78077	(212)314-3813	6,004,780,385	5,723,528,695	281,251,690	4,780,299	DI LI VA VL
MORTGAGE GUARANTY INS CORP	WI	29858	(414)347-6480	7,364,303,289	5,814,624,431	1,549,678,858	31,231,453	MG
MOTOR CLUB OF IOWA INS CO	IA	11983	<i>Name changed 12/22/06, now known as AUTO CLUB PROPERTY-CASUALTY INS CO</i>					
MOTORS INS CORP	MI	22012	(248)263-6900	7,770,566,346	4,958,412,121	2,812,154,226	847,099	PI SU VE
MOTORSPORT LIFE INS CO	AZ	---	(847)572-6864	Financial Information Not Available †				UR
MOUNTAIN LIFE INS CO	TN	80020	(423)970-2800	12,144,625	8,672,322	3,472,303	0	DI LI
MOUNTAIN NATIONAL LIFE INS CO	AZ	---	(602)254-5866	Financial Information Not Available †				UR
MOUNTAIN WEST FARM BUREAU MUTUAL INS CO	WY	29440	(307)745-4835	326,581,385	149,897,081	176,684,304	1,298,150	CI PI VE
MSIIL CAPTIVE INS CO	AZ	---		Financial Information Not Available				CP
MTL INS CO	IL	66427	(630)990-1000	1,256,787,813	1,150,057,601	106,730,212	2,011,163	DI LI VL
MUNICH AMERICAN REASSURANCE CO	GA	66346	(770)394-5665	4,527,185,285	3,982,911,779	544,273,506	0	DI LI
MUNICH REINSURANCE AMERICA, INC.	DE	10227	(609)243-4200	17,207,194,585	13,433,287,204	3,773,907,382	0	CW DI MT PI SU VE
MUTUAL INS CO OF ARIZONA	AZ	32832	(602)956-5276	847,239,858	578,553,212	268,686,646	169,845,204	CI
MUTUAL OF AMERICA LIFE INS CO	NY	88668	(212)224-1600	12,437,899,386	11,625,961,132	811,938,254	14,959,136	DI LI VA VL
MUTUAL OF ENUMCLAW INS CO	WA	14761	(800)366-5551	528,540,125	336,312,300	192,227,825	0	CI MT PI VE
MUTUAL OF OMAHA INS CO	NE	71412	(402)342-7600	4,752,902,232	2,611,995,602	2,140,906,630	34,118,213	DI LI
MUTUAL PROTECTIVE INS CO	NE	31119	<i>Name changed 1/1/06, now known as MEDICO INS CO</i>					
MUTUAL SERVICE LIFE INS CO	MN	66419	(309)821-3000	346,065,269	290,086,471	55,978,798	55,126	DI LI VA
NATIONAL ALLIANCE INS CO	MO	30945	(314)493-8000	20,959,198	2,426	20,956,772	0	CI MT PI VE
NATIONAL AMERICAN INS CO	OK	23663	(405)258-4262	142,375,926	90,713,041	51,662,885	496,617	CW MT PI SU VE
NATIONAL AMERICAN INS CO OF CALIFORNIA	CA	23671	(562)279-1300	40,768,133	22,339,254	18,428,878	0	CW MT PI SU VE
NATIONAL BENEFIT LIFE INS CO	NY	61409	(212)615-7500	834,142,451	504,623,753	329,518,698	435,479	DI LI
NATIONAL CASUALTY CO	WI	11991	(480)365-4000	156,736,229	56,441,011	100,295,218	5,387,400	CI DI MT PI SU VE
NATIONAL CATHOLIC RRG, INC. (THE)	VT	10083	(802)651-3351	71,128,534	32,832,527	38,296,006	0	CI
NATIONAL CONTINENTAL INS CO	NY	10243	(440)461-5000	125,830,786	84,445,434	41,385,352	233,140	CI DI MT PI SU VE
NATIONAL CONTRACTORS INS CO, INC., A RRG	DC	12293	(843)810-1423	7,186,355	5,544,235	1,642,120	1,343,997	CI
NATIONAL FARMERS UNION LIFE INS CO	TX	66540	(816)391-2000	281,097,566	240,520,679	40,576,887	136,262	DI LI
NATIONAL FARMERS UNION PROPERTY AND CASUALTY CO	CO	16217	(303)337-5500	272,939,419	156,760,125	116,179,294	438,206	CW DI MT PI SU VE
NATIONAL FINANCIAL INS CO	TX	90956	(817)878-3300	8,558,954	6,406,623	2,152,331	87,374	DI LI
NATIONAL FIRE AND INDEMNITY EXCHANGE	MO	15679	(314)832-1118	13,393,197	7,210,640	6,182,558	126,852	CI MT PI
NATIONAL FIRE INS CO OF HARTFORD	IL	20478	(312)822-5000	210,224,252	33,165,744	177,058,508	8,960,611	CW DI MT PI SU VE
NATIONAL FOUNDATION LIFE INS CO	TX	98205	(817)878-3300	49,721,152	37,507,060	12,214,092	257,249	DI LI

Company Names: **CO** = COMPANY **CORP** = CORPORATION **INS** = INSURANCE **RRG** = RISK RETENTION GROUP
 Authorized Lines: **CE** = CERTIFICATE OF EXEMPTION (WITH LINES OF AUTHORITY)
CI = CASUALTY **CP** = CAPTIVE INSURER **CW** = CASUALTY WITH WORKERS' COMPENSATION **DI** = DISABILITY **DS** = DENTAL SERVICE
HC = HEALTH CARE SERVICES ORGANIZATION **HS** = HOSPITAL SERVICE **LC** = LIFE CARE PROVIDER **LP** = LIFE CARE PROVIDER PROVISIONAL PERMIT
LI = LIFE **LR** = LIFE AND DISABILITY REINSURANCE **MG** = MORTGAGE GUARANTY **MR** = MECHANICAL REIMBURSEMENT REINSURANCE **MS** = MEDICAL SERVICE
MT = MARINE AND TRANSPORTATION **OS** = OPTOMETRIC SERVICE **PD** = PREPAID DENTAL PLAN **PI** = PROPERTY **PL** = PREPAID LEGAL
RG = DOMESTIC RISK RETENTION GROUP **SU** = SURETY **TI** = TITLE **UR** = UNAFFILIATED CREDIT LIFE AND DISABILITY REINSURANCE **VA** = VARIABLE ANNUITY
VE = VEHICLE **VL** = VARIABLE LIFE

Financial information is as of 12/31/2006 unless alternative fiscal year end is indicated.

† Fiscal year financial information due August 1 or November 1, 2007 pursuant to A.R.S. § 20-1083.

‡ Financial information was not required during this period or is not available due to regulatory action or notification of merger or withdrawal.

* DBA (Doing Business As)

** Life Care Facility

INSURERS AUTHORIZED IN ARIZONA AS OF DECEMBER 31, 2006 - (continued)

NAME	DOMICILE	NAIC #	TELEPHONE	ASSETS	LIABILITIES	CAPITAL & SURPLUS	ARIZONA PREMIUMS	AUTHORIZED LINES
NATIONAL GENERAL ASSURANCE CO	MO	42447	(314)493-8000	43,992,913	24,460,993	19,531,920	13,912,892	CI MT PI VE
NATIONAL GENERAL INS CO	MO	23728	(314)493-8000	99,603,805	60,757,520	38,846,284	5,428,046	CI PI VE
NATIONAL GUARANTY INS CO	AZ	12068	(505)471-1133	1,878,838	609,587	1,269,251	350	CI DI MT PI SU VE
NATIONAL GUARDIAN LIFE INS CO	WI	66583	(608)257-5611	1,393,703,565	1,236,299,010	157,404,554	5,263,085	DI LI
NATIONAL HEALTH INS CO	TX	82538	(817)640-1900	34,908,997	26,885,889	8,023,108	865,677	SUSPENDED
NATIONAL HEALTHCARE REINSURANCE CO	AZ	60080	(562)901-1026	129,298	5,000	124,298	0	LR
NATIONAL HOME INS CO, A RRG	CO	44016	(303)368-7180	70,886,417	55,723,278	15,163,139	2,061,932	CI
NATIONAL INDEMNITY CO	NE	20087	(402)536-3000	67,168,015,588	31,605,446,680	35,562,568,908	7,406,919	CW DI MT PI SU VE
NATIONAL INDEPENDENT TRUCKERS INS CO, INC., A RRG	SC	11197	(843)766-2327	5,601,829	3,374,748	2,227,081	7,200	CI VE
NATIONAL INS ASSOCIATION	IN	27944	(617)357-9500	10,876,044	522,386	10,353,658	15,227	VE
NATIONAL INTERSTATE INS CO	OH	32620	(330)659-8900	631,479,415	483,213,605	148,265,810	4,243,361	CW MT PI SU VE
NATIONAL LIABILITY & FIRE INS CO	CT	20052	(402)536-3000	1,155,384,109	658,684,849	496,699,260	3,234,119	CW MT PI VE
NATIONAL LIFE INS CO	VT	66680	(802)229-3333	8,164,720,977	7,456,731,849	707,989,127	6,543,872	DI LI VA VL
NATIONAL LLOYDS INS CO	TX	15474	(817)756-5531	167,774,117	84,719,241	83,054,876	1,428	CI PI VE
NATIONAL MEDICAL PROFESSIONAL RRG, INC	SC	12529	(843)576-1440	2,299,884	15,982	2,283,903	0	CI
NATIONAL MUTUAL BENEFIT	WI	56073	(608)833-1936	240,872,739	212,841,337	28,031,402	68,370	DI LI
NATIONAL PENN LIFE INS CO	AZ	70556	(602)254-5866	582,497	310,165	272,332	0	LR
NATIONAL PROTECTIVE LIFE INS CO	AZ	63347	(602)200-6900	1,621,287	171,640	1,449,646	0	LR
NATIONAL REINSURANCE CORP	DE	34835	(203)328-5000	849,770,747	179,029,496	670,741,251	0	CI DI MT PI SU
NATIONAL SECURITY LIFE AND ANNUITY CO	NY	85472	(877)446-6060	61,244,477	41,231,061	20,013,416	0	LI
NATIONAL SERVICE CONTRACT INS CO RRG, INC.	DC	10234	(703)812-8425	19,369,015	6,079,288	13,289,727	51,231	CI
NATIONAL SPECIALTY INS CO	TX	22608	(817)265-2000	26,650,676	15,927,269	10,723,407	11,504,348	CI MT PI VE
NATIONAL STATES INS CO	MO	60593	(314)878-0101	77,990,450	62,261,148	15,729,303	684,520	DI LI
NATIONAL SURETY CORP	IL	21881	(415)899-2817	553,480,285	363,788,571	189,691,714	8,957,809	CW DI MT PI SU VE
NATIONAL TEACHERS ASSOCIATES LIFE INS CO	TX	87963	(972)532-2100	166,316,328	141,920,588	24,395,740	22,088	DI LI
NATIONAL TITLE INS OF NEW YORK INC.	NY	51020	(904)854-8100	17,287,160	8,574,997	8,712,163	0	TI
NATIONAL TRANSPORTATION RRG, INC.	AZ	10764		761,707	71,500	690,207	72,875	RG
NATIONAL TRUST INS CO	TN	20141	(941)907-3224	9,192,890	(5,432,085)	14,624,975	0	CW MT PI SU VE
NATIONAL UNION FIRE INS CO OF PITTSBURGH, PA	PA	19445	(212)770-7000	31,667,494,265	21,247,282,764	10,420,211,501	98,704,320	CW DI MT PI SU VE
NATIONAL WESTERN LIFE INS CO	CO	66850	(512)836-1010	5,962,809,887	5,289,548,165	673,261,722	21,909,721	DI LI
NATIONWELD RRG, INC.	DC	12579	(202)362-0840	1,387,142	378,613	1,008,529	0	CI
NATIONWIDE AFFINITY INS CO OF AMERICA	OH	26093	(614)249-7111	47,237,820	33,376,481	13,861,339	0	CW DI MT PI SU VE
NATIONWIDE AGRIBUSINESS INS CO	IA	28223	(515)508-3300	93,871,638	41,713,997	52,157,641	5,712,005	CW MT PI SU VE
NATIONWIDE ASSURANCE CO	WI	10723	(614)249-1545	86,035,353	14,854,315	71,181,038	309,907	VE
NATIONWIDE INS CO OF AMERICA	WI	25453	(515)508-4211	114,976,241	33,423,000	81,553,241	22,437,533	CI MT PI VE
NATIONWIDE LIFE AND ANNUITY CO OF AMERICA	DE	70750	(610)407-1717	909,864,018	835,802,043	74,061,975	3,130,782	DI LI VA VL
NATIONWIDE LIFE AND ANNUITY INS CO	OH	92657	(614)249-8153	6,481,679,102	6,323,083,179	158,595,923	5,612,448	DI LI VA VL
NATIONWIDE LIFE INS CO	OH	66869	(614)249-7111	97,060,333,421	94,378,026,232	2,682,307,189	222,869,775	DI LI VA VL
NATIONWIDE LIFE INS CO OF AMERICA	PA	68225	(610)407-1717	6,648,451,780	5,994,170,689	654,281,091	3,649,496	DI LI VL

Company Names: CO = COMPANY CORP = CORPORATION INS = INSURANCE RRG = RISK RETENTION GROUP
 CE = CERTIFICATE OF EXEMPTION (WITH LINES OF AUTHORITY)
 Authorized Lines: CI = CASUALTY CP = CAPTIVE INSURER CW = CASUALTY WITH WORKERS' COMPENSATION DI = DISABILITY DS = DENTAL SERVICE
 HC = HEALTH CARE SERVICES ORGANIZATION HS = HOSPITAL SERVICE LC = LIFE CARE PROVIDER LP = LIFE CARE PROVIDER PROVISIONAL PERMIT
 LI = LIFE LR = LIFE AND DISABILITY REINSURANCE MG = MORTGAGE GUARANTY MR = MECHANICAL REIMBURSEMENT REINSURANCE MS = MEDICAL SERVICE
 MT = MARINE AND TRANSPORTATION OS = OPTOMETRIC SERVICE PD = PREPAID DENTAL PLAN PI = PROPERTY PL = PREPAID LEGAL
 RG = DOMESTIC RISK RETENTION GROUP SU = SURETY TI = TITLE UR = UNAFFILIATED CREDIT LIFE AND DISABILITY REINSURANCE VA = VARIABLE ANNUITY
 VE = VEHICLE VL = VARIABLE LIFE

Financial information is as of 12/31/2006 unless alternative fiscal year end is indicated.
 † Fiscal year financial information due August 1 or November 1, 2007 pursuant to A.R.S. § 20-1083.
 ‡ Financial information was not required during this period or is not available due to regulatory action or notification of merger or withdrawal.
 * DBA (Doing Business As)
 ** Life Care Facility

INSURERS AUTHORIZED IN ARIZONA AS OF DECEMBER 31, 2006 - (continued)

NAME	DOMICILE	NAIC #	TELEPHONE	ASSETS	LIABILITIES	CAPITAL & SURPLUS	ARIZONA PREMIUMS	AUTHORIZED LINES
NATIONWIDE MUTUAL FIRE INS CO	OH	23779	(614)249-7111	4,219,131,799	2,306,661,456	1,912,470,343	4,989,906	CW DI MT PI SU VE
NATIONWIDE MUTUAL INS CO	OH	23787	(614)249-7111	28,374,752,730	17,568,790,436	10,805,962,295	65,803,189	CW DI MT PI SU VE
NATIONWIDE PROPERTY AND CASUALTY INS CO	OH	37877	(614)249-7111	94,600,776	67,083,697	27,517,079	444,137	CW DI MT PI SU VE
NAU COUNTRY INS CO	MN	25240	(763)427-3770	269,627,910	148,249,170	121,378,740	11,209	CI MT PI SU VE
NAUTILUS INS CO	AZ	17370	(480)951-0905	1,222,470,752	813,684,736	408,786,016	334,317	CI MT PI SU VE
NAVIGATORS INS CO	NY	42307	(914)934-8999	1,361,848,572	837,660,585	524,187,987	5,390,297	CI DI MT PI SU VE
NCMIC INS CO	IA	15865	(515)313-4500	486,729,957	338,488,718	148,241,239	1,891,024	CI
NEFCO LIFE INS CO	AZ	---	(602)200-6900	Financial Information Not Available †				UR
NETHERLANDS INS CO, THE	NH	24171	(617)357-9500	290,596,203	234,175,189	56,421,014	1,331,022	CI MT PI SU VE
NEVADA GENERAL INS CO	NV	10007	(702)367-9616	27,676,719	9,814,729	17,861,990	566,119	CI MT PI SU VE
NEW BREMEN LIFE INS CO	AZ	---	(602)254-5866	Financial Information Not Available †				UR
NEW ENGLAND INS CO	CT	21830	(617)526-8500	293,231,895	19,922,216	273,309,678	0	CI MT PI SU VE
NEW ENGLAND LIFE INS CO	MA	91626	(617)578-2000	12,015,453,145	11,580,640,674	434,812,471	38,812,877	DI LI VA VL
NEW ENGLAND REINSURANCE CORP	CT	41629	(617)526-8500	129,095,289	12,137,319	116,957,970	0	CI MT PI SU VE
NEW ERA LIFE INS CO	TX	78743	(281)368-7200	265,488,873	225,819,113	39,669,760	380,652	DI LI
NEW HAMPSHIRE INS CO	PA	23841	(212)770-7000	4,001,180,436	2,971,893,484	1,029,286,952	6,935,030	CW DI MT PI SU VE
NEW YORK LIFE AGENTS REINSURANCE CO	AZ	68723	(602)266-1166	12,862,893	1,544,456	11,318,437	0	LR
NEW YORK LIFE INS AND ANNUITY CORP	DE	91596	(914)846-3883	66,967,144,959	64,643,277,207	2,323,867,752	123,800,283	DI LI VA VL
NEW YORK LIFE INS CO	NY	66915	(914)846-3883	113,703,802,057	102,403,529,292	11,300,272,765	74,155,235	DI LI
NEW YORK MARINE AND GENERAL INS CO	NY	16608	(212)551-0600	590,818,619	409,695,095	181,123,524	266,866	CI MT PI
NEWPORT INS CO	AZ	24848	(714)553-0700	78,368,593	45,210,483	33,158,110	3,584,851	CI PI VE
NGL AMERICAN LIFE INS CO	WI	97241	Name changed 7/1/06, now known as SETTLERS LIFE INS CO					
NGM INS CO	FL	14788	(904)380-7201	1,008,556,621	448,246,610	560,310,011	0	CI PI SU
NIPPON LIFE INS CO OF AMERICA	IA	81264	(212)682-3000	168,670,554	51,959,989	116,710,565	111,707	DI LI VA
NIPPONKOA INS CO, LIMITED (U.S. BRANCH)	JAPAN	27073	(212)405-1650	220,186,151	162,343,813	57,842,339	3,687	CW MT PI SU VE
NMHC GROUP SOLUTIONS INS, INC.	DE	12630	(800)251-3883	7,309,052	656,524	6,652,528	0	DI
NORCAL MUTUAL INS CO	CA	33200	(415)397-9700	1,027,466,200	628,518,833	398,947,367	11,790	CI
NORGUARD INS CO	PA	31470	(800)673-2465	310,172,823	241,418,322	68,754,501	0	CW DI MT PI SU VE
NORLEN LIFE INS CO	AZ	75833	(602)254-5866	10,610,879	2,568,233	8,042,646	0	LR
NORTH AMERICAN CO FOR LIFE AND HEALTH INS	IL	66974	(312)648-7600	5,451,981,239	5,052,321,968	399,659,271	26,548,810	DI LI
NORTH AMERICAN ELITE INS CO	NH	29700	(603)644-6600	38,669,167	4,824,693	33,844,474	0	CW DI MT PI SU VE
NORTH AMERICAN NATIONAL LIFE INS CO	AZ	73750	(303)790-2090	798,100	30,603	767,498	0	LR
NORTH AMERICAN NATIONAL RE INS CO	AZ	60118	(303)709-2090	32,007,564	24,130,287	7,877,276	0	LR
NORTH AMERICAN SPECIALTY INS CO	NH	29874	(603)644-6600	447,501,879	234,808,995	212,692,884	1,635,906	CW DI MT PI SU VE
NORTH AMERICAN TITLE INS CO	CA	50130	(510)935-5599	45,564,467	24,293,066	21,271,401	7,254,073	TI
NORTH CAROLINA MUTUAL LIFE INS CO	NC	67032	(919)682-9201	139,750,599	124,805,695	14,944,904	156	DI LI
NORTH COAST LIFE INS CO	WA	67059	(509)838-4235	126,859,533	121,033,579	5,825,954	963,940	DI LI
NORTH POINTE INS CO	MI	27740	(248)358-1171	113,654,679	63,813,276	49,841,403	93,656	CI MT PI
NORTH RIVER INS CO	NJ	21105	(973)490-6600	956,398,628	546,456,402	409,942,226	1,299,434	CW DI MT PI SU VE

Company Names: **CO** = COMPANY **CORP** = CORPORATION **INS** = INSURANCE **RRG** = RISK RETENTION GROUP
 Authorized Lines: **CE** = CERTIFICATE OF EXEMPTION (WITH LINES OF AUTHORITY)
CI = CASUALTY **CP** = CAPTIVE INSURER **CW** = CASUALTY WITH WORKERS' COMPENSATION **DI** = DISABILITY **DS** = DENTAL SERVICE
HC = HEALTH CARE SERVICES ORGANIZATION **HS** = HOSPITAL SERVICE **LC** = LIFE CARE PROVIDER **LP** = LIFE CARE PROVIDER PROVISIONAL PERMIT
LI = LIFE **LR** = LIFE AND DISABILITY REINSURANCE **MG** = MORTGAGE GUARANTY **MR** = MECHANICAL REIMBURSEMENT REINSURANCE **MS** = MEDICAL SERVICE
MT = MARINE AND TRANSPORTATION **OS** = OPTOMETRIC SERVICE **PD** = PREPAID DENTAL PLAN **PI** = PROPERTY **PL** = PREPAID LEGAL
RG = DOMESTIC RISK RETENTION GROUP **SU** = SURETY **TI** = TITLE **UR** = UNAFFILIATED CREDIT LIFE AND DISABILITY REINSURANCE **VA** = VARIABLE ANNUITY
VE = VEHICLE **VL** = VARIABLE LIFE

Financial information is as of 12/31/2006 unless alternative fiscal year end is indicated.
 † Fiscal year financial information due August 1 or November 1, 2007 pursuant to A.R.S. § 20-1083.
 ‡ Financial information was not required during this period or is not available due to regulatory action or notification of merger or withdrawal.
 * DBA (Doing Business As)
 ** Life Care Facility

INSURERS AUTHORIZED IN ARIZONA AS OF DECEMBER 31, 2006 - (continued)

NAME	DOMICILE	NAIC #	TELEPHONE	ASSETS	LIABILITIES	CAPITAL & SURPLUS	ARIZONA PREMIUMS	AUTHORIZED LINES
NORTH STAR REINSURANCE CORP	DE	22047	(203)328-5000	21,574,735	3,338,753	18,235,982	0	CW MT PI SU VE
NORTHBROOK INDEMNITY CO	IL	36455	(847)402-5000	37,974,299	3,267,323	34,706,976	554,305	CW DI MT PI SU VE
NORTHERN ASSURANCE CO OF AMERICA, THE	MA	38369	(617)725-6000	355,882,652	163,931,912	191,950,740	559,687	CW DI MT PI SU VE
NORTHERN INS CO OF NEW YORK	NY	19372	(847)605-6000	52,853,804	21,977,654	30,876,150	340,318	CW DI MT PI SU VE
NORTHLAND CASUALTY CO	MN	24031	(651)310-4100	104,248,043	72,524,085	31,723,958	148,527	CI MT PI VE
NORTHLAND INS CO	MN	24015	(651)310-4100	1,227,413,998	660,084,674	567,329,324	3,647,454	CI MT PI SU VE
NORTHWEST G.F. MUTUAL INS CO	SD	14885	(605)284-2683	10,924,142	4,731,274	6,192,867	0	CI PI VE
NORTHWESTERN ARIZONA REGIONAL INS CO, INC. FY Ending 06/30/2006	AZ	---		Financial Information Not Available				CP
NORTHWESTERN LONG TERM CARE INS CO	WI	69000	(414)665-2510	217,060,584	158,753,649	58,306,935	1,166,930	DI LI
NORTHWESTERN MUTUAL LIFE INS CO, THE	WI	67091	(414)271-1444	144,961,941,781	133,277,565,922	11,684,375,859	99,261,632	DI LI VA VL
NORTHWESTERN NATIONAL INS CO. OF MILWAUKEE, WI	WI	23914	(513)425-5899	79,712,678	130,490,628	(50,777,951)	0	SUSPENDED
NOVA CASUALTY CO	NY	42552	(716)856-3722	127,007,736	73,648,884	53,358,852	3,141,626	CW MT PI SU VE
NOVUS INS CO(RRG)	SC	10752	(843)573-4647	14,666,515	8,868,388	5,798,127	0	CI
NUTMEG LIFE INS CO	IA	63444	(860)843-4586	9,849,228	17,541	9,831,687	0	DI LI
NYLIFE INS CO OF ARIZONA	AZ	81353	(914)846-3883	155,488,504	124,192,368	31,296,136	1,979,161	DI LI VA VL
OAKWOOD LIFE INS CO	AZ	---	(847)572-6864	Financial Information Not Available †				UR
O'BRIEN NATIONAL LIFE INS CO	AZ	---	(800)477-8858	Financial Information Not Available †				UR
OCCIDENTAL FIRE & CASUALTY CO OF NORTH CAROLINA	NC	23248	(919)833-1600	357,432,913	211,799,494	145,633,419	10,459,446	CW DI MT PI SU VE
OCCIDENTAL LIFE INS CO OF NORTH CAROLINA	TX	67148	(254)297-2775	250,053,607	226,309,866	23,743,741	131,177	DI LI
OCEANUS INS CO, A RRG	SC	12189	(843)766-2327	15,320,303	10,172,490	5,147,812	415,178	CI
ODANA LIFE REINSURANCE CO	AZ	---	(608)270-5000	Financial Information Not Available †				UR
ODYSSEY AMERICA REINSURANCE CORP	CT	23680	(203)977-8000	6,392,402,375	3,890,820,489	2,501,581,886	0	CI DI MT PI SU VE
OHIC INS CO	OH	35602	(614)221-7777	286,936,900	187,657,629	99,279,271	0	CI DI PI VE
OHIO CASUALTY INS CO, THE	OH	24074	(513)603-2250	4,349,775,979	3,267,058,181	1,082,717,796	6,397,860	CW DI MT PI SU VE
OHIO FARMERS INS CO	OH	24104	(330)887-0101	1,482,973,663	315,271,236	1,167,702,427	11,160	CW DI MT PI SU VE
OHIO INDEMNITY CO	OH	26565	(614)228-2800	100,617,027	60,158,295	40,458,732	(126,203)	CI MT SU VE
OHIO NATIONAL LIFE ASSURANCE CORP	OH	89206	(513)794-6100	2,475,117,413	2,305,702,597	169,414,816	2,861,828	DI LI VL
OHIO NATIONAL LIFE INS CO, THE	OH	67172	(513)794-6100	11,246,637,680	10,455,333,732	791,303,948	24,743,584	DI LI VA VL
OHIO SECURITY INS CO	OH	24082	(513)603-2250	13,908,967	0	13,908,967	12,798	CW MT PI SU VE
OHIO STATE LIFE INS CO, THE	TX	67180	(816)391-2000	9,492,975	2,611,827	6,881,148	687,252	DI LI
OLD AMERICAN INS CO	MO	67199	(816)753-7000	243,671,534	219,941,878	23,729,658	1,316,784	DI LI
OLD KENT FINANCIAL LIFE INS CO	AZ	93300	(602)254-5866	12,499,877	3,708,338	8,791,539	0	LR
OLD RELIANCE INS CO	AZ	67253	(719)457-7562	3,496,316	1,829,633	1,666,683	626,640	DI LI
OLD REPUBLIC GENERAL INS CORP	IL	24139	(312)346-8100	853,771,882	583,808,332	269,963,550	588,072	CW DI MT PI SU VE
OLD REPUBLIC INS CO	PA	24147	(724)834-5000	2,266,579,625	1,422,441,018	844,138,607	11,899,139	CW DI MT PI SU VE
OLD REPUBLIC LIFE INS CO	IL	67261	(312)726-0309	149,306,142	114,831,833	34,474,309	869,507	DI LI
OLD REPUBLIC LIFE INS CO OF ARIZONA	AZ	11556	(312)346-8100	1,510,504	1,173,355	337,149	0	LR
OLD REPUBLIC MERCANTILE INS CO	WI	33715	(312)346-8100	3,658,467	18,601	3,639,866	0	CW MT PI VE
OLD REPUBLIC NATIONAL TITLE INS CO	MN	50520	(612)371-1111	498,358,717	379,164,834	119,193,883	12,154,859	TI

Company Names: **CO** = COMPANY **CORP** = CORPORATION **INS** = INSURANCE **RRG** = RISK RETENTION GROUP
 Authorized Lines: **CE** = CERTIFICATE OF EXEMPTION (WITH LINES OF AUTHORITY)
CI = CASUALTY **CP** = CAPTIVE INSURER **CW** = CASUALTY WITH WORKERS' COMPENSATION **DI** = DISABILITY **DS** = DENTAL SERVICE
HC = HEALTH CARE SERVICES ORGANIZATION **HS** = HOSPITAL SERVICE **LC** = LIFE CARE PROVIDER **LP** = LIFE CARE PROVIDER PROVISIONAL PERMIT
LI = LIFE **LR** = LIFE AND DISABILITY REINSURANCE **MG** = MORTGAGE GUARANTY **MR** = MECHANICAL REIMBURSEMENT REINSURANCE **MS** = MEDICAL SERVICE
MT = MARINE AND TRANSPORTATION **OS** = OPTOMETRIC SERVICE **PD** = PREPAID DENTAL PLAN **PI** = PROPERTY **PL** = PREPAID LEGAL
RG = DOMESTIC RISK RETENTION GROUP **SU** = SURETY **TI** = TITLE **UR** = UNAFFILIATED CREDIT LIFE AND DISABILITY REINSURANCE **VA** = VARIABLE ANNUITY
VE = VEHICLE **VL** = VARIABLE LIFE

Financial information is as of 12/31/2006 unless alternative fiscal year end is indicated.

† Fiscal year financial information due August 1 or November 1, 2007 pursuant to A.R.S. § 20-1083.

‡ Financial information was not required during this period or is not available due to regulatory action or notification of merger or withdrawal.

* DBA (Doing Business As)

** Life Care Facility

INSURERS AUTHORIZED IN ARIZONA AS OF DECEMBER 31, 2006 - (continued)

NAME	DOMICILE	NAIC #	TELEPHONE	ASSETS	LIABILITIES	CAPITAL & SURPLUS	ARIZONA PREMIUMS	AUTHORIZED LINES
OLD REPUBLIC SECURITY ASSURANCE CO	AZ	35424	(918)307-1000	112,687,796	93,385,334	19,302,462	(115,520)	CI DI MT PI SU VE
OLD REPUBLIC SURETY CO	WI	40444	(262)797-2640	96,686,493	53,892,627	42,793,866	636,232	SU
OLD UNITED CASUALTY CO	KS	37060	(913)432-6400	353,425,161	236,591,003	116,834,158	3,274,046	CI DI MT PI SU VE
OLD UNITED LIFE INS CO	AZ	76007	(602)230-1051	68,792,892	34,246,617	34,546,275	4,128,323	DI LI
OLD WEST ANNUITY & LIFE INS CO	AZ	76791	(513)357-3300	136,313,698	102,084,407	34,229,291	6,442	LI
OLIVIA LIFE INS CO	AZ	---	(402)392-4950	Financial Information Not Available †				UR
OMAHA INDEMNITY CO, THE	WI	12254	(402)351-5468	25,609,254	10,680,453	14,928,800	0	CI DI MT PI SU VE
OMEGA REINSURANCE CORP	AZ	85774	(813)801-2100	31,881,729	30,795,684	1,086,045	0	LR
OMNI INS CO	IL	39098	(610)832-4940	191,225,267	134,454,308	56,770,959	0	CI MT PI VE
OMS NATIONAL INS CO, RRG	IL	44121	(847)384-0041	240,205,630	170,887,395	69,318,234	1,056,714	CI
ONEBEACON AMERICA INS CO	MA	20621	(617)725-6000	1,056,962,287	536,071,704	520,890,583	4,227,921	CW DI MT PI SU VE
ONEBEACON INS CO	PA	21970	(617)725-6000	3,758,323,295	2,064,200,561	1,694,122,734	1,705,878	CW MT PI SU VE
ONENATION INS CO	IN	85286	(317)488-6000	91,463,860	879,682	90,584,177	568	DI LI
OIDA RRG, INC.	VT	10353	(802)229-5042	62,104,102	51,421,708	10,682,394	493,914	CI VE
OPHTHALMIC MUTUAL INS CO, RRG	VT	44105	(802)863-5774	169,833,662	106,513,129	63,320,533	2,154,997	CI
OPTIMUM RE INS CO	TX	88099	(214)528-2020	58,079,217	35,247,621	22,831,596	0	DI LI
ORANGE COUNTY MEDICAL RECIPROCAL INS CO., A RRG	AZ	12183		1,811,368	822,904	988,464	0	RG
ORANGE SECURITY LIFE INS CO	AZ	---	(402)397-1111	Financial Information Not Available †				UR
ORANGEWOOD **	FY Ending 09/30/2006 AZ	95230	(602)944-4455	343,215	327,257	15,958	0	LC
ORDER OF UNITED COMMERCIAL TRAVELERS OF AMERICA	OH	56383	(614)228-3276	15,069,883	12,478,533	2,591,350	489,298	DI LI
ORDINARY MUTUAL, A RRG CORP	VT	10171	(802)264-4592	42,519,064	25,671,324	16,847,740	757,383	CI
OWNERS INS CO	OH	32700	(517)323-1200	2,166,012,347	1,405,670,570	760,341,778	59,590,065	CW MT PI SU VE
OXFORD LIFE INS CO	AZ	76112	(888)757-3732	576,319,819	463,321,545	112,998,274	1,377,510	DI LI
OZARK NATIONAL LIFE INS CO	MO	67393	(816)842-6300	554,237,896	475,141,417	79,096,479	419,464	DI LI
PACIFIC CAPTIVE INS CO, INC.	FY Ending 09/30/2006 AZ	---		Financial Information Not Available				CP
PACIFIC CENTURY LIFE INS CORP	AZ	93815	(602)200-6900	319,957,243	3,558,997	316,398,246	0	DI LI
PACIFIC EMPLOYERS INS CO	PA	22748	(215)640-1000	2,247,176,691	1,674,198,333	572,978,358	38,132	CW DI MT PI SU VE
PACIFIC GUARDIAN LIFE INS CO, LTD.	HI	64343	(808)955-2236	448,667,916	363,481,205	85,186,710	175,591	DI LI
PACIFIC INDEMNITY CO	WI	20346	(908)903-2000	5,465,092,945	3,857,031,380	1,608,061,565	28,942,340	CW DI MT PI SU VE
PACIFIC LIFE & ANNUITY CO	AZ	97268	(800)800-7946	1,851,759,296	1,487,226,803	364,532,494	3,248,642	DI LI VA VL
PACIFIC LIFE INS CO	NE	67466	(949)219-3011	86,141,888,885	82,923,958,898	3,217,929,988	271,666,914	DI LI VA VL
PACIFIC NORTHWEST TITLE INS CO, INC.	WA	50970	(206)622-1040	28,902,461	16,863,716	12,038,746	0	TI
PACIFIC SPECIALTY INS CO	CA	37850	(650)780-4800	244,141,408	118,000,358	126,141,050	2,087,589	CI MT PI VE
PACIFICARE LIFE AND HEALTH INS CO	IN	70785	(714)226-3849	983,617,625	644,643,792	338,973,833	168,897,241	DI LI
PACIFICARE LIFE ASSURANCE CO	CO	84506	(714)226-3849	245,620,465	124,106,467	121,513,998	78,486,731	DI LI
PACIFICARE OF ARIZONA, INC.	AZ	95617	(714)226-3881	342,120,806	215,596,487	126,524,319	1,341,084,819	HC
PACO ASSURANCE CO, INC.	IL	10222	(615)371-8776	25,790,007	14,302,270	11,487,737	203,932	CI
PACWEST CAPTIVE INS CO, INC.	FY Ending 09/30/2006 AZ	---		Financial Information Not Available				CP
PAN-AMERICAN ASSURANCE CO	LA	93459	(504)566-1300	24,113,104	8,623,437	15,489,667	334,976	DI LI

Company Names: **CO** = COMPANY **CORP** = CORPORATION **INS** = INSURANCE **RRG** = RISK RETENTION GROUP
 Authorized Lines: **CE** = CERTIFICATE OF EXEMPTION (WITH LINES OF AUTHORITY)
CI = CASUALTY **CP** = CAPTIVE INSURER **CW** = CASUALTY WITH WORKERS' COMPENSATION **DI** = DISABILITY **DS** = DENTAL SERVICE
HC = HEALTH CARE SERVICES ORGANIZATION **HS** = HOSPITAL SERVICE **LC** = LIFE CARE PROVIDER **LP** = LIFE CARE PROVIDER PROVISIONAL PERMIT
LI = LIFE **LR** = LIFE AND DISABILITY REINSURANCE **MG** = MORTGAGE GUARANTY **MR** = MECHANICAL REIMBURSEMENT REINSURANCE **MS** = MEDICAL SERVICE
MT = MARINE AND TRANSPORTATION **OS** = OPTOMETRIC SERVICE **PD** = PREPAID DENTAL PLAN **PI** = PROPERTY **PL** = PREPAID LEGAL
RG = DOMESTIC RISK RETENTION GROUP **SU** = SURETY **TI** = TITLE **UR** = UNAFFILIATED CREDIT LIFE AND DISABILITY REINSURANCE **VA** = VARIABLE ANNUITY
VE = VEHICLE **VL** = VARIABLE LIFE

Financial information is as of 12/31/2006 unless alternative fiscal year end is indicated.

† Fiscal year financial information due August 1 or November 1, 2007 pursuant to A.R.S. § 20-1083.

‡ Financial information was not required during this period or is not available due to regulatory action or notification of merger or withdrawal.

* DBA (Doing Business As)

** Life Care Facility

INSURERS AUTHORIZED IN ARIZONA AS OF DECEMBER 31, 2006 - (continued)

NAME	DOMICILE	NAIC #	TELEPHONE	ASSETS	LIABILITIES	CAPITAL & SURPLUS	ARIZONA PREMIUMS	AUTHORIZED LINES
PAN-AMERICAN LIFE INS CO	LA	67539	(504)566-1300	1,673,576,823	1,384,556,715	289,020,109	1,512,674	DI LI VA
PARAGON INS CO	AZ	---		Financial Information Not Available				CP
PARAMOUNT CAPITAL INS CORP	AZ	11845	Name changed 9/1/06, now known as AQUAGUARDIAN INS CO, INC.					
PARATRANSIT INS CO, A MUTUAL RRG	TN	44130	(802)229-5042	20,102,654	13,177,996	6,924,658	0	CI
PARK AVENUE LIFE INS CO	DE	60003	(610)807-7020	444,535,795	292,364,697	152,171,097	14,567	DI LI
PARK TWO LIFE INS CO	AZ	---	(847)572-6864	Financial Information Not Available †				UR
PARKER CENTENNIAL ASSURANCE CO	WI	71099	(715)346-6000	54,379,830	15,752,611	38,627,217	0	DI LI
PARTNER REINSURANCE CO OF THE U.S.	NY	38636	(203)485-4200	3,177,327,869	2,524,786,714	652,541,155	0	CW DI MT PI SU VE
PARTNERRE INS CO OF NEW YORK	NY	10006	(203)485-4200	111,899,765	14,772,378	97,127,387	0	CW MT PI SU VE
PATHFINDER INS CO	CO	22250	(802)652-1556	10,817,458	3,378,647	7,438,811	0	CI VE
PATRIOT GENERAL INS CO	WI	23442	(715)346-6000	21,057,247	819,712	20,237,535	10,442	CI MT PI VE
PAUL REVERE LIFE INS CO	MA	67598	(423)755-1011	5,286,377,997	4,251,768,900	1,034,609,097	5,712,164	DI LI
PAUL REVERE VARIABLE ANNUITY INS CO	MA	67601	(423)755-1011	145,719,933	36,239,965	109,479,968	125,283	DI LI
PEACHTREE CASUALTY INS CO	FL	25755	(770)436-7575	12,372,927	5,859,831	6,513,096	0	VE
PEAK PROPERTY AND CASUALTY INS CORP	WI	18139	(715)346-6000	34,944,967	23,092,574	11,852,394	0	CI MT PI VE
PEDIATRICIANS INS RRG OF AMERICA	DC	11772	(703)812-8425	3,829,275	2,284,503	1,544,772	0	CI
PEERLESS INDEMNITY INS CO	IL	18333	(617)357-9500	246,151,279	78,031,214	168,120,065	11,154	CW MT PI SU VE
PEERLESS INS CO	NH	24198	(617)357-9500	5,707,896,863	4,488,676,760	1,219,220,103	1,801,355	CI DI MT PI SU VE
PEGASUS INS CO, INC.	OK	38474	(904)285-1747	10,745,834	4,178,502	6,567,330	0	VE
PEKIN FINANCIAL LIFE INS CO	AZ	72362	(309)346-1161	683,192	268,605	414,587	0	LR
PENINSULAR LIFE INS CO	FL	67636	(407)628-1776	6,004,042	117,142	5,886,900	0	DI LI
PENN INS AND ANNUITY CO, THE	DE	93262	(215)956-9177	1,142,981,987	1,036,530,810	106,451,177	951,391	DI LI VA VL
PENN MUTUAL LIFE INS CO, THE	PA	67644	(215)956-8000	9,972,863,314	8,677,221,652	1,295,641,662	25,827,939	DI LI VA VL
PENN TREATY NETWORK AMERICA INS CO	PA	63282	(610)965-2222	1,036,638,241	1,001,343,179	35,295,062	12,434,533	DI LI
PENN-AMERICA INS CO	PA	32859	(610)664-1500	358,382,381	177,410,389	180,971,990	88,998	CI MT PI VE
PENN-OHIO LIFE INS CO	AZ	94935	(602)427-3251	8,891,816	7,684,228	1,207,588	0	LR
PENNSYLVANIA GENERAL INS CO	PA	21962	(617)725-6000	550,337,899	326,643,153	223,694,746	731,559	CW MT PI SU VE
PENNSYLVANIA LIFE INS CO	PA	67660	(407)628-1776	964,047,044	851,637,295	112,409,749	3,663,810	DI LI
PENNSYLVANIA LUMBERMENS MUTUAL INS CO	PA	14974	(215)625-9233	294,663,492	188,828,401	105,835,092	36,604	CW MT PI SU VE
PENNSYLVANIA MANUFACTURERS' ASSOCIATION INS CO.	PA	12262	(610)397-5000	630,776,801	434,056,931	196,719,870	707,290	CW MT PI VE
PENNSYLVANIA MANUFACTURERS INDEMNITY CO	PA	41424	(610)397-5000	197,518,376	131,827,998	65,690,378	(26,129)	CW DI MT PI SU VE
PENNSYLVANIA NATIONAL MUTUAL CASUALTY INS CO	PA	14990	(717)234-4941	993,209,891	594,269,688	398,940,203	3,235	CW DI MT PI SU VE
PEOPLES BENEFIT LIFE INS CO	IA	66605	(319)398-8511	15,496,598,790	14,663,394,987	833,203,803	18,347,289	DI LI VA
PERICO LIFE INS CO	DE	85561	(314)965-5675	45,424,885	17,880,768	27,544,117	58,470	DI LI
PERMANENT GENERAL ASSURANCE CORP	TN	37648	(615)242-1961	198,768,991	120,075,519	78,693,472	4,027,288	CI PI SU VE
PETROLEUM CASUALTY CO	TX	12297	(713)680-7066	18,048,450	7,185,566	10,862,884	(116,177)	CW DI MT PI SU VE
PHARMACARE CAPTIVE RE, LTD.	AZ	---		Financial Information Not Available				CP
PHARMACISTS LIFE INS CO, THE	IA	90247	(515)295-2461	35,549,219	28,554,695	6,994,524	152,209	LI
PHARMACISTS MUTUAL INS CO	IA	13714	(515)295-2461	183,415,907	118,990,685	64,425,222	3,842,707	CW MT PI SU VE

Company Names: **CO** = COMPANY **CORP** = CORPORATION **INS** = INSURANCE **RRG** = RISK RETENTION GROUP
 Authorized Lines: **CE** = CERTIFICATE OF EXEMPTION (WITH LINES OF AUTHORITY)
CI = CASUALTY **CP** = CAPTIVE INSURER **CW** = CASUALTY WITH WORKERS' COMPENSATION **DI** = DISABILITY **DS** = DENTAL SERVICE
HC = HEALTH CARE SERVICES ORGANIZATION **HS** = HOSPITAL SERVICE **LC** = LIFE CARE PROVIDER **LP** = LIFE CARE PROVIDER PROVISIONAL PERMIT
LI = LIFE **LR** = LIFE AND DISABILITY REINSURANCE **MG** = MORTGAGE GUARANTY **MR** = MECHANICAL REIMBURSEMENT REINSURANCE **MS** = MEDICAL SERVICE
MT = MARINE AND TRANSPORTATION **OS** = OPTOMETRIC SERVICE **PD** = PREPAID DENTAL PLAN **PI** = PROPERTY **PL** = PREPAID LEGAL
RG = DOMESTIC RISK RETENTION GROUP **SU** = SURETY **TI** = TITLE **UR** = UNAFFILIATED CREDIT LIFE AND DISABILITY REINSURANCE **VA** = VARIABLE ANNUITY
VE = VEHICLE **VL** = VARIABLE LIFE

Financial information is as of 12/31/2006 unless alternative fiscal year end is indicated.

† Fiscal year financial information due August 1 or November 1, 2007 pursuant to A.R.S. § 20-1083.

‡ Financial information was not required during this period or is not available due to regulatory action or notification of merger or withdrawal.

* DBA (Doing Business As)

** Life Care Facility

INSURERS AUTHORIZED IN ARIZONA AS OF DECEMBER 31, 2006 - (continued)

NAME	DOMICILE	NAIC #	TELEPHONE	ASSETS	LIABILITIES	CAPITAL & SURPLUS	ARIZONA PREMIUMS	AUTHORIZED LINES	
PHILADELPHIA AMERICAN LIFE INS CO	TX	67784	(281)368-7200	159,970,421	143,506,998	16,463,423	574,225	DI LI	
PHILADELPHIA INDEMNITY INS CO	PA	18058	(610)617-7900	2,674,048,760	1,783,838,194	890,210,566	26,048,892	CI MT VE	
PHILADELPHIA REINSURANCE CORP	PA	12319	(215)832-3900	178,170,909	74,761,089	103,409,820	0	SUSPENDED	
PHL VARIABLE INS CO	CT	93548	(860)403-5000	5,133,820,079	4,913,477,854	220,342,225	17,250,359	DI LI VA VL	
PHOENIX INDEMNITY INS CO	AZ	34037	(817)348-1600	109,220,378	71,072,988	38,147,390	12,774,343	CI DI MT PI SU VE	
PHOENIX INS CO	CT	25623	(860)277-0111	3,510,131,710	2,359,634,916	1,150,496,794	3,318,085	CW MT PI SU VE	
PHOENIX LIFE AND ANNUITY CO	CT	93734	(860)403-5000	60,119,378	42,521,405	17,597,973	275,779	DI LI VL	
PHOENIX LIFE INS CO	NY	67814	(860)403-5000	16,753,006,363	15,820,557,219	932,449,144	13,417,339	DI LI VA VL	
PHOENIX NATIONAL INS CO	OH	69647	<i>Name changed 1/13/06, now known as MOLINA HEALTHCARE INS CO</i>						
PHYSICIANS COMPLIANCE LIABILITY CO, A RRG	NV	12350	(775)887-2480	505,922	5,000	500,922	0	CI	
PHYSICIANS LIFE INS CO	NE	72125	(402)633-1000	1,333,763,356	1,252,815,634	80,947,722	6,048,340	DI LI	
PHYSICIANS MUTUAL INS CO	NE	80578	(402)633-1000	1,301,478,635	549,525,322	751,953,313	7,759,369	DI	
PINNACLE RRG, INC.	DC	11858	(703)812-8425	1,388,618	390,949	997,669	2,943	CI	
PIONEER AMERICAN INS CO	TX	67873	(254)753-0123	43,816,335	33,316,843	10,499,492	48,788	DI LI	
PIONEER GENERAL INS CO	CO	12670	(303)758-8122	10,854,544	4,806,896	6,047,648	311,285	SU	
PIONEER INS CO	MN	40312	(952)842-9800	30,009,343	15,838,512	14,170,831	0	CI MT PI	
PIONEER MILITARY INS CO	AZ	91570	(816)753-4222	899,015	22,863	876,152	0	LR	
PIONEER MUTUAL LIC, A STK SUB OF AMERICAN UNITED MIHC	ND	67911	(701)297-5700	467,337,354	434,722,873	32,614,481	1,261,120	DI LI	
PLANS' LIABILITY INS CO	OH	26794	(630)472-7700	88,703,901	38,972,112	49,731,789	0	CI SU	
PLATEAU INS CO	TN	97152	(931)484-8411	16,506,065	10,526,585	5,979,480	0	DI LI	
PLATTE RIVER INS CO	NE	18619	(608)231-4450	117,333,177	81,052,133	36,281,044	1,885,484	CW MT PI SU VE	
PMA CAPITAL INS CO	PA	39675	(215)665-5000	430,647,217	309,081,152	121,566,065	0	CI MT PI SU VE	
PMI MORTGAGE GUARANTY CO.	AZ	10670	(925)658-7878	13,458,282	6,795,040	6,663,242	0	MG	
PMI MORTGAGE INS CO.	AZ	27251	(925)658-7878	3,487,286,008	2,968,951,702	518,334,306	22,237,275	MG	
PODIATRY INS CO OF AMERICA, A MUTUAL CO	IL	14460	(615)371-8776	231,845,803	159,228,922	72,616,881	1,688,933	CI	
POLISH NATIONAL ALLIANCE OF THE U.S. OF N.A.	IL	57622	(773)286-0500	422,140,512	388,039,696	34,100,819	24,835	DI LI	
PRAETORIAN INS CO	IL	37257	(212)805-9700	1,739,204,022	1,340,488,814	398,715,209	14,835,446	CW DI MT PI SU VE	
PRAMCO LIFE INS CO	AZ	---	(602)254-5866	Financial Information Not Available †				UR	
PREFERRED CARE LIFE INS CO	AZ	60072	(602)254-5866	184,995	5,860	179,135	0	LR	
PREFERRED CONTRACTORS INS CO, RRG, LLC	MT	12497	(877)587-1763	11,268,630	8,196,593	3,072,037	658,122		
PREFERRED PHYSICIANS MEDICAL RRG, INC.	MO	44083	(913)262-2332	135,383,925	96,028,961	39,354,964	6,928,289	CI	
PREFERRED PROFESSIONAL INS CO	NE	36234	(402)392-1566	274,720,874	188,776,262	85,944,611	1,085	CW	
PREMIER ACCESS INS CO	CA	60237	(916)563-6027	27,950,644	10,652,158	17,298,486	2,336,796	DI	
PREMIER CHOICE DENTAL, INC.	AZ	95224	(714)480-3000	970,081	783,051	187,030	976,506	PD	
PREMIER GROUP INS CO	TN	10800	(615)278-1225	44,777,750	23,972,682	20,805,068	42,366	CW	
PREMIER PHYSICIANS INS CO, INC., A RRG	NV	12613	(775)887-2480	4,515,938	2,383,615	2,132,323	0	CI	
PRENEED REINSURANCE CO OF AMERICA	AZ	11155	(608)257-5611	5,863,443	1,234,342	4,629,102	0	LR	
PRE-PAID LEGAL CASUALTY, INC.	OK	37869	(580)436-1234	26,519,941	2,925,483	23,594,458	10,160,164	PL	
PRESIDENTIAL LIFE INS CO	NY	68039	(914)358-2300	4,277,307,476	3,947,203,464	330,104,012	4,487,061	DI LI	

Company Names: **CO** = COMPANY **CORP** = CORPORATION **INS** = INSURANCE **RRG** = RISK RETENTION GROUP
 Authorized Lines: **CE** = CERTIFICATE OF EXEMPTION (WITH LINES OF AUTHORITY)
CI = CASUALTY **CP** = CAPTIVE INSURER **CW** = CASUALTY WITH WORKERS' COMPENSATION **DI** = DISABILITY **DS** = DENTAL SERVICE
HC = HEALTH CARE SERVICES ORGANIZATION **HS** = HOSPITAL SERVICE **LC** = LIFE CARE PROVIDER **LP** = LIFE CARE PROVIDER PROVISIONAL PERMIT
LI = LIFE **LR** = LIFE AND DISABILITY REINSURANCE **MG** = MORTGAGE GUARANTY **MR** = MECHANICAL REIMBURSEMENT REINSURANCE **MS** = MEDICAL SERVICE
MT = MARINE AND TRANSPORTATION **OS** = OPTOMETRIC SERVICE **PD** = PREPAID DENTAL PLAN **PI** = PROPERTY **PL** = PREPAID LEGAL
RG = DOMESTIC RISK RETENTION GROUP **SU** = SURETY **TI** = TITLE **UR** = UNAFFILIATED CREDIT LIFE AND DISABILITY REINSURANCE **VA** = VARIABLE ANNUITY
VE = VEHICLE **VL** = VARIABLE LIFE

Financial information is as of 12/31/2006 unless alternative fiscal year end is indicated.
 † Fiscal year financial information due August 1 or November 1, 2007 pursuant to A.R.S. § 20-1083.
 ‡ Financial information was not required during this period or is not available due to regulatory action or notification of merger or withdrawal.
 * DBA (Doing Business As)
 ** Life Care Facility

INSURERS AUTHORIZED IN ARIZONA AS OF DECEMBER 31, 2006 - (continued)

NAME	DOMICILE	NAIC #	TELEPHONE	ASSETS	LIABILITIES	CAPITAL & SURPLUS	ARIZONA PREMIUMS	AUTHORIZED LINES
PRIMERICA LIFE INS CO	MA	65919	(770)381-1000	5,549,726,496	3,884,658,212	1,665,068,284	28,790,665	DI LI
PRIMERO INS CO	NV	11855	(800)925-8185	12,791,954	7,757,347	5,034,607	1,408,787	CI PI VE
PRINCETON INS CO	NJ	42226	(609)452-9404	1,007,679,300	785,417,406	222,261,894	(1,642)	CW DI MT PI
PRINCIPAL HEALTH INS CO	IA	71161	(515)247-5111	11,313,276	176,842	11,136,434	0	DI LI
PRINCIPAL LIFE INS CO	IA	61271	(515)247-5111	125,532,324,846	121,933,701,318	3,598,623,528	204,003,110	DI LI VA VL
PRIVATE MEDICAL-CARE OF ARIZONA, INC.	AZ	95366	<i>Name changed 5/15/06, now known as ALPHA DENTAL OF ARIZONA, INC.</i>					
PRIVATE RESIDENTIAL MORTGAGE INS CORP	NC	37095	(919)846-4100	16,304,910	6,591,076	9,713,834	0	MG
PROBUILDERS SPECIALTY INS CO, RRG	DC	11671	(770)257-1777	230,399,965	209,791,168	20,608,797	3,587,925	CI
PROCENTURY INS CO	TX	21903	(614)895-2000	40,821,101	25,208,162	15,612,939	0	CI PI SU VE
PRODUCERS AGRICULTURE INS CO	TX	34312	(806)372-6785	53,800,914	29,860,430	23,940,484	782,073	PI
PROFESSIONAL INS CO	TX	68047	(804)662-2400	76,631,857	57,439,924	19,191,934	1,017,414	DI LI
PROFESSIONAL LIABILITY INS CO OF AMERICA	NY	12513	(314)719-2207	47,420,509	28,486,165	18,934,344	0	MT PI
PROFESSIONAL SECURITY INS CO	AZ	11811	(800)282-4882	19,734,548	2,477,791	17,256,757	0	CI
PROFESSIONAL SOLUTIONS INS CO	IA	11127	(515)313-4527	13,899,132	5,535,591	8,363,541	349,395	CI PI
PROFESSIONALS ADVOCATE INS CO	MD	29017	(410)785-0050	95,031,228	59,938,568	35,092,660	0	CI PI SU
PROFESSIONALS DIRECT INS CO	MI	25585	(616)456-8899	45,873,365	28,376,367	17,496,998	1,905,593	CI
PROGRAMMED LIFE INS CO	AZ	64866	(303)790-8090	160,624	6,346	154,278	0	LR
PROGRESSIVE ADVANCED INS CO	OH	11851	(440)461-5000	136,173,708	91,588,499	44,585,209	153,234,483	CI MT PI VE
PROGRESSIVE CASUALTY INS CO	OH	24260	(440)461-5000	5,588,119,908	3,995,419,282	1,592,700,626	51,391,006	CI MT PI SU VE
PROGRESSIVE CLASSIC INS CO	WI	42994	(440)461-5000	402,730,524	316,172,966	86,557,558	91,957	CI MT PI SU VE
PROGRESSIVE HOME INS CO	OH	11851	<i>Name changed 5/19/06, now known as PROGRESSIVE ADVANCED INS CO</i>					
PROGRESSIVE NORTHERN INS CO	WI	38628	(440)461-5000	1,269,437,962	911,857,994	357,579,968	0	CI MT PI SU VE
PROGRESSIVE NORTHWESTERN INS CO	OH	42919	(440)461-5000	1,206,911,185	847,643,103	359,268,082	11,925,547	CI MT PI VE
PROGRESSIVE PALOVERDE INS CO	IN	44695	(440)461-5000	40,808,673	31,736,986	9,071,687	3,866,363	CI MT VE
PROGRESSIVE PREFERRED INS CO	OH	37834	(440)461-5000	617,790,363	446,269,656	171,520,707	101,782,980	CI MT PI SU VE
PROGRESSIVE SPECIALTY INS CO	OH	32786	(440)461-5000	1,120,562,502	501,030,447	619,532,055	0	CI MT PI SU VE
PROGRESSIVE WEST INS CO	OH	27804	(440)461-5000	152,837,196	109,903,784	42,933,412	0	CI MT PI SU VE
PROPERTY AND CASUALTY INS CO OF HARTFORD	IN	34690	(860)547-5000	200,095,124	107,565,034	92,530,090	21,605,969	CW DI MT PI SU VE
PROSELECT NATIONAL INS CO, INC.	AZ	20400	(617)330-1755	11,183,117	13,033	11,170,084	0	CI MT PI VE
PROTECTION LIFE INS CO	AZ	---	(602)957-4647	Financial Information Not Available †				UR
PROTECTIVE INS CO	IN	12416	(317)636-9800	595,991,207	253,300,239	342,690,968	1,038,627	CW DI MT PI SU VE
PROTECTIVE LIFE AND ANNUITY INS CO	AL	88536	(205)879-9230	579,774,757	536,681,437	43,093,320	32,463	DI LI
PROTECTIVE LIFE INS CO	TN	68136	(205)879-9230	19,047,009,656	17,658,584,480	1,388,425,175	33,368,549	DI LI VA VL
PROVIDENCE ASSURANCE, INC.	AZ	---	Financial Information Not Available				CP	
PROVIDENCE PROPERTY & CASUALTY INS CO	OK	28711	(214)618-6900	79,992,221	60,206,260	19,785,961	199,136	CW PI
PROVIDENCE WASHINGTON INS CO	RI	24295	(401)453-7000	191,536,831	159,959,013	31,577,818	0	CW MT PI SU VE
PROVIDENT AMERICAN INS CO	TX	68179	(214)696-9091	18,375,776	15,972,375	2,403,400	42,543	DI LI
PROVIDENT AMERICAN LIFE & HEALTH INS CO	OH	67903	(903)722-1110	8,990,896	2,439,730	6,551,166	35,525	DI LI
PROVIDENT LIFE AND ACCIDENT INS CO	TN	68195	(423)755-1011	7,872,145,652	6,750,381,249	1,121,764,403	19,573,640	DI LI

Company Names: **CO** = COMPANY **CORP** = CORPORATION **INS** = INSURANCE **RRG** = RISK RETENTION GROUP
 Authorized Lines: **CE** = CERTIFICATE OF EXEMPTION (WITH LINES OF AUTHORITY)
CI = CASUALTY **CP** = CAPTIVE INSURER **CW** = CASUALTY WITH WORKERS' COMPENSATION **DI** = DISABILITY **DS** = DENTAL SERVICE
HC = HEALTH CARE SERVICES ORGANIZATION **HS** = HOSPITAL SERVICE **LC** = LIFE CARE PROVIDER **LP** = LIFE CARE PROVIDER PROVISIONAL PERMIT
LI = LIFE **LR** = LIFE AND DISABILITY REINSURANCE **MG** = MORTGAGE GUARANTY **MR** = MECHANICAL REIMBURSEMENT REINSURANCE **MS** = MEDICAL SERVICE
MT = MARINE AND TRANSPORTATION **OS** = OPTOMETRIC SERVICE **PD** = PREPAID DENTAL PLAN **PI** = PROPERTY **PL** = PREPAID LEGAL
RG = DOMESTIC RISK RETENTION GROUP **SU** = SURETY **TI** = TITLE **UR** = UNAFFILIATED CREDIT LIFE AND DISABILITY REINSURANCE **VA** = VARIABLE ANNUITY
VE = VEHICLE **VL** = VARIABLE LIFE

Financial information is as of 12/31/2006 unless alternative fiscal year end is indicated.

† Fiscal year financial information due August 1 or November 1, 2007 pursuant to A.R.S. § 20-1083.

‡ Financial information was not required during this period or is not available due to regulatory action or notification of merger or withdrawal.

* DBA (Doing Business As)

** Life Care Facility

INSURERS AUTHORIZED IN ARIZONA AS OF DECEMBER 31, 2006 - (continued)

NAME	DOMICILE	NAIC #	TELEPHONE	ASSETS	LIABILITIES	CAPITAL & SURPLUS	ARIZONA PREMIUMS	AUTHORIZED LINES
PRUCO LIFE INS CO	AZ	79227	(973)802-6000	25,360,117,797	24,339,815,486	1,020,302,311	38,298,129	DI LI VA VL
PRUDENTIAL ARIZONA REINSURANCE CAPTIVE CO	AZ	---		Financial Information Not Available				CP
PRUDENTIAL INS CO OF AMERICA, THE	NJ	68241	(877)301-1212	245,816,674,570	239,844,165,485	5,972,509,085	262,017,198	DI LI VA VL
PRUDENTIAL RETIREMENT INS AND ANNUITY CO	CT	93629	(860)534-2000	59,441,285,976	58,399,815,470	1,041,470,506	3,206,508	DI LI VA VL
PUBLIC SERVICE MUTUAL INS CO	NY	15059	(212)591-9500	680,073,415	429,261,479	250,811,936	3,559,906	CW MT PI SU VE
PUEBLO NORTE SENIOR LIVING COMMUNITY **	MD	---	(617)796-8350	1,183	5,998	(4,815)	0	LC
PUTNAM REINSURANCE CO	NY	35157	(212)770-2000	505,289,968	367,198,531	138,091,437	0	CI DI MT PI SU VE
PXRE REINSURANCE CO	CT	29807	(908)906-8100	295,917,606	157,943,251	137,974,355	0	CI DI MT PI SU VE
PYRAMID LIFE INS CO, THE	KS	68284	(407)996-4519	162,080,531	133,027,832	29,052,699	3,448,797	DI LI
QBE INS CORP	PA	39217	(212)422-1212	478,982,515	341,588,368	137,394,147	9,639,041	CW DI MT PI SU VE
QBE REINSURANCE CORP	PA	10219	(212)422-1212	1,171,664,694	626,081,501	545,583,193	0	CI DI MT PI SU VE
QCS INS CO	AZ	---		Financial Information Not Available				CP
QUANTA INDEMNITY CO	CO	23752	(212)373-1800	263,139,353	174,667,219	88,472,132	1,181,059	CW MT PI SU VE
R&Q REINSURANCE CO	PA	22705	(267)765-3792	348,776,358	320,455,430	28,320,928	0	CW DI MT PI SU VE
R.V.I. NATIONAL INS CO	CT	23132	(203)975-2100	15,412,344	531,784	14,880,560	0	DI MT SU
RADIAN ASSET ASSURANCE INC.	NY	36250	(212)983-5859	2,258,169,748	1,256,914,024	1,001,255,724	195,525	CI SU
RADIAN GUARANTY INC.	PA	33790	(800)523-1988	3,963,742,984	3,467,692,015	496,050,969	26,871,232	MG
RADIAN MORTGAGE INS INC.	AZ	33944	(215)564-6600	57,952,083	30,811,982	27,140,101	0	MG
RAINIER INS CO	AZ	43915	(206)763-1135	27,998,312	8,978,452	19,019,860	36,687	CW MT PI SU VE
RAMPART INS CO	NY	38512	(212)480-0570	92,897,705	63,559,884	29,337,821	0	CW PI SU VE
RANCHERS AND FARMERS INS CO	TX	11853	(409)924-8200	8,661,389	2,884,165	5,777,224	0	CI MT PI
REASSURE AMERICA LIFE INS CO	IL	65765	(877)794-7773	11,440,522,179	11,102,288,927	338,233,252	7,688,772	DI LI
RED SHIELD INS CO	WA	41580	(503)226-4146	42,299,886	20,235,557	22,064,329	0	CI MT PI
RED SHIELD SURPLUS INS CO.	AZ	11667	(206)763-8620	1,787,853	661	1,787,192	0	CI MT PI SU VE
REDLAND INS CO	NJ	37303	(212)790-9700	149,539,054	111,475,954	38,063,100	536,137	CW MT PI SU VE
REDWOOD FIRE AND CASUALTY INS CO	NE	11673	(402)393-7255	800,766,861	495,539,713	305,227,148	4,078	CW DI MT PI SU VE
REGAL INS CO	IN	38873	Name changed 1/12/06, now known as INFINITY SECURITY INS CO					
REGENT INS CO	WI	24449	(608)837-4440	277,903,345	193,510,891	84,392,454	298,175	CW DI MT PI SU VE
REGIONAL HEALTH INS CO, A RRG	DC	12010	(630)694-5193	5,606,662	4,675,542	931,120	0	CI
REGIONS LIFE INS CO	AZ	85413	(602)254-5866	28,476,679	1,908,904	26,567,774	0	LR
REINSURANCE CO OF AMERICA, INC.	IL	26549	(315)768-8943	34,002,613	22,692,463	11,310,150	0	CW
RELIABLE LIFE INS CO, THE	MO	68357	(314)819-4300	713,744,292	657,813,217	55,931,075	19,749	DI LI
RELIAANCE LIFE INS CO	DE	72613	(215)864-4000	8,847,100	37,231	8,809,869	0	DI LI
RELIAANCE STANDARD LIFE INS CO	IL	68381	(800)351-7500	2,939,388,901	2,523,136,035	416,252,866	8,127,899	DI LI
RELIASTAR LIFE INS CO	MN	67105	(612)372-5432	22,050,607,611	19,727,148,282	2,323,459,329	39,067,789	DI LI VA VL
RELIASTAR LIFE INS CO OF NEW YORK	NY	61360	(770)980-5100	2,999,326,251	2,721,114,704	278,211,547	1,289,285	DI LI
REMINGTON LIFE INS CO	AZ	---	(800)477-8858	Financial Information Not Available †				UR
RENAISSANCE LIFE & HEALTH INS CO	IN	94587	(800)745-7509	6,436,600	347,915	6,088,685	0	DI LI
RENAISSANCE LIFE & HEALTH INS CO OF AMERICA	DE	61700	(800)745-7509	14,042,803	3,803,769	10,239,034	1,144	DI LI

Company Names: CO = COMPANY CORP = CORPORATION INS = INSURANCE RRG = RISK RETENTION GROUP
 CE = CERTIFICATE OF EXEMPTION (WITH LINES OF AUTHORITY)
 Authorized Lines: CI = CASUALTY CP = CAPTIVE INSURER CW = CASUALTY WITH WORKERS' COMPENSATION DI = DISABILITY DS = DENTAL SERVICE
 HC = HEALTH CARE SERVICES ORGANIZATION HS = HOSPITAL SERVICE LC = LIFE CARE PROVIDER LP = LIFE CARE PROVIDER PROVISIONAL PERMIT
 LI = LIFE LR = LIFE AND DISABILITY REINSURANCE MG = MORTGAGE GUARANTY MR = MECHANICAL REIMBURSEMENT REINSURANCE MS = MEDICAL SERVICE
 MT = MARINE AND TRANSPORTATION OS = OPTOMETRIC SERVICE PD = PREPAID DENTAL PLAN PI = PROPERTY PL = PREPAID LEGAL
 RG = DOMESTIC RISK RETENTION GROUP SU = SURETY TI = TITLE UR = UNAFFILIATED CREDIT LIFE AND DISABILITY REINSURANCE VA = VARIABLE ANNUITY
 VE = VEHICLE VL = VARIABLE LIFE

Financial information is as of 12/31/2006 unless alternative fiscal year end is indicated.

† Fiscal year financial information due August 1 or November 1, 2007 pursuant to A.R.S. § 20-1083.

‡ Financial information was not required during this period or is not available due to regulatory action or notification of merger or withdrawal.

* DBA (Doing Business As)

** Life Care Facility

INSURERS AUTHORIZED IN ARIZONA AS OF DECEMBER 31, 2006 - (continued)

NAME	DOMICILE	NAIC #	TELEPHONE	ASSETS	LIABILITIES	CAPITAL & SURPLUS	ARIZONA PREMIUMS	AUTHORIZED LINES	
REPUBLIC AMERICAN LIFE INS CO	TX	81132	(214)631-6310	3,290,304	744,931	2,545,373	42,801	DI LI	
REPUBLIC INDEMNITY CO OF AMERICA	CA	22179	(818)990-9860	893,445,866	572,615,946	320,829,920	6,538,797	CW MT PI SU VE	
REPUBLIC INDEMNITY CO OF CALIFORNIA	CA	43753	(818)990-9860	38,431,160	17,848,913	20,582,247	527,303	CW	
REPUBLIC INS CO	TX	38318	(214)559-1000	81,923,996	65,439,295	16,484,701	0	CI DI MT PI SU VE	
REPUBLIC MORTGAGE INS CO	NC	28452	(336)661-0015	1,588,450,346	1,472,751,450	115,698,896	11,398,672	MG	
REPUBLIC MORTGAGE INS CO OF FLORIDA	FL	32174	(336)661-0015	41,353,691	29,073,168	12,280,523	0	MG	
REPUBLIC MORTGAGE INS CO OF NORTH CAROLINA	NC	31275	(800)999-7642	525,255,752	421,989,379	103,266,373	0	MG	
REPUBLIC UNDERWRITERS INS CO	TX	24538	(972)788-6000	531,286,184	349,222,753	182,063,431	409,873	CI DI MT PI SU VE	
REPUBLIC WESTERN INS CO	AZ	31089	(602)263-6755	259,080,514	157,844,081	101,236,433	1,112,441	CW DI MT PI SU VE	
REPUBLIC-VANGUARD INS CO	AZ	40479	(972)788-6000	21,928,494	1,437,108	20,491,386	0	CI DI MT PI SU VE	
RESERVE CAPITAL LIFE INS CO	AZ	97446	(501)225-7295	2,726,069	1,572,831	1,153,238	0	LR	
RESERVE NATIONAL INS CO	OK	68462	(405)848-7931	104,917,859	60,596,582	44,321,277	470,301	DI LI	
RESIDENTIAL GUARANTY CO.	AZ	10287	(925)658-7878	513,563,890	422,152,228	91,411,662	0	MG	
RESIDENTIAL INS CO.	AZ	10741	(925)658-7878	7,257,390	1,778,325	5,479,065	0	MG	
RESIDENTIAL INS CO, INC., A RRG	HI	10691	(720)747-6000	3,470,783	1,650,750	1,820,033	25,596	CI	
RESNICK, WULBERT & RESNICK LIFE INS CO	AZ	---	(847)572-6864	Financial Information Not Available †				UR	
RESOURCE LIFE INS CO	IL	61506	(847)953-1000	125,311,705	94,965,658	30,346,047	88,923	DI LI	
RESPONSE INS CO	DE	43044	(203)634-7200	99,532,646	28,072,142	71,460,504	385,844	CI MT PI VE	
RESPONSE WORLDWIDE INS CO	CT	26050	(203)634-7200	66,507,708	43,049,943	23,457,765	856,385	CI VE	
RESTORATION RRG, INC.	AZ	12209		11,714,943	6,521,981	5,192,962	83,923	RG	
REVIOS REINSURANCE U.S. INC.	CA	87017	(416)598-4677	361,700,201	309,080,703	52,619,498	0	DI LI	
RGA REINSURANCE CO	MO	93572	(636)736-7000	11,061,594,533	10,010,748,526	1,050,846,007	0	DI LI	
RIHT LIFE INS CO	AZ	94943	(602)254-5866	3,013,404	346,122	2,667,282	0	LR	
RISK ASSOCIATES LIFE INS CO	AZ	---	Name changed 8/15/06, now known as TREMONT REINSURANCE CO						
RIVERPORT INS CO	MN	36684	(612)766-3000	71,078,997	39,925,506	31,153,492	1,921,876	CI MT PI SU VE	
RIVERSIDE CAPTIVE INS CO	FY Ending 08/31/2006	AZ	---	Financial Information Not Available				CP	
RIVERSOURCE LIFE INS CO	MN	65005	(612)671-3131	74,682,920,418	71,424,862,770	3,258,057,648	168,981,690	DI LI VA VL	
RLI INDEMNITY CO	IL	28860	(309)692-1000	41,723,923	6,326,622	35,397,301	51,167	CI MT PI SU VE	
RLI INS CO	IL	13056	(309)692-1000	1,366,310,095	619,404,680	746,905,415	7,175,818	CI DI MT PI SU VE	
ROCHDALE INS CO	NY	12491	(212)220-7120	118,381,113	96,959,145	21,421,968	0	SUSPENDED	
ROCHE SURETY AND CASUALTY CO, INC.	FL	42706	(813)623-5042	6,130,708	583,558	5,547,150	4,324	SU	
ROCKFORD LIFE INS CO	AZ	60008	(602)994-5813	557,502	64,103	493,399	0	LR	
ROCKHILL INS CO	AZ	28053	(816)412-2801	176,796,015	52,594,107	124,201,908	1,819,645	CI DI MT PI SU VE	
ROYAL INDEMNITY CO	DE	24678	(704)522-2000	3,246,553,338	2,670,951,560	575,601,778	419,924	CW DI MT PI SU VE	
ROYAL NEIGHBORS OF AMERICA	IL	57657	(309)788-4561	647,990,165	436,842,360	211,147,805	4,314,408	DI LI	
ROYAL OAKS **	FY Ending 02/28/2006	AZ	95249	(623)933-2807	77,987,893	55,850,327	22,137,566	0	LC
RSUI INDEMNITY CO	NH	22314	(404)504-6100	2,257,889,695	1,337,250,735	920,638,960	6,704,199	CI MT PI	
RUDANDA LIFE INS CO	AZ	---	(847)572-6864	Financial Information Not Available †				UR	
RURAL COMMUNITY INS CO	MN	39039	(763)323-2299	2,658,693,154	2,384,867,437	273,825,717	1,464,224	CI MT PI VE	

Company Names: CO = COMPANY CORP = CORPORATION INS = INSURANCE RRG = RISK RETENTION GROUP
 CE = CERTIFICATE OF EXEMPTION (WITH LINES OF AUTHORITY)
 Authorized Lines: CI = CASUALTY CP = CAPTIVE INSURER CW = CASUALTY WITH WORKERS' COMPENSATION DI = DISABILITY DS = DENTAL SERVICE
 HC = HEALTH CARE SERVICES ORGANIZATION HS = HOSPITAL SERVICE LC = LIFE CARE PROVIDER LP = LIFE CARE PROVIDER PROVISIONAL PERMIT
 LI = LIFE LR = LIFE AND DISABILITY REINSURANCE MG = MORTGAGE GUARANTY MR = MECHANICAL REIMBURSEMENT REINSURANCE MS = MEDICAL SERVICE
 MT = MARINE AND TRANSPORTATION OS = OPTOMETRIC SERVICE PD = PREPAID DENTAL PLAN PI = PROPERTY PL = PREPAID LEGAL
 RG = DOMESTIC RISK RETENTION GROUP SU = SURETY TI = TITLE UR = UNAFFILIATED CREDIT LIFE AND DISABILITY REINSURANCE VA = VARIABLE ANNUITY
 VE = VEHICLE VL = VARIABLE LIFE

Financial information is as of 12/31/2006 unless alternative fiscal year end is indicated.
 † Fiscal year financial information due August 1 or November 1, 2007 pursuant to A.R.S. § 20-1083.
 ‡ Financial information was not required during this period or is not available due to regulatory action or notification of merger or withdrawal.
 * DBA (Doing Business As)
 ** Life Care Facility

INSURERS AUTHORIZED IN ARIZONA AS OF DECEMBER 31, 2006 - (continued)

NAME	DOMICILE	NAIC #	TELEPHONE	ASSETS	LIABILITIES	CAPITAL & SURPLUS	ARIZONA PREMIUMS	AUTHORIZED LINES
S.USA LIFE INS CO, INC.	AZ	60183	(877)725-4372	17,399,297	3,623,317	13,775,980	47,243	DI LI
SAFE AUTO INS CO	OH	25405	(614)231-0200	445,113,182	287,966,922	157,146,260	10,059,291	VE
SAFECO INS CO OF AMERICA	WA	24740	(206)545-5000	4,522,038,349	3,366,636,926	1,155,401,423	63,353,536	CW DI MT PI SU VE
SAFECO INS CO OF ILLINOIS	IL	39012	(206)545-5000	664,143,852	475,461,207	188,682,645	220,835	CI MT PI SU VE
SAFECO INS CO OF INDIANA	IN	11215	(206)545-5000	18,751,168	6,616,676	12,134,492	0	CI MT PI VE
SAFECO NATIONAL INS CO	MO	24759	(206)545-5000	252,767,361	159,979,141	92,788,220	0	CI MT VE
SAFEHEALTH LIFE INS CO	CA	79014	(949)425-4300	26,394,060	11,006,262	15,387,798	986,660	DI LI
SAFETY FIRST INS CO	IL	11123	(888)372-7512	15,353,397	3,442,068	11,911,329	10,964	CW
SAFETY NATIONAL CASUALTY CORP	MO	15105	(314)995-5300	1,522,910,476	1,106,884,224	416,026,252	2,369,327	CW MT PI SU VE
SAFEWAY INS CO	IL	12521	(630)887-8300	370,949,235	113,959,898	256,989,337	28,046,117	CI
SAFEWAY PROPERTY INS CO	NE	17248	(352)333-0160	25,483,548	13,118,589	12,364,959	0	CI PI VE
SAGAMORE INS CO	IN	40460	(317)636-9800	166,683,330	66,214,945	100,468,385	229,087	CW DI MT PI SU VE
SAGEWOOD **	IA	---	(515)875-4500	50,273,673	30,230,962	20,042,711	0	LC
SAGICOR LIFE INS CO	TX	60445	(480)425-5100	480,592,214	445,534,902	35,057,312	410,177	DI LI
SAGUARO NATIONAL CAPTIVE INS CO	AZ	---		Financial Information Not Available				CP
SAN FRANCISCO REINSURANCE CO	CA	21911	(415)899-2000	102,043,941	27,942,321	74,101,620	0	CW DI MT PI SU VE
SANDHILL LIFE INS CO	AZ	---	(480)994-5812	Financial Information Not Available †				UR
SCAFFOLD INDUSTRY INS CO RRG, INC.	DC	12524	(214)432-1272	2,300,458	1,787,580	512,878	163,500	CI
SCAN HEALTH PLAN ARIZONA	AZ	12279	(562)989-5100	16,844,212	1,129,479	15,714,733	0	HC
SCAN HEALTH PLAN ARIZONA, INC.	AZ	12279	Name changed 4/6/06, now known as SCAN HEALTH PLAN ARIZONA					
SCF ARIZONA *	AZ	36714	(602)631-2278	3,325,401,529	2,655,879,467	669,522,062	427,268,395	CW
SCOR LIFE INS CO	TX	68446	(972)560-9500	52,264,131	15,735,485	36,528,646	38,491	DI LI
SCOR LIFE U.S. RE INS CO	TX	64688	(972)560-9500	1,958,736,415	1,832,405,138	126,331,276	0	DI LI
SCOR REINSURANCE CO	NY	30058	(212)480-1900	1,329,137,817	864,521,398	464,616,419	0	CI MT PI SU VE
SCOTT LIFE INS CO	AZ	76961	(515)243-2131	93,558,851	3,132,596	90,426,255	0	DI LI
SCOTTISH RE (U.S.), INC.	DE	87572	(704)752-6742	3,090,603,561	2,783,904,211	306,699,350	0	DI LI
SCOTTISH RE LIFE CORP	DE	90670	(704)542-9192	667,980,846	586,686,511	81,294,335	0	DI LI
SCOTTSDALE CAPTIVE INS CO	FY Ending 09/30/2006 AZ	---		Financial Information Not Available				CP
SCOTTSDALE INS CO	OH	41297	(480)365-4000	1,614,824,711	1,120,660,575	494,164,136	17,697,241	CI MT PI VE
SCOTTSDALE SURPLUS LINES INS CO	AZ	10672	(480)948-0505	9,663,968	826,531	8,837,437	0	CI MT PI VE
SEABOARD SURETY CO	NY	22535	(651)310-7911	140,626,596	11,731,406	128,895,190	953,871	CW MT PI SU
SEABRIGHT INS CO	IL	15563	(206)269-8500	550,860,338	328,550,123	222,310,216	6,272,212	CW DI MT PI SU VE
SEARS LIFE INS CO	TX	69914	(817)348-5301	75,742,846	21,591,969	54,150,877	1,395,358	DI LI
SEATON INS CO	RI	25763	(401)331-4885	79,479,626	39,449,177	40,030,452	0	CW DI MT PI SU VE
SEB TRYGG LIFE (USA) ASSURANCE CO LIMITED	AZ	89071	(602)266-1166	638,838	178,283	460,555	0	LI VA VL
SECURA INS, A MUTUAL CO	WI	22543	(920)739-3161	561,676,165	351,539,072	210,137,093	151,019	CW MT PI SU VE
SECURA SUPREME INS CO	WI	10239	(920)739-3161	67,139,737	41,509,758	25,629,979	1,804,528	CW MT PI SU VE
SECURIAN CASUALTY CO	MN	10054	(651)665-3500	50,114,806	3,618,457	46,496,349	0	CI PI
SECURIAN LIFE INS CO	MN	93742	(651)665-3500	122,363,603	5,928,849	116,434,754	244,751	DI LI VA VL

Company Names: CO = COMPANY CORP = CORPORATION INS = INSURANCE RRG = RISK RETENTION GROUP
 Authorized Lines: CE = CERTIFICATE OF EXEMPTION (WITH LINES OF AUTHORITY)
 CI = CASUALTY CP = CAPTIVE INSURER CW = CASUALTY WITH WORKERS' COMPENSATION DI = DISABILITY DS = DENTAL SERVICE
 HC = HEALTH CARE SERVICES ORGANIZATION HS = HOSPITAL SERVICE LC = LIFE CARE PROVIDER LP = LIFE CARE PROVIDER PROVISIONAL PERMIT
 LI = LIFE LR = LIFE AND DISABILITY REINSURANCE MG = MORTGAGE GUARANTY MR = MECHANICAL REIMBURSEMENT REINSURANCE MS = MEDICAL SERVICE
 MT = MARINE AND TRANSPORTATION OS = OPTOMETRIC SERVICE PD = PREPAID DENTAL PLAN PI = PROPERTY PL = PREPAID LEGAL
 RG = DOMESTIC RISK RETENTION GROUP SU = SURETY TI = TITLE UR = UNAFFILIATED CREDIT LIFE AND DISABILITY REINSURANCE VA = VARIABLE ANNUITY
 VE = VEHICLE VL = VARIABLE LIFE

Financial information is as of 12/31/2006 unless alternative fiscal year end is indicated.

† Fiscal year financial information due August 1 or November 1, 2007 pursuant to A.R.S. § 20-1083.

‡ Financial information was not required during this period or is not available due to regulatory action or notification of merger or withdrawal.

* DBA (Doing Business As)

** Life Care Facility

INSURERS AUTHORIZED IN ARIZONA AS OF DECEMBER 31, 2006 - (continued)

NAME	DOMICILE	NAIC #	TELEPHONE	ASSETS	LIABILITIES	CAPITAL & SURPLUS	ARIZONA PREMIUMS	AUTHORIZED LINES	
SECURITY AMERICA RRG, INC.	VT	11267	(802)864-5599	2,957,145	1,550,735	1,406,410	10,945	CI	
SECURITY BENEFIT LIFE INS CO	KS	68675	(785)438-3000	12,169,856,810	11,595,137,844	574,718,966	20,239,764	DI LI VA VL	
SECURITY FINANCIAL LIFE INS CO.	NE	68764	(402)434-9500	831,397,404	739,782,555	91,614,849	1,351,075	DI LI	
SECURITY INS CO OF HARTFORD	DE	24902	(704)522-2000	1,172,728,866	980,928,999	191,799,867	975,844	CW DI MT PI SU VE	
SECURITY LIFE INS CO OF AMERICA	MN	68721	(612)544-2121	79,092,842	64,235,225	14,857,618	1,035,282	DI LI	
SECURITY LIFE OF DENVER INS CO	CO	68713	(303)860-1290	23,761,828,797	22,166,484,495	1,595,344,302	20,873,631	DI LI VA VL	
SECURITY MUTUAL LIFE INS CO OF NEW YORK	NY	68772	(607)723-3551	2,041,281,483	1,934,453,086	106,828,397	1,266,455	DI LI	
SECURITY NATIONAL LIFE INS CO	UT	69485	(801)264-1060	292,732,489	276,813,554	15,918,935	904,806	DI LI	
SECURITY UNION TITLE INS CO	CA	50857	(904)854-8100	107,157,480	40,354,212	66,803,268	22,559,559	TI	
SELECT INS CO	TX	22233	(972)650-2800	62,417,383	1,251,732	61,165,651	0	CW MT PI SU VE	
SELECT MARKETS INS CO	IL	19836	(210)321-8400	15,406,319	4,993,985	10,412,334	170,316	CW MT PI SU VE	
SELECTIVE INS CO OF NEW YORK	NY	13730	(973)948-3000	286,182,503	215,009,439	71,173,064	274,613	CI MT PI SU VE	
SENECA INS CO, INC.	NY	10936	(212)344-3000	307,231,311	191,193,904	116,037,407	1,283,945	CW MT PI SU VE	
SENECA SPECIALTY INS CO	AZ	10729	(212)344-3000	26,501,290	2,278,869	24,222,421	20,548	CI MT PI SU VE	
SENIOR AMERICAN LIFE INS CO	PA	76759	(215)918-0515	17,704,869	12,659,148	5,045,721	1,034,475	DI LI	
SENTINEL AMERICAN LIFE INS CO	TX	77119	(972)540-6540	46,999,301	31,293,982	15,705,319	1	DI LI	
SENTINEL INS CO, LTD.	CT	11000	(860)547-5000	379,208,466	64,539,412	314,669,054	31,676,716	CW MT PI SU VE	
SENTINEL SECURITY LIFE INS CO	UT	68802	(801)484-8514	52,300,000	29,756,250	22,543,750	534,660	DI LI	
SENTRY CASUALTY CO	WI	28460	(715)346-6000	51,428,930	75,991	51,352,937	0	CW DI MT PI SU VE	
SENTRY INS A MUTUAL CO	WI	24988	(715)346-6000	5,280,674,980	2,486,897,811	2,793,777,148	10,504,891	CW DI MT PI SU VE	
SENTRY LIFE INS CO	WI	68810	(715)346-6000	3,096,614,850	2,846,793,768	249,821,086	8,541,064	DI LI VA VL	
SENTRY SELECT INS CO	WI	21180	(715)346-6000	631,343,106	436,696,824	194,646,282	8,836,482	CW DI MT PI SU VE	
SEQUOIA INS CO	CA	22985	(831)657-4525	177,755,736	111,844,898	65,910,838	258,851	CW MT PI SU VE	
SERVICE INS CO	FL	36560	(941)746-4107	23,152,361	13,133,119	10,019,241	1,647	CW MT PI SU VE	
SERVICE LIFE AND CASUALTY INS CO	TX	77151	(512)343-0600	139,579,107	104,157,982	35,421,124	0	DI LI	
SERVUS LIFE INS CO	CT	80586	(860)843-4586	58,955,541	3,762,508	55,193,033	0	DI LI VA VL	
SETTLERS LIFE INS CO	WI	97241	(608)257-5611	373,479,054	326,481,484	46,997,572	122,253	DI LI	
SHENANDOAH LIFE INS CO	VA	68845	(540)985-4400	1,583,908,602	1,463,048,012	120,860,590	444,643	DI LI	
SHERIDAN RE, INC.	AZ	---			Financial Information Not Available			CP	
SIERRA HEALTH AND LIFE INS CO, INC.	CA	71420	(702)242-7779	152,841,259	89,088,814	63,752,445	13,188,260	DI LI	
SIERRA WINDS **	FY Ending 10/31/2006	AZ	96032	(623)972-0212	34,331,980	52,694,579	(18,362,599)	0	LC
SIGHTCARE, INC.	AZ	47012	(480)961-1865	770,301	363,654	406,647	2,164,716	OS	
SILVERSCRIPT INS CO	TN	12575	(615)743-6616	177,592,596	122,177,041	55,415,555	1,093,926	DI	
SIRIUS AMERICA INS CO	DE	35408	Name changed 8/3/06, now known as DELOS INS CO						
SLOVENE NATIONAL BENEFIT SOCIETY	PA	57673	(412)695-1100	152,798,425	143,420,586	9,377,839	0	DI LI	
SOCIAL SERVICES PROVIDERS CAPTIVE INS CO	AZ	---			Financial Information Not Available			CP	
SOMERSET LIFE INS CO	AZ	63169	(201)666-5156	14,914,731	13,234,083	1,680,648	0	LR	
SOMPO JAPAN INS CO OF AMERICA	NY	11126	(212)416-1200	534,129,051	328,017,180	206,111,871	889,017	CW MT PI SU VE	
SONS OF NORWAY	MN	57142	(612)827-3611	245,721,659	235,671,035	10,050,624	215,096	DI LI	

Company Names: CO = COMPANY CORP = CORPORATION INS = INSURANCE RRG = RISK RETENTION GROUP
 CE = CERTIFICATE OF EXEMPTION (WITH LINES OF AUTHORITY)
 Authorized Lines: CI = CASUALTY CP = CAPTIVE INSURER CW = CASUALTY WITH WORKERS' COMPENSATION DI = DISABILITY DS = DENTAL SERVICE
 HC = HEALTH CARE SERVICES ORGANIZATION HS = HOSPITAL SERVICE LC = LIFE CARE PROVIDER LP = LIFE CARE PROVIDER PROVISIONAL PERMIT
 LI = LIFE LR = LIFE AND DISABILITY REINSURANCE MG = MORTGAGE GUARANTY MR = MECHANICAL REIMBURSEMENT REINSURANCE MS = MEDICAL SERVICE
 MT = MARINE AND TRANSPORTATION OS = OPTOMETRIC SERVICE PD = PREPAID DENTAL PLAN PI = PROPERTY PL = PREPAID LEGAL
 RG = DOMESTIC RISK RETENTION GROUP SU = SURETY TI = TITLE UR = UNAFFILIATED CREDIT LIFE AND DISABILITY REINSURANCE VA = VARIABLE ANNUITY
 VE = VEHICLE VL = VARIABLE LIFE

Financial information is as of 12/31/2006 unless alternative fiscal year end is indicated.
 † Fiscal year financial information due August 1 or November 1, 2007 pursuant to A.R.S. § 20-1083.
 ‡ Financial information was not required during this period or is not available due to regulatory action or notification of merger or withdrawal.
 * DBA (Doing Business As)
 ** Life Care Facility

INSURERS AUTHORIZED IN ARIZONA AS OF DECEMBER 31, 2006 - (continued)

NAME	DOMICILE	NAIC #	TELEPHONE	ASSETS	LIABILITIES	CAPITAL & SURPLUS	ARIZONA PREMIUMS	AUTHORIZED LINES
SOUTHEAST FAMILY LIFE INS CO	AZ	89281	(954)429-2333	17,309,063	14,459,776	2,849,287	0	LR
SOUTHERN GENERAL UNDERWRITERS INS CO	AZ	37311	(770)952-0080	7,701,202	2,743,900	4,957,301	0	CI DI MT PI SU VE
SOUTHERN INS CO	TX	19216	(972)788-6000	8,519,478	624,416	7,895,062	103,541	CW DI MT PI SU VE
SOUTHERN RISK LIFE INS CO	AZ	---	(602)254-5866	Financial Information Not Available †				UR
SOUTHLAND NATIONAL INS CORP	AL	79057	(205)345-7410	141,561,531	133,018,817	8,542,714	1,084,321	DI LI
SOUTHWEST EQUITY LIFE INS CO	AZ	98426	(319)363-5400	9,578,326	4,326,793	5,251,533	0	LR
SOUTHWEST GENERAL INS CO	NM	27499	(505)722-6621	5,572,971	3,100,948	2,472,023	211,970	VE
SOUTHWEST MARINE AND GENERAL INS CO	AZ	12294	(212)551-0600	25,075,950	44,562	25,031,388	175	CW MT PI SU
SOUTHWEST RISK ASSURANCE CO, INC.	AZ	---		Financial Information Not Available				CP
SPECTRUM LIFE INS CO	AZ	---	(602)254-5866	Financial Information Not Available †				UR
SPIRIT MOUNTAIN INS CO RRG, INC.	DC	10754	(775)782-6663	3,598,165	2,519,524	1,078,641	72,707	CI
SPLENDIDO AT RANCHO VISTOSO **	AZ	---	(847)492-7500	80,063,000	71,768,000	8,295,000	0	LC
SPRINGFIELD INS CO	CA	36790	(626)915-1951	73,815,576	51,862,421	21,953,154	71,086	CW
SRP CAPTIVE RISK SOLUTIONS, LIMITED	FY Ending 04/30/2006 AZ	---		Financial Information Not Available				CP
ST. CHARLES INS CO RRG	SC	11114	(843)766-2327	8,729,509	5,274,789	3,454,720	24,970	CI
ST. PAUL FIRE AND MARINE INS CO	MN	24767	(651)310-7911	20,171,993,801	13,152,114,948	7,019,878,853	28,527,040	CW DI MT PI SU VE
ST. PAUL GUARDIAN INS CO	MN	24775	(612)310-7066	14,779,131	127,684	14,651,448	268,655	CW DI MT PI SU VE
ST. PAUL MEDICAL LIABILITY INS CO	MN	41750	(612)310-7911	190,380,929	136,684,450	53,696,479	0	CW MT PI SU VE
ST. PAUL MERCURY INS CO	MN	24791	(612)310-7066	25,568,452	(443,706)	26,012,157	5,112,094	CW DI MT PI SU VE
ST. PAUL PROTECTIVE INS CO	IL	19224	(651)310-7911	504,764,671	273,347,553	231,417,117	42,935	CW DI MT PI SU VE
STANDARD CASUALTY CO	TX	12645	(830)629-6111	21,621,107	4,629,432	16,991,675	175,066	CI PI SU
STANDARD FIRE INS CO	CT	19070	(860)277-0111	3,599,560,790	2,323,342,559	1,276,218,231	18,536,045	CW DI MT PI SU VE
STANDARD GUARANTY INS CO	DE	42986	(770)763-1000	141,972,910	102,312,063	39,660,847	183,000	CI DI MT PI VE
STANDARD INS CO	OR	69019	(503)321-7000	12,148,124,273	11,211,376,810	936,747,463	84,563,683	DI LI VA
STANDARD LIFE AND ACCIDENT INS CO	OK	86355	(409)766-6624	528,742,530	317,174,457	211,568,073	3,194,477	DI LI
STANDARD LIFE INS CO OF INDIANA	IN	69051	(317)574-6200	1,643,066,036	1,550,600,327	92,465,709	2,826,313	DI LI
STANDARD SECURITY LIFE INS CO OF NY	NY	69078	(212)355-4141	344,282,872	236,364,785	107,918,087	10,442,120	DI LI
STANFORD LIFE INS CO	AZ	77372	(602)254-5866	1,414,182	598,076	816,107	2,367	DI LI
STAR INS CO	MI	18023	(248)358-1100	468,216,067	303,108,714	165,107,354	1,797,072	CW DI MT PI SU VE
STARBOARD CAPTIVE INS CO	AZ	---	<i>Name changed 8/18/06, now known as STARBOARD INS CO</i>					
STARBOARD INS CO	AZ	---		Financial Information Not Available				CP
STARMOUNT LIFE INS CO	LA	68985	(225)926-2888	20,571,216	10,751,821	9,819,395	258,374	DI LI
STARNET INS CO	DE	40045	(203)542-3800	157,047,893	54,432,373	102,615,520	4,882,624	CW DI MT PI SU VE
STARVED ROCK LIFE INS CO	AZ	---	(847)572-6864	Financial Information Not Available †				UR
STATE AUTO NATIONAL INS CO	OH	19530	(614)464-5000	105,351,376	37,725,172	67,626,204	154,149	CI MT PI SU VE
STATE AUTO PROPERTY & CASUALTY INS CO	IA	25127	(614)464-5000	1,555,269,249	976,365,633	578,903,616	21,013	CW MT PI SU VE
STATE AUTO PROPERTY AND CASUALTY INS CO	IA	25127	<i>Name changed 11/14/06, now known as STATE AUTO PROPERTY & CASUALTY INS CO</i>					
STATE AUTOMOBILE MUTUAL INS CO	OH	25135	(614)464-5000	1,941,501,162	612,578,187	1,328,922,975	2,224,723	CW MT PI SU VE
STATE FARM ANNUITY AND LIFE INS CO	IL	94498	(309)766-2311	8,106,986	57,854	8,049,132	0	DI LI

Company Names: CO = COMPANY CORP = CORPORATION INS = INSURANCE RRG = RISK RETENTION GROUP
 Authorized Lines: CE = CERTIFICATE OF EXEMPTION (WITH LINES OF AUTHORITY)
 CI = CASUALTY CP = CAPTIVE INSURER CW = CASUALTY WITH WORKERS' COMPENSATION DI = DISABILITY DS = DENTAL SERVICE
 HC = HEALTH CARE SERVICES ORGANIZATION HS = HOSPITAL SERVICE LC = LIFE CARE PROVIDER LP = LIFE CARE PROVIDER PROVISIONAL PERMIT
 LI = LIFE LR = LIFE AND DISABILITY REINSURANCE MG = MORTGAGE GUARANTY MR = MECHANICAL REIMBURSEMENT REINSURANCE MS = MEDICAL SERVICE
 MT = MARINE AND TRANSPORTATION OS = OPTOMETRIC SERVICE PD = PREPAID DENTAL PLAN PI = PROPERTY PL = PREPAID LEGAL
 RG = DOMESTIC RISK RETENTION GROUP SU = SURETY TI = TITLE UR = UNAFFILIATED CREDIT LIFE AND DISABILITY REINSURANCE VA = VARIABLE ANNUITY
 VE = VEHICLE VL = VARIABLE LIFE

Financial information is as of 12/31/2006 unless alternative fiscal year end is indicated.
 † Fiscal year financial information due August 1 or November 1, 2007 pursuant to A.R.S. § 20-1083.
 ‡ Financial information was not required during this period or is not available due to regulatory action or notification of merger or withdrawal.
 * DBA (Doing Business As)
 ** Life Care Facility

INSURERS AUTHORIZED IN ARIZONA AS OF DECEMBER 31, 2006 - (continued)

NAME	DOMICILE	NAIC #	TELEPHONE	ASSETS	LIABILITIES	CAPITAL & SURPLUS	ARIZONA PREMIUMS	AUTHORIZED LINES
STATE FARM FIRE AND CASUALTY CO	IL	25143	(309)766-2311	24,413,590,236	15,465,481,326	8,948,108,911	354,938,431	CW DI MT PI SU VE
STATE FARM GENERAL INS CO	IL	25151	(309)766-2311	4,192,497,656	2,341,786,332	1,850,711,324	0	CW DI MT PI SU
STATE FARM LIFE INS CO	IL	69108	(309)766-2311	42,209,001,818	37,147,123,798	5,061,878,020	57,040,748	LI VA VL
STATE FARM MUTUAL AUTOMOBILE INS CO	IL	25178	(309)766-2311	98,348,108,897	40,313,841,036	58,034,267,860	524,751,814	CI DI MT PI SU VE
STATE LIFE INS CO, THE	IN	69116	(317)681-5300	2,386,102,556	2,254,451,822	131,650,734	1,526,904	DI LI
STATE MUTUAL INS CO	GA	69132	(706)291-1054	370,548,472	341,473,073	29,075,399	1,227,224	DI LI
STATE NATIONAL INS CO, INC.	TX	12831	(817)265-2000	176,295,019	83,711,261	92,583,758	6,703,978	CI MT PI SU VE
STATES SELF-INSURERS RRG, INC.	VT	44075	(612)766-3000	20,238,723	12,907,941	7,330,782	795,723	CI
STERLING INS GROUP, INC.	AZ	---		Financial Information Not Available				CP
STERLING INVESTORS LIFE INS CO	GA	89184	(706)235-8154	25,525,744	18,936,420	6,589,323	63,907	DI LI
STERLING LIFE INS CO	IL	77399	(847)953-1000	204,136,706	101,984,680	102,152,026	10,625,196	DI LI
STEWART TITLE GUARANTY CO	TX	50121	(713)625-8100	1,039,874,920	531,366,222	508,508,698	33,445,986	TI
STICO MUTUAL INS CO, RRG	VT	10476	(802)862-4400	18,803,418	8,528,417	10,275,001	0	CI
STONEBRIDGE CASUALTY INS CO	OH	10952	(800)233-4624	292,597,667	190,770,686	101,826,981	3,408,775	CI DI MT PI SU VE
STONEBRIDGE LIFE INS CO	VT	65021	(972)881-6406	1,885,014,104	1,759,024,460	125,989,644	10,943,227	DI LI
STONEWALL INS CO	RI	22276	(401)331-4885	106,071,349	49,514,310	56,557,040	0	CI MT PI VE
STONINGTON INS CO	TX	10340	(972)664-7000	355,546,154	261,758,971	93,787,183	5,680,611	CW MT PI SU VE
STRATFORD INS CO	NH	40436	(201)847-8600	173,871,607	122,129,329	51,742,278	0	CI PI VE
SUA INS CO	IL	40134	(312)277-1600	245,754,129	168,446,381	77,307,748	228,025	CW MT PI SU VE
SUMMERLIN LIFE AND HEALTH INS CO	NV	11838	(702)304-5500	15,493,045	10,083,986	5,409,059	0	DI LI
SUMMIT CREDIT LIFE INS CO	AZ	85596	(602)254-5866	5,724,160	603,387	5,120,773	0	LR
SUN HEALTH MEDISUN, INC.	AZ	95982	(623)974-7434	23,217,074	13,553,609	9,663,465	159,287,849	HC
SUN LIFE ASSURANCE CO OF CANADA	CANADA	80802	(781)237-6030	13,566,226,303	13,105,372,423	460,853,880	43,818,100	DI LI
SUN LIFE ASSURANCE CO OF CANADA (U.S.)	DE	79065	(781)237-6030	42,552,001,902	41,125,527,907	1,426,473,995	63,882,007	DI LI VA VL
SUN SURETY INS CO	SD	10909	(605)348-1000	10,301,120	5,118,006	5,183,114	127,464	SU
SUNAMERICA LIFE INS CO	AZ	69256	(888)502-0600	46,889,646,418	42,427,077,950	4,462,568,468	318,751	DI LI
SUNSET LIFE INS CO OF AMERICA	MO	69272	(816)753-0034	456,697,001	418,938,826	37,758,177	559,015	DI LI
SUNTRUST INS CO	AZ	85995	(602)254-5866	16,910,243	3,134,709	13,775,534	0	DI LI
SUPERIOR INS CO	FL	12220	(813)887-4878	5,310,406	7,027,718	(1,717,312)	0	REHABILITATION
SUPERIOR VISION INS, INC.	AZ	60188	(949)461-3300	12,305,679	6,183,122	6,122,558	0	LR
SUPREME COUNCIL OF THE ROYAL ARCANUM	MA	58181	(617)426-4135	66,665,460	52,166,873	14,498,587	0	LI
SURETEC INS CO	TX	10916	(713)812-0800	54,998,334	27,414,922	27,583,412	0	SU
SURETY BONDING CO OF AMERICA	SD	24047	(605)336-0850	8,686,189	1,786,782	6,899,407	111,504	CI SU
SURETY LIFE INS CO	NE	69310	(847)402-5000	13,326,012	1,088,102	12,237,910	523,953	DI LI
SUTLIFF LIFE INS CO	AZ	79090	(602)439-4322	1,358,141	460,146	897,995	0	LR
SUTLIFF WARRANTY CO	AZ	11249	(602)439-4322	3,668,902	2,518,863	1,150,039	0	MR
SWISS RE LIFE & HEALTH AMERICA INC.	CT	82627	(914)828-8486	11,973,008,192	9,832,945,746	2,140,062,446	0	DI LI
SWISS REINSURANCE AMERICA CORP	NY	25364	(914)828-8665	11,369,549,606	8,354,790,210	3,014,759,396	0	CW DI MT PI SU VE
SYMETRA LIFE INS CO	WA	68608	(425)256-8134	18,364,578,031	17,098,356,071	1,266,221,960	26,265,081	DI LI VA VL

Company Names: CO = COMPANY CORP = CORPORATION INS = INSURANCE RRG = RISK RETENTION GROUP
 Authorized Lines: CE = CERTIFICATE OF EXEMPTION (WITH LINES OF AUTHORITY)
 CI = CASUALTY CP = CAPTIVE INSURER CW = CASUALTY WITH WORKERS' COMPENSATION DI = DISABILITY DS = DENTAL SERVICE
 HC = HEALTH CARE SERVICES ORGANIZATION HS = HOSPITAL SERVICE LC = LIFE CARE PROVIDER LP = LIFE CARE PROVIDER PROVISIONAL PERMIT
 LI = LIFE LR = LIFE AND DISABILITY REINSURANCE MG = MORTGAGE GUARANTY MR = MECHANICAL REIMBURSEMENT REINSURANCE MS = MEDICAL SERVICE
 MT = MARINE AND TRANSPORTATION OS = OPTOMETRIC SERVICE PD = PREPAID DENTAL PLAN PI = PROPERTY PL = PREPAID LEGAL
 RG = DOMESTIC RISK RETENTION GROUP SU = SURETY TI = TITLE UR = UNAFFILIATED CREDIT LIFE AND DISABILITY REINSURANCE VA = VARIABLE ANNUITY
 VE = VEHICLE VL = VARIABLE LIFE

Financial information is as of 12/31/2006 unless alternative fiscal year end is indicated.
 † Fiscal year financial information due August 1 or November 1, 2007 pursuant to A.R.S. § 20-1083.
 ‡ Financial information was not required during this period or is not available due to regulatory action or notification of merger or withdrawal.
 * DBA (Doing Business As)
 ** Life Care Facility

INSURERS AUTHORIZED IN ARIZONA AS OF DECEMBER 31, 2006 - (continued)

NAME	DOMICILE	NAIC #	TELEPHONE	ASSETS	LIABILITIES	CAPITAL & SURPLUS	ARIZONA PREMIUMS	AUTHORIZED LINES
SYMETRA NATIONAL LIFE INS CO	WA	90581	(425)256-8000	16,175,307	5,952,739	10,222,568	2,496	DI LI
SYNERGY INS CO, INC., A RRG	NV	12349	(775)322-6636	678,281	0	678,281	0	CI
T.H.E. INS CO	LA	12866	(727)367-6900	167,968,883	117,921,598	50,047,285	1,037,862	CW MT PI SU VE
TAPESTRY INS CORP	AZ	---		Financial Information Not Available				CP
TEACHERS INS AND ANNUITY ASSOCIATION OF AMERICA	NY	69345	(212)490-9000	183,697,731,614	168,415,566,624	15,282,164,990	122,939,957	DI LI VA
TEACHERS INS CO	IL	22683	(217)789-2500	302,137,693	192,402,141	109,735,552	2,430,237	CI DI MT PI VE
TEB LIFE INS CO	AZ	81604	(703)896-8941	3,738,793	211,951	3,526,842	0	LR
TECHNOLOGY INS CO, INC.	NH	42376	(212)220-7120	306,821,121	187,227,635	119,593,486	2,984,627	CW MT PI SU VE
TEMPLETON FUNDS ANNUITY CO	MN	69604	(763)765-7488	21,544,764	10,264,146	11,280,617	0	LI
TENNESSEE LIFE INS CO	AZ	85502	(615)484-8411	1,032,197	434,202	597,995	0	LR
TERRA INS CO (A RRG)	VT	10113	(802)229-5042	31,051,534	10,982,382	20,069,152	0	CI
TEXAS GENERAL INDEMNITY CO	CO	19526	(319)399-5700	29,747,513	16,725,748	13,021,765	0	CI VE
TEXAS LIFE INS CO	TX	69396	(817)752-6521	1,910,465,484	1,870,769,400	39,696,084	817,698	LI
TGG CAPTIVE INS CO	AZ	---		Financial Information Not Available				CP
THE COLONNADE **	AZ	---	(623)975-8704	2,432,553	3,208,526	(775,973)	0	LC
THRIVENT FINANCIAL FOR LUTHERANS	WI	56014	(612)340-7000	52,538,896,550	48,422,047,119	4,116,849,431	60,082,855	VA DI LI VL
THRIVENT LIFE INS CO	MN	97721	(612)340-7000	3,731,230,823	3,563,693,972	167,536,851	1,324,323	DI LI
TIAA-CREF LIFE INS CO	NY	60142	(888)842-5433	3,208,373,412	2,867,820,497	340,552,915	2,912,311	DI LI VA VL
TICOR TITLE INS CO	CA	50067	(312)223-2581	258,183,631	205,285,113	52,898,518	25,713,457	TI
TICOR TITLE INS CO OF FLORIDA	FL	51535	(407)261-2355	119,638,355	89,780,366	29,857,989	2,298,391	TI
TIERONE REINSURANCE CO	AZ	---	(602)957-4647	Financial Information Not Available †				UR
TIG INDEMNITY CO	CA	25496	(603)656-2233	26,868,015	2,057,316	24,810,699	0	CW DI MT PI SU VE
TIG INS CO	CA	25534	(603)656-2233	2,191,152,602	1,507,776,422	683,376,180	(13,323)	CW DI MT PI SU VE
TIG SPECIALTY INS CO	CA	25445	(603)656-2233	30,636,344	228,245	30,408,099	0	CI MT PI VE
TIME INS CO	WI	69477	(414)271-3011	820,779,019	582,215,630	238,563,390	40,448,599	DI LI
TIPPECANOE LIFE INS CO	AZ	---	(312)332-0430	Financial Information Not Available †				UR
TITAN INDEMNITY CO	TX	13242	(800)888-8424	148,045,471	55,018,158	93,027,313	12,685,949	CI MT PI SU VE
TITAN INS CO	MI	36269	(800)888-8424	114,492,472	39,832,821	74,659,651	17,601,755	CI MT PI SU VE
TITAN INS CO, INC., A RRG	SC	11153	(843)766-2327	16,165,576	4,217,342	11,948,234	0	CI
TITLE INDUSTRY ASSURANCE CO RRG	VT	10084	(802)863-5774	8,867,657	5,298,285	3,569,372	1,065	CI
TITLE INS CO OF AMERICA	TN	50245	(804)267-8000	13,184,836	4,039,598	9,145,238	0	TI
TITLE RESOURCES GUARANTY CO	TX	50016	(972)644-6500	45,124,114	17,395,686	27,728,428	23,919,927	TI
TM SPECIALTY INS CO	AZ	10738	(212)297-6600	20,192,012	331,775	19,860,237	0	CW
TNUS INS CO	NY	32301	(212)297-6600	112,908,268	70,478,794	42,429,474	0	CI DI MT PI SU VE
TOA REINSURANCE CO OF AMERICA, THE	DE	42439	(973)898-9480	1,369,524,260	964,924,999	404,599,261	0	CI MT PI SU VE
TOKIO MARINE & NICHIDO FIRE INS CO., LTD. (U.S. BRANCH)	JAPAN	12904	(212)297-6600	1,585,465,065	1,125,826,328	459,638,737	3,999,666	CW DI MT PI SU VE
TOPA INS CO	CA	18031	(310)201-0451	209,138,507	132,786,988	76,351,519	3,994,623	CI MT PI VE
TOTAL DENTAL ADMINISTRATORS HEALTH PLAN, INC.	AZ	52120	(602)266-1995	853,081	711,673	141,408	2,859,494	PD
TOWER INS CO OF NEW YORK	NY	44300	(212)655-2000	638,621,602	437,971,379	200,650,223	0	CW MT PI SU VE

Company Names: CO = COMPANY CORP = CORPORATION INS = INSURANCE RRG = RISK RETENTION GROUP
 CE = CERTIFICATE OF EXEMPTION (WITH LINES OF AUTHORITY)
 Authorized Lines: CI = CASUALTY CP = CAPTIVE INSURER CW = CASUALTY WITH WORKERS' COMPENSATION DI = DISABILITY DS = DENTAL SERVICE
 HC = HEALTH CARE SERVICES ORGANIZATION HS = HOSPITAL SERVICE LC = LIFE CARE PROVIDER LP = LIFE CARE PROVIDER PROVISIONAL PERMIT
 LI = LIFE LR = LIFE AND DISABILITY REINSURANCE MG = MORTGAGE GUARANTY MR = MECHANICAL REIMBURSEMENT REINSURANCE MS = MEDICAL SERVICE
 MT = MARINE AND TRANSPORTATION OS = OPTOMETRIC SERVICE PD = PREPAID DENTAL PLAN PI = PROPERTY PL = PREPAID LEGAL
 RG = DOMESTIC RISK RETENTION GROUP SU = SURETY TI = TITLE UR = UNAFFILIATED CREDIT LIFE AND DISABILITY REINSURANCE VA = VARIABLE ANNUITY
 VE = VEHICLE VL = VARIABLE LIFE

Financial information is as of 12/31/2006 unless alternative fiscal year end is indicated.
 † Fiscal year financial information due August 1 or November 1, 2007 pursuant to A.R.S. § 20-1083.
 ‡ Financial information was not required during this period or is not available due to regulatory action or notification of merger or withdrawal.
 * DBA (Doing Business As)
 ** Life Care Facility

INSURERS AUTHORIZED IN ARIZONA AS OF DECEMBER 31, 2006 - (continued)

NAME	DOMICILE	NAIC #	TELEPHONE	ASSETS	LIABILITIES	CAPITAL & SURPLUS	ARIZONA PREMIUMS	AUTHORIZED LINES
TOWER NATIONAL INS CO	MA	43702	(212)655-2000	21,311,238	11,597,145	9,714,093	0	CW MT PI SU
TOWN & COUNTRY LIFE INS CO	UT	77674	(801)363-5227	5,252,550	2,393,237	2,859,313	0	DI LI
TOYOTA MOTOR INS CO	IA	37621	(310)787-3692	166,791,693	116,878,911	49,912,782	1,112,448	CI MT PI SU VE
TRACE LIFE INS CO	AZ	---	(602)200-6900	Financial Information Not Available †				UR
TRADERS INS CO	MO	42749	(816)822-1887	13,997,997	9,607,472	4,390,525	0	CI MT PI VE
TRANS CITY CASUALTY INS CO	AZ	34002	(480)483-6500	16,868,689	9,601,456	7,267,233	9,099,483	CW
TRANS PACIFIC INS CO	NY	41238	(212)297-6600	58,357,951	13,976,626	44,381,325	403	CW MT PI SU VE
TRANS WORLD ASSURANCE CO	CA	69566	(650)348-2300	323,901,093	257,307,918	66,593,175	197,427	DI LI
TRANSAM ASSURANCE CO	AZ	71986	(850)456-7401	4,081,267	1,004,746	3,076,520	240	DI LI
TRANSAMERICA FINANCIAL LIFE INS CO	NY	70688	(914)697-8000	16,802,679,275	15,914,602,280	888,076,995	378,522	DI LI VA
TRANSAMERICA LIFE INS CO	IA	86231	(319)398-8511	73,929,534,848	71,886,756,678	2,042,778,170	183,245,168	DI LI VA VL
TRANSAMERICA OCCIDENTAL LIFE INS CO	IA	67121	(213)742-2111	30,344,061,307	27,451,913,244	2,892,148,063	34,929,493	DI LI VA VL
TRANSATLANTIC REINSURANCE CO	NY	19453	(212)770-2000	10,161,483,247	7,102,000,289	3,059,482,958	0	CW DI MT PI SU VE
TRANS-CITY LIFE INS CO.	AZ	77690	(480)483-6500	18,519,194	10,722,013	7,797,181	2,749,687	DI LI
TRANSCONTINENTAL INS CO	NY	20486	(312)822-5000	99,217,823	202,856	99,014,967	7,719,311	CW DI MT PI SU VE
TRANSGUARD INS CO OF AMERICA, INC.	IL	28886	(630)570-3990	220,822,444	146,311,886	74,510,558	1,050,032	CW MT PI SU VE
TRANSNATION TITLE INS CO	NE	50012	(804)267-8000	175,500,578	112,664,160	62,836,418	56,149,825	TI
TRANSPORT INS CO	OH	33014	(401)719-9000	47,490,107	29,842,761	17,647,346	0	CW DI MT PI SU VE
TRANSPORTATION INS CO	IL	20494	(312)822-5000	88,273,001	317,928	87,955,073	10,103,467	CW DI MT PI SU VE
TRANSURANCE RRG, INCORPORATED	AZ	11815		10,451,561	8,037,444	2,414,117	0	RG
TRANSWESTERN INS CO	AZ	11119	(559)266-9555	137,322	0	137,322	0	SUSPENDED
TRAVCO INS CO	CT	28188	(860)277-0111	191,082,262	127,363,853	63,718,409	0	CI MT PI SU VE
TRAVELERS CASUALTY AND SURETY CO	CT	19038	(860)277-0111	14,358,336,770	9,900,242,744	4,458,094,025	991,222	CW DI MT PI SU VE
TRAVELERS CASUALTY AND SURETY CO OF AMERICA	CT	31194	(860)277-0111	3,291,414,536	2,163,513,785	1,127,900,751	26,017,480	CW DI MT PI SU VE
TRAVELERS CASUALTY CO OF CONNECTICUT	CT	36170	(860)277-0111	305,129,610	223,043,291	82,086,319	0	CW MT PI SU VE
TRAVELERS CASUALTY INS CO OF AMERICA	CT	19046	(860)277-0111	1,750,762,269	1,302,925,597	447,836,672	0	CW MT PI SU VE
TRAVELERS COMMERCIAL CASUALTY CO	CT	40282	(860)277-0111	309,549,983	228,668,731	80,881,252	0	CW DI MT PI VE
TRAVELERS COMMERCIAL INS CO	CT	36137	(860)277-0111	303,657,361	223,215,265	80,442,096	532,322	CW MT PI SU VE
TRAVELERS HOME AND MARINE INS CO, THE	CT	27998	(860)277-0111	190,558,007	127,243,759	63,314,248	9,413,943	CI MT PI SU VE
TRAVELERS INDEMNITY CO OF AMERICA, THE	CT	25666	(860)277-0111	494,404,429	362,926,487	131,477,942	14,685,581	CW MT PI SU VE
TRAVELERS INDEMNITY CO OF CONNECTICUT, THE	CT	25682	(860)277-0111	949,212,297	644,759,036	304,453,261	8,273,625	CW DI MT PI SU VE
TRAVELERS INDEMNITY CO, THE	CT	25658	(860)277-0111	19,419,086,591	12,017,570,231	7,401,516,361	34,821,412	CW DI MT PI SU VE
TRAVELERS INS CO, THE (ACCIDENT DEPARTMENT)	CT	39357	<i>Name changed 5/1/06, now known as METLIFE INS CO OF CONNECTICUT (ACCIDENT DEPT)</i>					
TRAVELERS INS CO, THE (LIFE DEPARTMENT)	CT	87726	<i>Name changed 5/1/06, now known as METLIFE INS CO OF CONNECTICUT (LIFE DEPT)</i>					
TRAVELERS LIFE AND ANNUITY CO, THE	CT	80950	<i>Name changed 5/1/06, now known as METLIFE LIFE AND ANNUITY CO OF CONNECTICUT</i>					
TRAVELERS PROPERTY CASUALTY CO OF AMERICA	CT	25674	(860)277-0111	256,735,805	167,052,878	89,682,927	91,685,862	CW MT PI SU VE
TRAVELERS PROPERTY CASUALTY INS CO	CT	36161	(860)277-0111	201,153,646	140,551,080	60,602,566	49,696	CI MT PI VE
TRAVELERS PROTECTIVE ASSOCIATION OF AMERICA, THE	MO	56006	(314)371-0533	11,212,832	1,650,883	9,561,949	2,920	DI
TREMONT REINSURANCE CO	AZ	---	(602)254-5866	Financial Information Not Available †				UR

Company Names: CO = COMPANY CORP = CORPORATION INS = INSURANCE RRG = RISK RETENTION GROUP
 CE = CERTIFICATE OF EXEMPTION (WITH LINES OF AUTHORITY)
 Authorized Lines: CI = CASUALTY CP = CAPTIVE INSURER CW = CASUALTY WITH WORKERS' COMPENSATION DI = DISABILITY DS = DENTAL SERVICE
 HC = HEALTH CARE SERVICES ORGANIZATION HS = HOSPITAL SERVICE LC = LIFE CARE PROVIDER LP = LIFE CARE PROVIDER PROVISIONAL PERMIT
 LI = LIFE LR = LIFE AND DISABILITY REINSURANCE MG = MORTGAGE GUARANTY MR = MECHANICAL REIMBURSEMENT REINSURANCE MS = MEDICAL SERVICE
 MT = MARINE AND TRANSPORTATION OS = OPTOMETRIC SERVICE PD = PREPAID DENTAL PLAN PI = PROPERTY PL = PREPAID LEGAL
 RG = DOMESTIC RISK RETENTION GROUP SU = SURETY TI = TITLE UR = UNAFFILIATED CREDIT LIFE AND DISABILITY REINSURANCE VA = VARIABLE ANNUITY
 VE = VEHICLE VL = VARIABLE LIFE

Financial information is as of 12/31/2006 unless alternative fiscal year end is indicated.
 † Fiscal year financial information due August 1 or November 1, 2007 pursuant to A.R.S. § 20-1083.
 ‡ Financial information was not required during this period or is not available due to regulatory action or notification of merger or withdrawal.
 * DBA (Doing Business As)
 ** Life Care Facility

INSURERS AUTHORIZED IN ARIZONA AS OF DECEMBER 31, 2006 - (continued)

NAME	DOMICILE	NAIC #	TELEPHONE	ASSETS	LIABILITIES	CAPITAL & SURPLUS	ARIZONA PREMIUMS	AUTHORIZED LINES
TRENWICK AMERICA REINSURANCE CORP	CT	34894	(203)353-5500	221,839,597	181,339,994	40,499,603	0	CW MT PI SU VE
TRIAD GUARANTY INS CORP	IL	24350	(336)723-1282	794,359,344	625,920,456	168,438,888	3,891,105	MG
TRINITY UNIVERSAL INS CO	TX	19887	(214)360-8000	3,334,835,592	2,150,583,717	1,184,251,875	0	CI MT PI SU VE
TRINITY UNIVERSAL INS CO OF KANSAS, INC.	KS	15954	(214)360-8000	22,891,879	12,478,338	10,413,541	0	CI MT PI SU VE
TRITON INS CO	TX	41211	(817)348-7565	715,673,522	268,925,095	446,748,427	682,201	CI DI MT VE
TRIUMPHE CASUALTY CO	PA	41106	(330)659-8900	15,024,728	1,353,972	13,670,756	0	CI DI MT PI SU VE
TRUASSURE INS CO	IL	92525	(800)414-4988	2,701,931	66,674	2,635,257	0	DI LI
TRUCK INS EXCHANGE	CA	21709	(213)932-3200	1,641,531,367	1,170,372,731	471,158,636	36,624,025	CW DI MT PI SU VE
TRUMBULL INS CO	CT	27120	(860)547-5000	427,851,128	107,511,119	320,340,009	21,379,052	CW DI MT PI SU VE
TRUSTEES LIFE INS CO	AZ	---	(602)254-5866	Financial Information Not Available †				UR
TRUSTMARK INS CO	IL	61425	(847)615-1500	1,282,004,018	1,042,196,456	239,807,562	1,176,837	DI LI
TRUSTMARK LIFE INS CO	IL	62863	(847)615-1500	564,631,467	424,185,468	140,445,999	38,724,641	DI LI
TRYGG-HANSA INS CO, LTD. - US BRANCH	SWEDEN	33421	(914)624-7780	5,856,626	410,417	5,446,209	0	CI MT PI SU VE
TWIN CITY FIRE INS CO	IN	29459	(860)547-5000	615,891,197	322,198,624	293,692,573	39,970,697	CW DI MT PI SU VE
TWIN LIFE INS CO	AZ	80209	(972)751-5544	535,130	166,297	368,834	0	LR
U.S. FINANCIAL LIFE INS CO	OH	84530	(513)686-2000	503,890,389	464,088,722	39,801,668	3,574,796	LI
U.S. SPECIALTY INS CO	TX	29599	(713)744-3700	786,650,462	588,128,952	198,521,510	5,170,741	CW DI MT PI
UBS LIFE INS CO USA	CA	67423	(515)245-2000	47,180,746	12,039,005	35,141,741	0	DI LI VA VL
ULICO CASUALTY CO	DE	37893	(202)682-0900	142,250,940	75,354,481	66,896,459	10,738	CW DI MT PI SU VE
ULLICO LIFE INS CO	TX	86371	(202)682-0900	12,957,847	3,036,683	9,921,164	22,280	DI LI
UNDERWRITER FOR THE PROFESSIONS INS CO	CO	41050	(707)226-0100	236,198,579	146,077,847	90,120,732	0	CI
UNICARE LIFE & HEALTH INS CO	IN	80314	(312)234-7000	1,491,396,476	1,213,294,784	278,101,692	21,976,961	DI LI
UNIFIED LIFE INS CO	TX	11121	(913)685-2233	75,284,816	63,689,905	11,594,911	8,147	DI LI
UNIGARD INDEMNITY CO	WA	25798	(206)641-4321	94,675,136	64,407,585	30,267,552	818,630	CW MT PI SU VE
UNIGARD INS CO	WA	25747	(206)641-4321	691,060,050	465,795,015	225,265,035	7,667,040	CW DI MT PI SU VE
UNIMERICA INS CO	WI	91529	(763)797-7126	94,297,787	56,581,374	37,716,413	746,979	DI LI
UNION BANKERS INS CO	TX	69701	(407)628-1776	99,578,413	86,507,136	13,071,279	335,875	DI LI
UNION CAPTIVE INS, INC.	AZ	---		Financial Information Not Available				CP
UNION CENTRAL LIFE INS CO, THE	OH	80837	(513)595-2200	7,093,697,509	6,766,614,335	327,083,174	10,648,008	DI LI VA VL
UNION FIDELITY LIFE INS CO	IL	62596	(215)542-4590	18,253,645,474	17,480,849,856	772,795,619	2,634,606	DI LI
UNION INS CO	NE	25844	(515)278-3000	78,526,953	52,169,393	26,357,560	3,187,722	CW MT PI SU VE
UNION INS CO OF PROVIDENCE	IA	21423	(515)280-2511	85,094,124	47,827,199	37,266,925	2,348,157	CI MT PI VE
UNION LABOR LIFE INS CO, THE	MD	69744	(202)682-0900	3,496,021,007	3,356,664,699	139,356,308	617,115	DI LI
UNION SECURITY INS CO	IA	70408	(816)474-2345	7,494,681,143	6,979,575,808	515,105,335	27,397,850	DI LI VA VL
UNION SECURITY LIFE INS CO	DE	98884	(770)763-1000	Financial Information Not Available ‡				DI LI
UNION STANDARD INS CO	OK	38911	(214)719-2400	20,877,266	532,082	20,345,184	0	CI MT PI SU VE
UNIONE ITALIANA REINSURANCE CO OF AMERICA, INC.	NY	36048	(402)536-3000	80,606,876	42,890,868	37,716,008	0	CI MT PI SU VE
UNITED AGRICULTURAL BENEFIT TRUST *	CA	---	(949)975-1424	19,258,915	9,149,590	10,109,325	2,149,452	CE (DI LI)
UNITED AMERICAN INS CO	DE	92916	(972)529-5085	1,192,630,072	1,014,458,383	178,171,689	15,402,122	DI LI

Company Names: **CO** = COMPANY **CORP** = CORPORATION **INS** = INSURANCE **RRG** = RISK RETENTION GROUP
 Authorized Lines: **CE** = CERTIFICATE OF EXEMPTION (WITH LINES OF AUTHORITY)
CI = CASUALTY **CP** = CAPTIVE INSURER **CW** = CASUALTY WITH WORKERS' COMPENSATION **DI** = DISABILITY **DS** = DENTAL SERVICE
HC = HEALTH CARE SERVICES ORGANIZATION **HS** = HOSPITAL SERVICE **LC** = LIFE CARE PROVIDER **LP** = LIFE CARE PROVIDER PROVISIONAL PERMIT
LI = LIFE **LR** = LIFE AND DISABILITY REINSURANCE **MG** = MORTGAGE GUARANTY **MR** = MECHANICAL REIMBURSEMENT REINSURANCE **MS** = MEDICAL SERVICE
MT = MARINE AND TRANSPORTATION **OS** = OPTOMETRIC SERVICE **PD** = PREPAID DENTAL PLAN **PI** = PROPERTY **PL** = PREPAID LEGAL
RG = DOMESTIC RISK RETENTION GROUP **SU** = SURETY **TI** = TITLE **UR** = UNAFFILIATED CREDIT LIFE AND DISABILITY REINSURANCE **VA** = VARIABLE ANNUITY
VE = VEHICLE **VL** = VARIABLE LIFE

Financial information is as of 12/31/2006 unless alternative fiscal year end is indicated.
 † Fiscal year financial information due August 1 or November 1, 2007 pursuant to A.R.S. § 20-1083.
 ‡ Financial information was not required during this period or is not available due to regulatory action or notification of merger or withdrawal.
 * DBA (Doing Business As)
 ** Life Care Facility

INSURERS AUTHORIZED IN ARIZONA AS OF DECEMBER 31, 2006 - (continued)

NAME	DOMICILE	NAIC #	TELEPHONE	ASSETS	LIABILITIES	CAPITAL & SURPLUS	ARIZONA PREMIUMS	AUTHORIZED LINES
UNITED AMERICAS INS CO	NY	36285	(212)486-0700	9,039,019	1,233,204	7,805,817	0	SUSPENDED
UNITED AUTOMOBILE INS CO	FL	35319	(305)935-2119	570,095,802	467,016,034	103,079,768	0	VE
UNITED BENEFIT LIFE INS CO	OH	65269	(913)722-1110	3,177,016	116,328	3,060,688	0	DI LI
UNITED CAPITAL TITLE INS CO	CA	50041	(213)385-3600	53,203,328	28,455,054	24,748,274	18,914,399	TI
UNITED CONCORDIA DENTAL PLANS OF ARIZONA, INC.	AZ	52122	(717)612-4364	82,893	31,468	51,425	49,999	PD
UNITED CONCORDIA INS CO	AZ	85766	(717)260-7081	65,836,742	25,012,594	40,824,148	16,521,361	DI LI
UNITED CONTRACTORS INS CO, INC., A RRG	DC	12280	(760)325-6455	27,681,537	20,617,684	7,063,853	2,206,043	CI
UNITED DENTAL CARE OF ARIZONA, INC.	AZ	47708	(816)474-2345	4,656,810	1,001,268	3,655,542	7,893,516	PD
UNITED EDUCATORS INS, A RECIPROCAL RRG	VT	10020	(301)907-4908	461,725,414	304,360,848	157,364,566	405,045	CI
UNITED FAMILY LIFE INS CO	GA	91693	(770)206-6400	84,423,450	58,882,372	25,541,078	32,286	DI LI
UNITED FIDELITY LIFE INS CO	TX	87645	(816)391-2000	611,953,803	399,413,952	212,539,851	227,624	DI LI
UNITED FINANCIAL CASUALTY CO	OH	11770	(440)461-5000	1,609,180,752	1,182,809,329	426,371,423	18,567,959	CI MT PI VE
UNITED FIRE & CASUALTY CO	IA	13021	(319)399-5700	1,213,874,484	637,891,920	575,982,564	199,059	CI MT PI SU VE
UNITED FIRE & INDEMNITY CO	TX	19496	(409)766-4600	35,350,830	23,233,986	12,116,844	0	CI MT PI VE
UNITED GENERAL TITLE INS CO	CO	51624	(303)292-4848	90,533,195	66,605,340	23,927,855	8,615,514	TI
UNITED GUARANTY COMMERCIAL INS CO OF NC	NC	16659	(336)373-0232	231,628,175	203,868,424	27,759,751	0	CI
UNITED GUARANTY CREDIT INS CO	NC	40525	(800)334-0296	20,443,177	2,682,195	17,760,982	0	MG
UNITED GUARANTY MORTGAGE INDEMNITY CO	NC	26999	(336)373-0232	163,962,029	151,345,570	12,616,459	66,544	MG
UNITED GUARANTY RESIDENTIAL INS CO	NC	15873	(336)373-0232	1,903,313,089	1,770,278,211	133,034,878	15,230,215	MG
UNITED HEALTHCARE INS CO	CT	79413	(877)832-7734	10,260,186,346	7,795,920,740	2,464,265,606	925,517,194	DI LI
UNITED HEALTHCARE OF ARIZONA, INC.	AZ	96016	(602)664-2600	82,767,127	23,203,942	59,563,185	108,287,102	HC
UNITED HERITAGE LIFE INS CO	ID	63983	(800)657-6351	409,752,275	368,524,214	41,228,061	638,542	DI LI
UNITED HERITAGE PROPERTY & CASUALTY CO	ID	18939	(208)493-6200	18,777,091	9,449,464	9,327,627	0	CI PI
UNITED HOME INS CO, A RRG	VT	10712	(802)864-5599	10,622,263	7,999,761	2,622,502	0	CI
UNITED HOME LIFE INS CO	IN	69922	(317)692-7979	48,849,582	38,884,560	9,965,022	215,880	DI LI
UNITED INS CO OF AMERICA	IL	69930	(314)819-4300	2,032,677,846	1,823,873,595	208,804,251	36,028	DI LI
UNITED INVESTORS LIFE INS CO	MO	94099	(205)325-2722	3,046,829,441	2,660,095,592	386,733,849	1,697,740	LI VA VL
UNITED LIBERTY LIFE INS CO	KY	82694	(502)244-2420	28,166,100	25,884,626	2,281,474	2,097	DI LI
UNITED LIFE INS CO	IA	69973	(319)399-5700	1,393,178,624	1,241,502,205	151,676,418	113,502	DI LI
UNITED MISSOURI INS CO	AZ	- - -	(602)254-5866	Financial Information Not Available †				UR
UNITED NATIONAL CASUALTY INS CO	IN	11445	(610)664-1500	36,717,209	12,639,299	24,077,910	0	CW DI MT PI SU VE
UNITED NATIONAL SPECIALTY INS CO	WI	41335	(610)664-1500	84,018,882	27,325,171	56,693,712	1,642	CW DI MT PI SU VE
UNITED OF OMAHA LIFE INS CO	NE	69868	(402)342-7600	12,866,252,859	11,646,350,802	1,219,902,057	39,629,813	DI LI VA VL
UNITED SECURITY LIFE AND HEALTH INS CO	IL	81108	(800)875-4422	26,307,493	16,776,095	9,531,399	6,694,245	DI LI
UNITED SERVICES AUTOMOBILE ASSOCIATION	TX	25941	(210)498-2211	16,868,906,203	5,175,998,479	11,692,907,724	133,204,033	CI MT PI VE
UNITED STATES FIDELITY AND GUARANTY CO	MD	25887	(651)310-7911	4,390,091,740	2,158,185,287	2,231,906,453	2,420,929	CW DI MT PI SU VE
UNITED STATES FIRE INS CO	DE	21113	(973)490-6600	3,328,674,930	2,354,769,514	973,905,416	6,653,860	CW DI MT PI SU VE
UNITED STATES LIABILITY INS CO	PA	25895	(610)688-2535	832,170,067	352,817,209	479,352,856	2,468,463	CW PI VE
UNITED STATES LIFE INS CO IN THE CITY OF NEW YORK, THE	NY	70106	(732)922-7000	4,251,949,618	3,861,887,560	390,062,058	6,001,067	DI LI

Company Names: **CO** = COMPANY **CORP** = CORPORATION **INS** = INSURANCE **RRG** = RISK RETENTION GROUP
 Authorized Lines: **CE** = CERTIFICATE OF EXEMPTION (WITH LINES OF AUTHORITY)
CI = CASUALTY **CP** = CAPTIVE INSURER **CW** = CASUALTY WITH WORKERS' COMPENSATION **DI** = DISABILITY **DS** = DENTAL SERVICE
HC = HEALTH CARE SERVICES ORGANIZATION **HS** = HOSPITAL SERVICE **LC** = LIFE CARE PROVIDER **LP** = LIFE CARE PROVIDER PROVISIONAL PERMIT
LI = LIFE **LR** = LIFE AND DISABILITY REINSURANCE **MG** = MORTGAGE GUARANTY **MR** = MECHANICAL REIMBURSEMENT REINSURANCE **MS** = MEDICAL SERVICE
MT = MARINE AND TRANSPORTATION **OS** = OPTOMETRIC SERVICE **PD** = PREPAID DENTAL PLAN **PI** = PROPERTY **PL** = PREPAID LEGAL
RG = DOMESTIC RISK RETENTION GROUP **SU** = SURETY **TI** = TITLE **UR** = UNAFFILIATED CREDIT LIFE AND DISABILITY REINSURANCE **VA** = VARIABLE ANNUITY
VE = VEHICLE **VL** = VARIABLE LIFE

Financial information is as of 12/31/2006 unless alternative fiscal year end is indicated.
 † Fiscal year financial information due August 1 or November 1, 2007 pursuant to A.R.S. § 20-1083.
 ‡ Financial information was not required during this period or is not available due to regulatory action or notification of merger or withdrawal.
 * DBA (Doing Business As)
 ** Life Care Facility

INSURERS AUTHORIZED IN ARIZONA AS OF DECEMBER 31, 2006 - (continued)

NAME	DOMICILE	NAIC #	TELEPHONE	ASSETS	LIABILITIES	CAPITAL & SURPLUS	ARIZONA PREMIUMS	AUTHORIZED LINES
UNITED TEACHER ASSOCIATES INS CO	TX	63479	(512)451-2224	488,096,307	417,912,246	70,184,061	2,662,325	DI LI
UNITED WISCONSIN INS CO	WI	29157	(262)787-7400	260,455,290	197,712,253	62,743,035	38,173	CW DI
UNITED WORLD LIFE INS CO	NE	72850	(402)978-5127	79,650,354	59,660,998	19,989,356	59,704	DI LI
UNITRIN AUTO AND HOME INS CO	NY	16063	(904)245-5600	156,000,117	130,311,637	25,688,480	0	CW MT PI SU VE
UNITRIN DIRECT INS CO	IL	10226	(760)599-4700	34,609,870	20,512,985	14,096,885	(3,097)	CI PI VE
UNITRIN DIRECT PROPERTY & CASUALTY CO	IL	10915	(760)599-4700	62,836,141	46,881,351	15,954,790	8,864,074	CI MT PI VE
UNITY FINANCIAL LIFE INS CO	PA	63819	(513)247-0711	45,709,487	39,671,294	6,038,193	201,160	DI LI
UNITY MUTUAL LIFE INS CO	NY	70114	(315)448-7000	333,443,629	316,392,696	17,050,933	36,741	LI
UNIVERSAL CASUALTY CO	IL	42862	(847)700-9100	89,586,423	57,634,626	31,951,797	5,268,899	CI DI MT PI SU VE
UNIVERSAL FIDELITY LIFE INS CO	OK	70122	(405)608-0174	7,031,736	3,924,572	3,107,164	0	DI LI
UNIVERSAL FIRE & CASUALTY INS CO	IN	32867	(616)662-3900	6,913,254	1,348,233	5,565,021	43,795	CI PI SU
UNIVERSAL GUARANTY LIFE INS CO	OH	70130	(217)241-6300	262,745,027	231,535,093	31,209,934	46,204	LI
UNIVERSAL HEALTH CARE INS CO, INC.	FL	12577	(727)822-3446	19,210,171	4,992,655	14,217,516	0	DI
UNIVERSAL PRUDENTIAL REINSURANCE CO	AZ	---		Financial Information Not Available				CP
UNIVERSAL PRUDENTIAL REINSURANCE CORP	AZ	---	Name changed 9/27/06, now known as UNIVERSAL PRUDENTIAL REINSURANCE CO					
UNIVERSAL SURETY CO	NE	25933	(402)435-4302	138,289,498	41,362,521	96,926,977	107,650	SU
UNIVERSAL UNDERWRITERS INS CO	KS	41181	(913)339-1000	681,557,264	149,961,391	531,595,873	21,612,985	CW DI MT PI SU VE
UNIVERSAL UNDERWRITERS LIFE INS CO	KS	70173	(913)339-1000	387,156,602	344,726,123	42,430,479	977,477	DI LI
UNIVERSAL UNDERWRITERS OF TEXAS INS CO	TX	40843	(913)339-1000	109,329,717	94,323,821	15,005,896	0	CW MT PI SU VE
UNIVEST REINSURANCE CO	AZ	64599	(215)721-2594	1,172,269	331,063	841,208	0	LR
UNUM LIFE INS CO OF AMERICA	ME	62235	(423)755-2277	16,025,916,619	14,445,772,556	1,580,144,063	67,038,173	DI LI
US HEALTH AND LIFE INS CO	MI	97772	(810)826-4845	32,965,553	24,200,614	8,764,940	1,933	DI LI
USAA CASUALTY INS CO	TX	25968	(210)498-8111	5,724,190,749	3,228,532,559	2,495,658,189	111,619,241	CI MT PI VE
USAA GENERAL INDEMNITY CO	TX	18600	(210)498-2211	343,470,773	180,357,813	163,112,960	4,804,678	CI MT PI VE
USAA LIFE INS CO	TX	69663	(210)498-0676	10,177,338,295	9,252,025,699	925,312,596	35,992,830	DI LI VA VL
USABLE LIFE	AR	94358	(501)375-7200	204,996,793	107,271,972	97,724,821	915,004	DI LI
USAGENCIES DIRECT INS CO	NY	10413	(225)928-9000	16,149,864	7,379,768	8,770,096	0	VE
USAUTO INS CO, INC.	TX	10336	Name changed 1/6/06, now known as FIRST ACCEPTANCE INS CO, INC.					
USPLATE GLASS INS CO	IL	28497	(708)449-6060	12,060,446	5,270,167	6,790,279	7,757	CI
UTICA MUTUAL INS CO	NY	25976	(315)734-2000	2,141,896,215	1,449,906,500	691,989,715	322,851	CW DI MT PI SU VE
VALIANT INS CO	IA	26611	(215)864-4000	21,890,636	5,434,489	16,456,147	85	CW DI MT PI SU VE
VALLEY FORGE INS CO	PA	20508	(312)822-5000	55,922,000	14,211	55,907,789	11,251,472	CW DI MT PI SU VE
VALLEY FORGE LIFE INS CO	IN	70211	(260)435-8650	4,464,294,037	4,003,091,444	461,202,593	14,594,900	DI LI VA VL
VALLEY INS CO	CA	14133	(214)360-8000	31,546,135	14,149,810	17,396,325	0	CI MT PI SU VE
VALUE HEALTH REINSURANCE, INC.	AZ	89518	(757)459-5200	6,438,511	76,948	6,361,563	0	LR
VANLINER INS CO	MO	21172	(636)343-9889	439,095,092	326,356,530	112,738,562	1,671,115	CW MT PI VE
VANTISLIFE INS CO	CT	68632	(866)826-8471	684,449,028	617,580,814	66,868,214	48,533	DI LI
VARIABLE ANNUITY LIFE INS CO, THE	TX	70238	(713)526-5251	61,980,055,161	58,851,281,983	3,128,773,178	44,782,172	LI VA
VEHICULAR SERVICE INS CO, RRG	OK	11063	(256)851-6777	1,667,596	29,735	1,637,861	120	CI

Company Names: CO = COMPANY CORP = CORPORATION INS = INSURANCE RRG = RISK RETENTION GROUP
 CE = CERTIFICATE OF EXEMPTION (WITH LINES OF AUTHORITY)
 Authorized Lines: CI = CASUALTY CP = CAPTIVE INSURER CW = CASUALTY WITH WORKERS' COMPENSATION DI = DISABILITY DS = DENTAL SERVICE
 HC = HEALTH CARE SERVICES ORGANIZATION HS = HOSPITAL SERVICE LC = LIFE CARE PROVIDER LP = LIFE CARE PROVIDER PROVISIONAL PERMIT
 LI = LIFE LR = LIFE AND DISABILITY REINSURANCE MG = MORTGAGE GUARANTY MR = MECHANICAL REIMBURSEMENT REINSURANCE MS = MEDICAL SERVICE
 MT = MARINE AND TRANSPORTATION OS = OPTOMETRIC SERVICE PD = PREPAID DENTAL PLAN PI = PROPERTY PL = PREPAID LEGAL
 RG = DOMESTIC RISK RETENTION GROUP SU = SURETY TI = TITLE UR = UNAFFILIATED CREDIT LIFE AND DISABILITY REINSURANCE VA = VARIABLE ANNUITY
 VE = VEHICLE VL = VARIABLE LIFE

Financial information is as of 12/31/2006 unless alternative fiscal year end is indicated.
 † Fiscal year financial information due August 1 or November 1, 2007 pursuant to A.R.S. § 20-1083.
 ‡ Financial information was not required during this period or is not available due to regulatory action or notification of merger or withdrawal.
 * DBA (Doing Business As)
 ** Life Care Facility

INSURERS AUTHORIZED IN ARIZONA AS OF DECEMBER 31, 2006 - (continued)

NAME	DOMICILE	NAIC #	TELEPHONE	ASSETS	LIABILITIES	CAPITAL & SURPLUS	ARIZONA PREMIUMS	AUTHORIZED LINES
VENTURE LIFE INS CO	AZ	99104	(512)343-0600	2,717,069	839,690	1,877,378	0	LR
VEREX ASSURANCE, INC.	WI	18759	(919)846-4100	26,101,445	16,480,041	9,621,404	2,863	MG
VERLAN FIRE INS CO	MD	10815	(301)495-7722	27,812,854	10,856,847	16,956,007	79,717	CI MT PI
VESTA INS CORP	TX	42668	(205)970-7000	Financial Information Not Available ‡				REHABILITATION
VETERANS LIFE INS CO	IL	81027	(610)648-5000	291,075,389	236,810,831	54,264,558	1,112,766	DI LI
VICTORIA AUTOMOBILE INS CO	IN	10644	(440)461-3461	10,205,102	2,458,175	7,746,927	9,151,642	VE
VICTORIA FIRE & CASUALTY CO	OH	42889	(440)461-3461	142,478,504	97,455,310	45,023,194	437,703	CI MT PI SU VE
VICTORIA SELECT INS CO	OH	10105	(440)461-3461	14,849,016	7,867,632	6,981,384	14,168,735	VE
VICTORIA SPECIALTY INS CO	OH	10777	(440)461-3461	5,101,652	2,031,939	3,069,713	6,934,795	VE
VIGILANT INS CO	NY	20397	(908)903-2000	382,130,596	243,773,045	138,357,551	6,348,175	CW DI MT PI SU VE
VIKING INS CO OF WISCONSIN	WI	13137	(715)346-6000	347,080,404	215,920,860	131,159,545	16,211,552	VE
VIRGINIA SURETY CO, INC.	IL	40827	(847)953-1500	1,162,968,174	907,240,552	255,727,624	4,847,839	CW DI MT PI SU VE
VISION SERVICE PLAN INS CO	CT	39616	(916)851-5000	340,046,415	50,831,998	289,214,417	17,175,474	DI
VISTA LIFE INS CO	MI	84549	(313)390-6170	22,586,104	2,937,870	19,648,234	0	DI LI
VOYAGER PROPERTY AND CASUALTY INS CO	SC	35971	(770)763-1000	79,323,816	51,272,934	28,050,882	8,080,236	CI DI MT PI
WACHOVIA LIFE INS CO	AZ	72559	(602)254-5866	61,670,437	3,601,426	58,069,011	0	LR
WARNER INS CO	CT	26085	(203)634-7200	31,616,305	9,434,995	22,181,310	1,039,990	CI VE
WASHINGTON INTERNATIONAL INS CO	AZ	32778	(630)227-4700	117,503,062	68,041,123	49,461,939	949,715	CI DI MT PI SU VE
WASHINGTON NATIONAL INS CO	IL	70319	(317)817-4100	2,609,704,584	2,023,937,819	585,766,765	7,705,901	DI LI
WAUSAU BUSINESS INS CO	WI	26069	(617)357-9500	165,353,821	118,073,760	47,280,061	3,499,113	CW MT PI SU VE
WAUSAU UNDERWRITERS INS CO	WI	26042	(617)357-9500	215,128,601	129,101,231	86,027,370	5,830,026	CW DI MT PI SU VE
WELLCARE HEALTH INS OF ARIZONA, INC.	AZ	83445	(813)865-1658	7,891,315	231,710	7,659,605	0	DI LI
WELLCARE HEALTH INS OF ILLINOIS, INC.	IL	64467	(813)865-1658	5,766,367	126,848	5,639,519	0	DI LI
WELLCARE PRESCRIPTION INS, INC.	FL	10155	(813)290-6200	377,258,561	276,217,838	101,040,723	1,213,756	DI
WELLINGTON LIFE INS CO	AZ	85537	(757)459-5200	6,758,797	817,931	5,940,866	0	DI LI
WELLMARK COMMUNITY INS, INC.	IA	83607	(515)245-4999	21,167,595	4,324,278	16,843,317	0	DI LI
WESCO INS CO	DE	25011	(908)203-4426	38,534,489	12,553,208	25,981,281	313,113	CI DI MT PI SU VE
WEST AMERICAN INS CO	IN	44393	(513)603-2250	264,562,056	48,539,983	216,022,073	10,160,532	CW MT PI SU VE
WEST COAST LIFE INS CO	NE	70335	(415)591-8200	3,004,311,465	2,666,318,009	337,993,455	12,009,649	DI LI
WESTCHESTER FIRE INS CO	NY	21121	(215)640-1000	2,297,673,069	1,639,895,506	657,777,563	8,520,700	CW DI MT PI SU VE
WESTCOR LAND TITLE INS CO	CA	50050	(702)253-5100	25,312,156	14,038,800	11,273,355	4,464,021	TI
WESTERN AGRICULTURAL INS CO	IA	27871	(515)225-5400	143,083,123	90,892,130	52,190,993	23,913,358	CI DI MT PI SU VE
WESTERN AND SOUTHERN LIFE INS CO	OH	70483	(513)629-1800	9,097,602,226	5,582,590,221	3,515,012,006	1,588,949	DI LI
WESTERN DIVERSIFIED CASUALTY INS CO	NE	30830	(212)651-6500	10,679,495	64,883	10,614,612	0	CI MT PI SU VE
WESTERN GENERAL INS CO	CA	27502	(818)880-9070	80,495,745	51,533,423	28,962,322	2,741,016	CI PI VE
WESTERN GROWERS ASSURANCE TRUST	FY Ending 06/30/2006 CA	---	(949)863-1000	74,633,719	6,378,571	68,255,148	3,484,581	CE (DI LI)
WESTERN HERITAGE INS CO	AZ	37150	(480)951-0703	141,648,624	56,748,890	84,899,734	3,969,637	CI DI MT PI SU VE
WESTERN HOME INS CO	MN	26395	(952)842-9800	27,561,886	15,568,605	11,993,281	0	CI MT PI
WESTERN INS CO	NV	10008	(775)829-6650	27,470,946	11,459,944	16,011,002	358,626	SU

Company Names: **CO** = COMPANY **CORP** = CORPORATION **INS** = INSURANCE **RRG** = RISK RETENTION GROUP
 Authorized Lines: **CE** = CERTIFICATE OF EXEMPTION (WITH LINES OF AUTHORITY)
CI = CASUALTY **CP** = CAPTIVE INSURER **CW** = CASUALTY WITH WORKERS' COMPENSATION **DI** = DISABILITY **DS** = DENTAL SERVICE
HC = HEALTH CARE SERVICES ORGANIZATION **HS** = HOSPITAL SERVICE **LC** = LIFE CARE PROVIDER **LP** = LIFE CARE PROVIDER PROVISIONAL PERMIT
LI = LIFE **LR** = LIFE AND DISABILITY REINSURANCE **MG** = MORTGAGE GUARANTY **MR** = MECHANICAL REIMBURSEMENT REINSURANCE **MS** = MEDICAL SERVICE
MT = MARINE AND TRANSPORTATION **OS** = OPTOMETRIC SERVICE **PD** = PREPAID DENTAL PLAN **PI** = PROPERTY **PL** = PREPAID LEGAL
RG = DOMESTIC RISK RETENTION GROUP **SU** = SURETY **TI** = TITLE **UR** = UNAFFILIATED CREDIT LIFE AND DISABILITY REINSURANCE **VA** = VARIABLE ANNUITY
VE = VEHICLE **VL** = VARIABLE LIFE

Financial information is as of 12/31/2006 unless alternative fiscal year end is indicated.

† Fiscal year financial information due August 1 or November 1, 2007 pursuant to A.R.S. § 20-1083.

‡ Financial information was not required during this period or is not available due to regulatory action or notification of merger or withdrawal.

* DBA (Doing Business As)

** Life Care Facility

INSURERS AUTHORIZED IN ARIZONA AS OF DECEMBER 31, 2006 - (continued)

NAME	DOMICILE	NAIC #	TELEPHONE	ASSETS	LIABILITIES	CAPITAL & SURPLUS	ARIZONA PREMIUMS	AUTHORIZED LINES
WESTERN INS RRG, INC.	AZ	11978		933,514	268,860	664,654	0	RG
WESTERN MUTUAL INS CO	UT	68420	(801)263-8000	10,435,564	5,396,935	5,038,629	980,360	DI LI
WESTERN NATIONAL ASSURANCE CO	MN	24465	(952)835-5350	36,500,710	23,763,606	12,737,104	0	CI DI MT PI SU VE
WESTERN PACIFIC MUTUAL INS CO, A RRG	CO	40940	(303)388-5688	133,187,917	60,836,685	72,351,232	655,092	CI
WESTERN RESERVE LIFE ASSURANCE CO. OF OHIO	OH	91413	(813)585-6565	11,528,514,436	11,061,416,832	467,097,604	32,332,506	DI LI VA VL
WESTERN SURETY CO	SD	13188	(605)336-0850	959,642,190	610,627,018	349,015,172	8,574,663	CI SU
WESTERN UNITED LIFE ASSURANCE CO	WA	77925	(509)835-2500	1,011,610,953	963,930,657	47,680,296	280,374	REHABILITATION
WESTERN-SOUTHERN LIFE ASSURANCE CO	OH	92622	(513)629-1800	8,732,436,173	8,101,016,504	631,419,669	16,463,797	DI LI VA
WESTFIELD INS CO	OH	24112	(330)887-0101	2,074,939,328	1,391,808,496	683,130,832	16,675,575	CW DI MT PI SU VE
WESTFIELD NATIONAL INS CO	OH	24120	(330)887-0101	435,945,516	271,431,498	164,514,018	734	CW DI MT PI SU VE
WESTMARK LIFE INS CO	AZ	---	(847)572-6864	Financial Information Not Available †				UR
WESTMINSTER VILLAGE **	AZ	95419	(480)451-2000	37,748,209	51,761,242	(14,013,039)	0	LC
WESTPORT INS CORP	MO	34207	(913)676-5200	1,002,226,296	718,445,743	283,780,553	14,413,906	CW DI MT PI SU VE
WESTPORT LIFE INS CO	AZ	62332	(602)254-5866	18,047,294	8,630,930	9,416,364	0	LR
WESTWARD LIFE INS CO	AZ	78301	(949)720-1568	24,225,315	4,997,889	19,227,426	439,116	DI LI
WILLIAMSBURG NATIONAL INS CO	CA	25780	(562)404-3506	81,810,289	62,831,345	18,978,944	499,037	CW MT PI SU VE
WILSHIRE INS CO	NC	13234	(919)833-1600	188,119,767	100,884,970	87,234,798	10,350,829	CI DI MT PI SU VE
WILTON REASSURANCE CO	MN	66133	(203)862-3172	333,669,817	131,292,958	202,376,859	0	DI LI
WILTON REASSURANCE LIFE CO OF NEW YORK	NY	60704	(203)762-4400	1,208,438,021	1,124,405,757	84,032,285	232,523	DI LI VA VL
WINDSOR INS CO	IN	12599	Name changed 1/12/06, now known as INFINITY STANDARD INS CO					
WINDSOR LIFE INS CO	TX	65960	(214)559-0850	2,927,889	228,974	2,698,915	57,648	DI LI
WOMAN'S LIFE INS SOCIETY	MI	56170	(810)985-5191	183,100,768	151,529,400	31,571,368	11,587	LI
WOODMEN OF THE WORLD LIFE INS SOCIETY	NE	57320	(402)342-1890	7,465,154,497	6,589,628,046	875,526,451	2,309,783	VA DI LI VL
WORK FIRST CASUALTY CO	DE	31232	(302)477-1710	14,378,333	4,214,197	10,164,136	144,469	CW
WORKMEN'S AUTO INS CO	CA	13250	(213)747-6492	60,682,955	39,037,821	21,645,134	185,867	CI MT PI SU VE
WORKMEN'S LIFE INS CO	AZ	78409	(213)747-6492	583,577	3,762	579,815	0	DI LI
WORLD CORP INS CO	NE	79987	(402)496-8000	23,694,539	1,355,432	22,339,107	11,106	DI LI
WORLD INS CO	NE	70629	(402)496-8000	228,911,193	120,568,744	108,342,449	6,377,502	DI LI
XL CAPITAL ASSURANCE INC.	NY	20311	(212)478-3400	429,072,978	222,060,220	207,012,758	854,373	SU
XL INS AMERICA, INC.	DE	24554	(203)964-5235	542,656,747	339,929,183	202,727,564	4,623,551	CW MT PI SU VE
XL INS CO OF NEW YORK, INC.	NY	40193	(203)964-5200	148,849,557	93,300,635	55,548,922	0	CI MT PI SU VE
XL LIFE INS AND ANNUITY CO	IL	88080	(847)517-2990	810,809,518	718,484,274	92,325,244	0	DI LI
XL REINSURANCE AMERICA INC.	NY	20583	(203)964-5200	4,939,769,901	2,806,163,942	2,133,605,959	0	CW MT PI SU VE
XL SPECIALTY INS CO	DE	37885	(203)964-5200	432,856,446	271,257,841	161,598,605	21,501,833	CW MT PI SU VE
YADKIN VALLEY LIFE INS CO	AZ	90735	(919)716-2266	354,721	77,301	277,420	0	LR
YORK INS CO	IL	24325	(401)453-7000	25,367,298	22,253,424	3,113,874	0	CW MT PI
YOSEMITE INS CO	IN	26220	(812)468-5338	514,049,658	90,983,382	423,066,276	690,038	CI DI MT PI SU VE
YOUNG AMERICA INS CO	TX	27090	(214)333-4002	45,850,840	32,107,119	13,743,721	0	CI PI VE
ZALE INDEMNITY CO	TX	30325	(972)580-4080	13,939,132	4,203,601	9,735,531	0	CI MT PI SU

Company Names: CO = COMPANY CORP = CORPORATION INS = INSURANCE RRG = RISK RETENTION GROUP
 Authorized Lines: CE = CERTIFICATE OF EXEMPTION (WITH LINES OF AUTHORITY)
 CI = CASUALTY CP = CAPTIVE INSURER CW = CASUALTY WITH WORKERS' COMPENSATION DI = DISABILITY DS = DENTAL SERVICE
 HC = HEALTH CARE SERVICES ORGANIZATION HS = HOSPITAL SERVICE LC = LIFE CARE PROVIDER LP = LIFE CARE PROVIDER PROVISIONAL PERMIT
 LI = LIFE LR = LIFE AND DISABILITY REINSURANCE MG = MORTGAGE GUARANTY MR = MECHANICAL REIMBURSEMENT REINSURANCE MS = MEDICAL SERVICE
 MT = MARINE AND TRANSPORTATION OS = OPTOMETRIC SERVICE PD = PREPAID DENTAL PLAN PI = PROPERTY PL = PREPAID LEGAL
 RG = DOMESTIC RISK RETENTION GROUP SU = SURETY TI = TITLE UR = UNAFFILIATED CREDIT LIFE AND DISABILITY REINSURANCE VA = VARIABLE ANNUITY
 VE = VEHICLE VL = VARIABLE LIFE

Financial information is as of 12/31/2006 unless alternative fiscal year end is indicated.

† Fiscal year financial information due August 1 or November 1, 2007 pursuant to A.R.S. § 20-1083.

‡ Financial information was not required during this period or is not available due to regulatory action or notification of merger or withdrawal.

* DBA (Doing Business As)

** Life Care Facility

INSURERS AUTHORIZED IN ARIZONA AS OF DECEMBER 31, 2006 - (continued)

NAME	DOMICILE	NAIC #	TELEPHONE	ASSETS	LIABILITIES	CAPITAL & SURPLUS	ARIZONA PREMIUMS	AUTHORIZED LINES
ZALE LIFE INS CO	AZ	71323	(972)580-4080	12,345,273	2,756,582	9,588,691	49,896	DI LI
ZENITH INS CO	CA	13269	(818)713-1000	2,377,070,395	1,817,566,587	559,503,808	959,333	CW MT PI SU VE
ZURICH AMERICAN INS CO	NY	16535	(847)605-6000	31,513,418,125	25,476,622,353	6,036,795,772	74,305,476	CW DI MT PI PL SU VE
ZURICH AMERICAN INS CO OF ILLINOIS	IL	27855	(847)605-6000	69,909,303	10,767,611	59,141,691	2,110,345	CW MT PI SU VE
21ST CENTURY INS CO OF THE SOUTHWEST	TX	10245	(818)704-3682	3,429,317	0	3,429,317	29,319,593	CI MT PI SU VE
5 STAR LIFE INS CO	LA	77879	(703)706-5975	154,752,419	103,905,917	50,846,502	2,553,316	DI LI
84 INDEMNITY CO	AZ	---			Financial Information Not Available			CP

Company Names: **CO** = COMPANY **CORP** = CORPORATION **INS** = INSURANCE **RRG** = RISK RETENTION GROUP
 Authorized Lines: **CE** = CERTIFICATE OF EXEMPTION (WITH LINES OF AUTHORITY)
CI = CASUALTY **CP** = CAPTIVE INSURER **CW** = CASUALTY WITH WORKERS' COMPENSATION **DI** = DISABILITY **DS** = DENTAL SERVICE
HC = HEALTH CARE SERVICES ORGANIZATION **HS** = HOSPITAL SERVICE **LC** = LIFE CARE PROVIDER **LP** = LIFE CARE PROVIDER PROVISIONAL PERMIT
LI = LIFE **LR** = LIFE AND DISABILITY REINSURANCE **MG** = MORTGAGE GUARANTY **MR** = MECHANICAL REIMBURSEMENT REINSURANCE **MS** = MEDICAL SERVICE
MT = MARINE AND TRANSPORTATION **OS** = OPTOMETRIC SERVICE **PD** = PREPAID DENTAL PLAN **PI** = PROPERTY **PL** = PREPAID LEGAL
RG = DOMESTIC RISK RETENTION GROUP **SU** = SURETY **TI** = TITLE **UR** = UNAFFILIATED CREDIT LIFE AND DISABILITY REINSURANCE **VA** = VARIABLE ANNUITY
VE = VEHICLE **VL** = VARIABLE LIFE

Financial information is as of 12/31/2006 unless alternative fiscal year end is indicated.
 † Fiscal year financial information due August 1 or November 1, 2007 pursuant to A.R.S. § 20-1083.
 ‡ Financial information was not required during this period or is not available due to regulatory action or notification of merger or withdrawal.
 * DBA (Doing Business As)
 ** Life Care Facility

**TOP 25 AUTHORIZED
PREMIUM WRITERS
FOR SELECT
LINES OF BUSINESS**

FIRE

2006 Ranking of Top Twenty-Five Insurers by Premiums Written

(\$'000 Omitted)

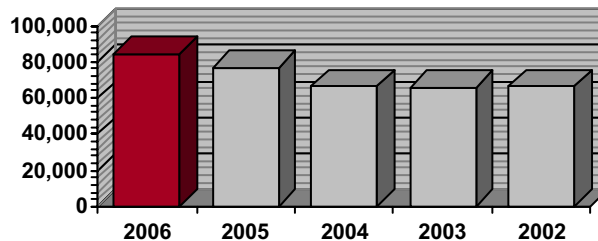
NAIC#	INSURER NAME	Market Share		PREMIUMS WRITTEN	PREMIUMS EARNED	LOSSES PAID	LOSSES INCURRED	LOSS RATIO
		'06	'05	(1)	(2)	(3)	(4)	(4)/(2)
1. 42978	AMERICAN SECURITY INS CO	10.7%	(8.6%)	9,055	7,885	524	486	6.2%
2. 18988	AUTO-OWNERS INS CO	7.0%	(8.1%)	5,972	6,096	2,605	2,009	33.0%
3. 41297	SCOTTSDALE INS CO	5.8%	(6.7%)	4,937	5,106	812	516	10.1%
4. 21482	FACTORY MUTUAL INS CO	5.1%	(5.6%)	4,356	4,337	(430)	2,821	65.0%
5. 25658	TRAVELERS INDEMNITY CO, THE	4.8%	(5.2%)	4,082	3,725	(3,348)	(3,604)	(96.7%)
6. 23035	LIBERTY MUTUAL FIRE INS CO	4.1%	(4.6%)	3,440	3,400	242	1,152	33.9%
7. 35300	ALLIANZ GLOBAL RISKS US INS CO	3.5%	(3.5%)	2,932	2,769	970	629	22.7%
8. 16535	ZURICH AMERICAN INS CO	3.0%	(5.0%)	2,503	2,476	0	(76)	(3.1%)
9. 25674	TRAVELERS PROPERTY CASUALTY CO OF AMERICA	2.9%	(3.4%)	2,492	2,499	1,924	3,324	133.0%
10. 24740	SAFECO INS CO OF AMERICA	2.6%	(2.1%)	2,225	1,887	401	745	39.5%
11. 24554	XL INS AMERICA, INC.	2.5%	(0.8%)	2,157	1,884	0	412	21.9%
12. 34207	WESTPORT INS CORP	2.4%	(1.6%)	2,008	1,617	32	(155)	(9.6%)
13. 26247	AMERICAN GUARANTEE AND LIABILITY INS CO	2.3%	(1.3%)	1,937	1,735	0	43	2.5%
14. 39306	FIDELITY AND DEPOSIT CO OF MARYLAND	2.3%	(3.1%)	1,917	947	897	897	94.8%
15. 24767	ST. PAUL FIRE AND MARINE INS CO	2.1%	(2.4%)	1,802	1,908	220	564	29.5%
16. 21113	UNITED STATES FIRE INS CO	1.9%	(1.7%)	1,628	1,592	103	163	10.3%
17. 10014	AFFILIATED FM INS CO	1.9%	(1.8%)	1,612	1,550	20	137	8.8%
18. 11185	FOREMOST INS CO OF GRAND RAPIDS, MI	1.7%	(1.9%)	1,430	1,424	643	514	36.1%
19. 25941	UNITED SERVICES AUTOMOBILE ASSOCIATION	1.6%	(1.6%)	1,377	1,289	376	341	26.5%
20. 21415	EMPLOYERS MUTUAL CASUALTY CO	1.4%	(1.6%)	1,176	1,189	424	46	3.9%
21. 24813	BALBOA INS CO	1.2%	(1.2%)	1,055	983	153	51	5.2%
22. 19380	AMERICAN HOME ASSURANCE CO	1.2%	(0.4%)	1,033	951	0	519	54.6%
23. 25968	USAA CASUALTY INS CO	1.1%	(1.1%)	951	890	597	760	85.3%
24. 19062	AUTOMOBILE INS CO OF HARTFORD, CT	1.1%	(1.0%)	949	857	315	441	51.4%
25. 25180	FIDELITY NATIONAL INS CO	1.0%	(0.8%)	866	688	113	86	12.4%
Current Year Top 25:		75.4%		63,894	59,681	7,591	12,819	21.5%
Total for Current Year: 248 Insurers				84,725	80,103	18,977	20,610	25.7%
Prior Year: 241 Insurers				76,853	73,216	24,954	32,950	45.0%

Company Names: CO = COMPANY CORP = CORPORATION INS = INSURANCE RRG = RISK RETENTION GROUP

Note: Due to rounding, numbers may not produce the totals presented.

Insurers Reporting may include insurers that did not have any written premiums but may have reported other activity such as Direct Premiums Earned, Dividends Paid, Losses Paid and Losses Incurred.

Total Arizona Premiums for This Line for All Insurers Reporting (\$'000 Omitted)



HOMEOWNERS MULTIPLE PERIL

2006 Ranking of Top Twenty-Five Insurers by Premiums Written

(\$000 Omitted)

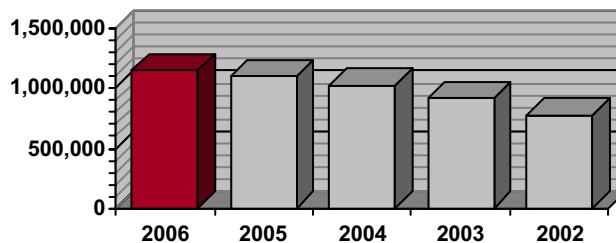
NAIC#	INSURER NAME	Market Share		PREMIUMS WRITTEN	PREMIUMS EARNED	LOSSES PAID	LOSSES INCURRED	LOSS RATIO
		'06	'05	(1)	(2)	(3)	(4)	(4)/(2)
1. 25143	STATE FARM FIRE AND CASUALTY CO	19.4%	(19.8%)	221,865	220,380	76,560	86,712	39.3%
2. 21598	FARMERS INS CO OF ARIZONA	13.7%	(13.8%)	157,124	153,956	57,974	61,736	40.1%
3. 19275	AMERICAN FAMILY MUTUAL INS CO	9.1%	(9.9%)	103,975	105,977	38,104	42,183	39.8%
4. 19240	ALLSTATE INDEMNITY CO	6.5%	(7.6%)	74,035	78,282	26,974	24,284	31.0%
5. 19232	ALLSTATE INS CO	3.7%	(4.3%)	42,748	44,910	15,546	15,113	33.7%
6. 17230	ALLSTATE PROPERTY AND CASUALTY INS CO	3.2%	(0.7%)	37,073	22,074	4,401	6,600	29.9%
7. 25941	UNITED SERVICES AUTOMOBILE ASSOCIATION	2.7%	(2.7%)	30,348	30,554	13,850	14,194	46.5%
8. 11185	FOREMOST INS CO OF GRAND RAPIDS, MI	2.1%	(2.2%)	24,423	24,092	10,986	11,027	45.8%
9. 23035	LIBERTY MUTUAL FIRE INS CO	2.0%	(2.2%)	23,237	23,935	7,010	6,288	26.3%
10. 25968	USAA CASUALTY INS CO	2.0%	(2.1%)	23,042	23,636	10,030	10,945	46.3%
11. 34690	PROPERTY AND CASUALTY INS CO OF HARTFORD	1.8%	(1.6%)	20,783	19,097	8,736	8,796	46.1%
12. 26298	METROPOLITAN PROPERTY AND CASUALTY INS CO	1.6%	(1.3%)	18,485	15,902	5,220	5,398	33.9%
13. 20990	COUNTRY MUTUAL INS CO	1.6%	(1.6%)	18,306	18,033	7,729	8,119	45.0%
14. 20346	PACIFIC INDEMNITY CO	1.4%	(1.3%)	16,454	15,468	4,840	11,067	71.6%
15. 25180	FIDELITY NATIONAL INS CO	1.4%	(1.1%)	15,587	14,349	3,988	4,790	33.4%
16. 10071	ENCOMPASS INS CO OF AMERICA	1.3%	(1.5%)	15,002	15,640	4,455	5,000	32.0%
17. 19062	AUTOMOBILE INS CO OF HARTFORD, CT	1.2%	(1.1%)	14,214	13,573	4,147	4,537	33.4%
18. 19623	AMERICAN SUMMIT INS CO	1.1%	(1.2%)	12,552	13,092	6,991	6,454	49.3%
19. 37478	HARTFORD INS CO OF THE MIDWEST	1.1%	(1.2%)	12,343	12,783	6,462	6,424	50.3%
20. 37710	FIRST AMERICAN PROPERTY & CASUALTY INS CO	0.9%	(0.9%)	10,552	10,293	4,455	4,674	45.4%
21. 24740	SAFECO INS CO OF AMERICA	0.8%	(0.8%)	9,497	9,250	2,897	3,037	32.8%
22. 19070	STANDARD FIRE INS CO	0.8%	(0.9%)	8,662	9,162	2,330	1,941	21.2%
23. 11000	SENTINEL INS CO, LTD.	0.7%	(0.7%)	8,532	8,285	2,445	2,624	31.7%
24. 21857	AMERICAN INS CO, THE	0.7%	(0.7%)	8,446	7,784	1,624	1,462	18.8%
25. 13773	FARM BUREAU MUTUAL INS CO	0.7%	(0.3%)	8,230	5,715	1,517	2,022	35.4%
Current Year Top 25:		81.7%		935,514	916,223	329,272	355,427	38.8%
Total for Current Year: 197 Insurers				1,144,953	1,118,319	400,526	430,540	38.5%
Prior Year: 202 Insurers				1,093,390	1,051,203	390,868	380,842	36.2%

Company Names: CO = COMPANY CORP = CORPORATION INS = INSURANCE RRG = RISK RETENTION GROUP

Note: Due to rounding, numbers may not produce the totals presented.

Insurers Reporting may include insurers that did not have any written premiums but may have reported other activity such as Direct Premiums Earned, Dividends Paid, Losses Paid and Losses Incurred.

Total Arizona Premiums for This Line for All Insurers Reporting (\$000 Omitted)



COMMERCIAL MULTIPLE PERIL

2006 Ranking of Top Twenty-Five Insurers by Premiums Written

(\$000 Omitted)

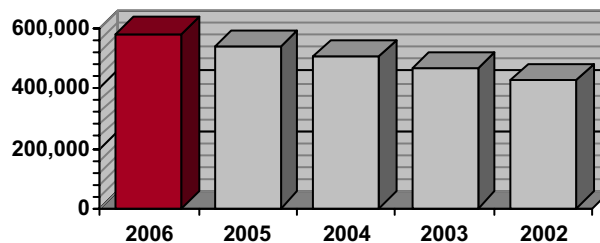
NAIC#	INSURER NAME	Market Share		PREMIUMS	PREMIUMS	LOSSES	LOSSES	LOSS
		'06	('05)	WRITTEN (1)	EARNED (2)	PAID (3)	INCURRED (4)	RATIO (4)/(2)
1.	19275 AMERICAN FAMILY MUTUAL INS CO	5.6%	(5.6%)	32,532	31,886	8,027	10,933	34.3%
2.	29424 HARTFORD CASUALTY INS CO	5.2%	(5.3%)	30,117	29,474	10,739	18,947	64.3%
3.	25143 STATE FARM FIRE AND CASUALTY CO	4.6%	(4.7%)	26,684	26,004	5,744	5,899	22.7%
4.	25674 TRAVELERS PROPERTY CASUALTY CO OF AMERICA	4.1%	(4.1%)	23,454	22,928	4,502	(529)	(2.3%)
5.	32700 OWNERS INS CO	3.9%	(4.3%)	22,721	22,911	13,296	342	1.5%
6.	21598 FARMERS INS CO OF ARIZONA	3.6%	(3.5%)	21,032	19,635	5,866	6,613	33.7%
7.	21709 TRUCK INS EXCHANGE	3.2%	(3.5%)	18,595	18,767	7,367	9,474	50.5%
8.	19100 AMCO INS CO	3.1%	(2.9%)	17,730	16,873	8,632	9,547	56.6%
9.	18988 AUTO-OWNERS INS CO	2.8%	(3.0%)	16,053	15,936	4,682	2,088	13.1%
10.	20281 FEDERAL INS CO	2.5%	(2.5%)	14,627	14,053	3,187	2,459	17.5%
11.	18058 PHILADELPHIA INDEMNITY INS CO	2.5%	(2.2%)	14,345	13,013	5,992	7,275	55.9%
12.	21652 FARMERS INS EXCHANGE	2.4%	(2.6%)	13,862	14,157	4,202	4,998	35.3%
13.	41785 COLORADO CASUALTY INS CO	2.3%	(2.3%)	13,291	13,416	4,265	5,693	42.4%
14.	19356 MARYLAND CASUALTY CO	1.9%	(2.5%)	11,169	12,052	6,778	5,478	45.5%
15.	21873 FIREMAN'S FUND INS CO	1.9%	(1.6%)	10,994	9,672	3,074	5,007	51.8%
16.	10677 CINCINNATI INS CO	1.8%	(1.6%)	10,329	9,754	3,182	5,479	56.2%
17.	19232 ALLSTATE INS CO	1.7%	(2.0%)	10,038	10,483	4,089	5,182	49.4%
18.	23787 NATIONWIDE MUTUAL INS CO	1.7%	(1.5%)	9,998	9,198	2,612	4,237	46.1%
19.	19240 ALLSTATE INDEMNITY CO	1.7%	(1.0%)	9,589	7,374	1,656	2,398	32.5%
20.	37206 CONTRACTORS BONDING AND INS CO	1.4%	(1.7%)	8,352	8,801	1,613	3,713	42.2%
21.	22667 ACE AMERICAN INS CO	1.4%	(0.7%)	8,090	6,192	747	3,012	48.6%
22.	25615 CHARTER OAK FIRE INS CO	1.3%	(1.7%)	7,667	8,718	4,831	2,592	29.7%
23.	19682 HARTFORD FIRE INS CO	1.3%	(1.5%)	7,604	7,553	3,822	4,502	59.6%
24.	21857 AMERICAN INS CO, THE	1.3%	(1.4%)	7,369	7,651	2,108	4,219	55.1%
25.	27871 WESTERN AGRICULTURAL INS CO	1.2%	(2.0%)	6,884	9,168	3,126	2,470	26.9%
Current Year Top 25:		64.5%		373,128	365,672	124,137	132,029	36.1%
Total for Current Year: 276 Insurers				578,623	559,163	224,347	221,975	39.7%
Prior Year: 285 Insurers				535,706	523,770	228,718	254,328	48.6%

Company Names: CO = COMPANY CORP = CORPORATION INS = INSURANCE RRG = RISK RETENTION GROUP

Note: Due to rounding, numbers may not produce the totals presented.

Insurers Reporting may include insurers that did not have any written premiums but may have reported other activity such as Direct Premiums Earned, Dividends Paid, Losses Paid and Losses Incurred.

Total Arizona Premiums for This Line for All Insurers Reporting (\$000 Omitted)



MEDICAL MALPRACTICE

2006 Ranking of Top Twenty-Five Insurers by Premiums Written

(\$000 Omitted)

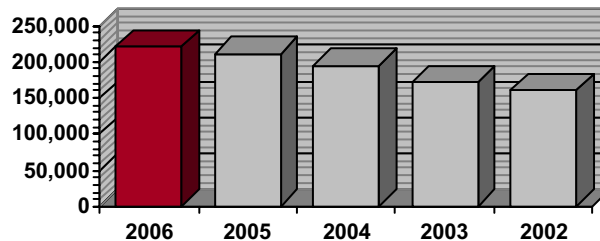
NAIC#	INSURER NAME	Market Share		PREMIUMS	PREMIUMS	LOSSES	LOSSES	LOSS
		'06	('05)	WRITTEN (1)	EARNED (2)	PAID (3)	INCURRED (4)	RATIO (4)/(2)
1. 32832	MUTUAL INS CO OF ARIZONA	75.5%	(78.8%)	169,845	173,498	50,019	81,017	46.7%
2. 11843	MEDICAL PROTECTIVE CO, THE	4.3%	(4.2%)	9,750	8,530	4,585	3,437	40.3%
3. 44083	PREFERRED PHYSICIANS MEDICAL RRG, INC.	3.1%	(3.0%)	6,928	6,756	710	501	7.4%
4. 20443	CONTINENTAL CASUALTY CO	2.9%	(2.7%)	6,548	6,079	773	2,475	40.7%
5. 11598	APPLIED MEDICO-LEGAL SOLUTIONS RRG, INC.	1.7%	(0.4%)	3,782	3,004	0	2,548	84.8%
6. 34495	DOCTORS' CO, AN INTERINSURANCE EXCHANGE, THE	1.5%	(0.8%)	3,423	2,301	438	380	16.5%
7. 20427	AMERICAN CASUALTY CO OF READING, PENNSYLVANIA	1.3%	(1.2%)	2,956	2,771	172	826	29.8%
8. 44105	OPHTHALMIC MUTUAL INS CO, RRG	0.9%	(1.0%)	2,084	2,150	42	(90)	(4.2%)
9. 15865	NCMIC INS CO	0.8%	(0.8%)	1,869	1,827	683	2,899	158.7%
10. 21857	AMERICAN INS CO, THE	0.8%	(0.6%)	1,748	1,639	792	1,103	67.3%
11. 37656	ANESTHESIOLOGISTS PROFESSIONAL ASSURANCE CO	0.7%	(0.8%)	1,687	1,690	25	824	48.8%
12. 14460	PODIATRY INS CO OF AMERICA, A MUTUAL CO	0.7%	(0.5%)	1,654	1,351	525	460	34.0%
13. 19445	NATIONAL UNION FIRE INS CO OF PITTSBURGH, PA	0.7%	(0.7%)	1,570	1,590	2,530	3,284	206.5%
14. 22810	CHICAGO INS CO	0.7%	(0.7%)	1,484	1,473	1,196	(122)	(8.3%)
15. 22667	ACE AMERICAN INS CO	0.6%	(0.7%)	1,424	1,449	188	418	28.8%
16. 10903	AMERICAN EXCESS INS EXCHANGE, RRG	0.6%	(0.0%)	1,334	733	0	(526)	(71.8%)
17. 44121	OMS NATIONAL INS CO, RRG	0.5%	(0.5%)	1,057	1,008	12	184	18.3%
18. 12167	CHARITABLE SERVICE PROVIDERS RECIPROCAL RRG	0.4%	(0.0%)	854	854	50	(96)	(11.2%)
19. 39152	AMERICAN HEALTHCARE INDEMNITY CO	0.3%	(0.3%)	586	586	490	635	108.4%
20. 26257	MEDAMERICA MUTUAL RRG, INC.	0.2%	(0.0%)	474	330	0	35	10.6%
21. 12189	OCEANUS INS CO, A RRG	0.2%	(0.2%)	415	385	8	146	38.0%
22. 12003	EMERGENCY MEDICINE PROFESSIONAL ASSURANCE CO	0.2%	(0.2%)	371	355	0	556	156.6%
23. 16624	DARWIN NATIONAL ASSURANCE CO	0.1%	(0.1%)	327	313	0	118	37.6%
24. 10232	AMERICAN ASSOCIATION OF ORTHODONTISTS INS. CO. (0.1%	(0.1%)	300	305	0	41	13.3%
25. 18813	DENTISTS BENEFITS INS CO	0.1%	(0.1%)	241	219	0	60	27.3%
Current Year Top 25:		99.0%		222,715	221,195	63,238	101,111	45.7%
Total for Current Year: 81 Insurers				225,024	223,705	77,479	106,909	47.8%
Prior Year: 82 Insurers				211,595	196,456	111,832	111,357	56.7%

Company Names: CO = COMPANY CORP = CORPORATION INS = INSURANCE RRG = RISK RETENTION GROUP

Note: Due to rounding, numbers may not produce the totals presented.

Insurers Reporting may include insurers that did not have any written premiums but may have reported other activity such as Direct Premiums Earned, Dividends Paid, Losses Paid and Losses Incurred.

Total Arizona Premiums for This Line for All Insurers Reporting (\$000 Omitted)



WORKERS' COMPENSATION

2006 Ranking of Top Twenty-Five Insurers by Premiums Written

(\$000 Omitted)

NAIC#	INSURER NAME	Market Share		PREMIUMS	PREMIUMS	LOSSES	LOSSES	LOSS
		'06	('05)	WRITTEN (1)	EARNED (2)	PAID (3)	INCURRED (4)	RATIO (4)/(2)
1.	36714 SCF ARIZONA *	55.3%	(58.5%)	427,268	427,268	294,915	409,500	95.8%
2.	19380 AMERICAN HOME ASSURANCE CO	4.7%	(2.7%)	35,978	32,168	7,863	19,909	61.9%
3.	25674 TRAVELERS PROPERTY CASUALTY CO OF AMERICA	3.3%	(3.9%)	25,801	20,213	10,371	21,488	106.3%
4.	29459 TWIN CITY FIRE INS CO	3.2%	(3.1%)	25,088	23,134	7,279	16,815	72.7%
5.	16535 ZURICH AMERICAN INS CO	2.3%	(2.6%)	17,982	19,055	5,144	10,132	53.2%
6.	42404 LIBERTY INS CORP	1.8%	(1.4%)	13,912	14,438	1,260	5,632	39.0%
7.	19429 INSURANCE CO OF THE STATE OF PENNSYLVANIA, THE	1.6%	(1.1%)	12,419	9,931	(808)	778	7.8%
8.	23035 LIBERTY MUTUAL FIRE INS CO	1.5%	(1.7%)	11,876	11,753	7,095	9,987	85.0%
9.	22667 ACE AMERICAN INS CO	1.4%	(1.1%)	11,033	10,688	435	1,971	18.4%
10.	25658 TRAVELERS INDEMNITY CO, THE	1.1%	(1.2%)	8,215	7,474	3,280	11,453	153.2%
11.	20281 FEDERAL INS CO	1.0%	(1.0%)	7,884	7,662	2,306	(1,207)	(15.7%)
12.	21709 TRUCK INS EXCHANGE	1.0%	(1.2%)	7,638	7,694	2,571	5,762	74.9%
13.	34207 WESTPORT INS CORP	0.9%	(1.1%)	7,249	7,414	3,466	2,235	30.1%
14.	19410 COMMERCE AND INDUSTRY INS CO	0.9%	(1.8%)	7,180	8,258	3,735	4,591	55.6%
15.	22179 REPUBLIC INDEMNITY CO OF AMERICA	0.8%	(1.0%)	6,539	6,471	2,907	1,575	24.3%
16.	15563 SEABRIGHT INS CO	0.8%	(0.2%)	6,272	3,569	739	1,731	48.5%
17.	34002 TRANS CITY CASUALTY INS CO	0.7%	(0.6%)	5,411	5,411	1,108	2,858	52.8%
18.	37478 HARTFORD INS CO OF THE MIDWEST	0.7%	(0.6%)	5,239	4,886	689	5,710	116.9%
19.	20443 CONTINENTAL CASUALTY CO	0.7%	(0.5%)	5,111	3,968	1,980	72	1.8%
20.	10120 EVEREST NATIONAL INS CO	0.6%	(0.9%)	4,790	5,961	2,188	3,211	53.9%
21.	18988 AUTO-OWNERS INS CO	0.6%	(0.4%)	4,702	4,097	1,219	2,087	50.9%
22.	29424 HARTFORD CASUALTY INS CO	0.6%	(0.6%)	4,668	4,163	1,252	1,789	43.0%
23.	20494 TRANSPORTATION INS CO	0.6%	(0.7%)	4,612	4,203	5,058	4,249	101.1%
24.	26042 WAUSAU UNDERWRITERS INS CO	0.6%	(0.2%)	4,550	4,821	926	1,953	40.5%
25.	19682 HARTFORD FIRE INS CO	0.6%	(0.6%)	4,304	4,278	1,304	1,606	37.5%
Current Year Top 25:		87.4%		675,722	658,979	368,280	545,888	82.8%
Total for Current Year: 279 Insurers				773,057	751,749	421,350	622,204	82.8%
Prior Year: 280 Insurers				675,218	663,401	363,893	568,445	85.7%

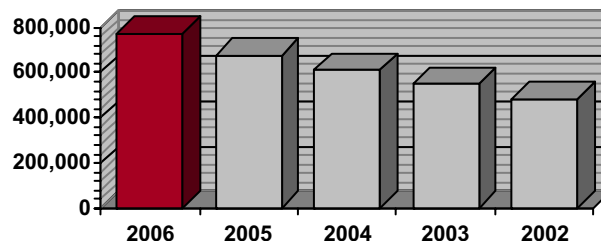
Company Names: CO = COMPANY CORP = CORPORATION INS = INSURANCE RRG = RISK RETENTION GROUP

Note: Due to rounding, numbers may not produce the totals presented.

* SCF Arizona figures do not include self-rater program.

Insurers Reporting may include insurers that did not have any written premiums but may have reported other activity such as Direct Premiums Earned, Dividends Paid, Losses Paid and Losses Incurred.

Total Arizona Premiums for This Line for All Insurers Reporting (\$000 Omitted)



OTHER LIABILITY

2006 Ranking of Top Twenty-Five Insurers by Premiums Written

(\$000 Omitted)

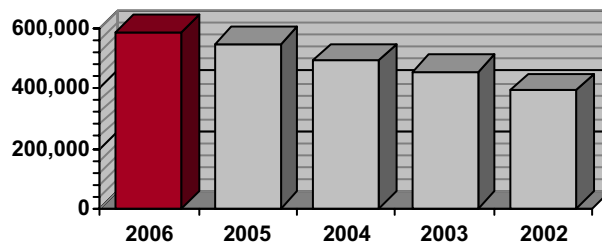
NAIC#	INSURER NAME	Market Share		PREMIUMS WRITTEN	PREMIUMS EARNED	LOSSES PAID	LOSSES INCURRED	LOSS RATIO
		'06	'05	(1)	(2)	(3)	(4)	(4)/(2)
1. 19445	NATIONAL UNION FIRE INS CO OF PITTSBURGH, PA	9.7%	(10.3%)	56,577	53,395	40,284	47,728	89.4%
2. 22667	ACE AMERICAN INS CO	4.0%	(3.6%)	23,579	21,947	8,418	4,145	18.9%
3. 20281	FEDERAL INS CO	3.8%	(3.7%)	22,345	21,391	1,565	6,716	31.4%
4. 16535	ZURICH AMERICAN INS CO	3.5%	(7.5%)	20,198	23,470	20,388	25,451	108.4%
5. 20443	CONTINENTAL CASUALTY CO	3.3%	(2.9%)	19,453	17,010	7,250	7,299	42.9%
6. 24767	ST. PAUL FIRE AND MARINE INS CO	2.9%	(3.1%)	16,755	16,245	3,577	6,097	37.5%
7. 11603	CONTRACTORS INS CO. OF NORTH AMERICA, INC., A RR	2.7%	(1.7%)	15,740	13,779	44	7,379	53.5%
8. 25143	STATE FARM FIRE AND CASUALTY CO	2.6%	(2.7%)	15,328	15,038	2,735	6,070	40.4%
9. 19429	INSURANCE CO OF THE STATE OF PENNSYLVANIA, THE	2.6%	(4.7%)	15,282	18,366	14,836	703	3.8%
10. 30007	GENERAL FIDELITY INS CO	2.1%	(0.0%)	12,378	4,739	0	3,210	67.8%
11. 21415	EMPLOYERS MUTUAL CASUALTY CO	2.0%	(2.0%)	11,613	11,619	2,236	4,430	38.1%
12. 11255	CATERPILLAR INS CO	1.8%	(0.6%)	10,528	(719)	5,194	4,436	(617.0%)
13. 10120	EVEREST NATIONAL INS CO	1.8%	(0.9%)	10,474	4,903	188	2,436	49.7%
14. 25658	TRAVELERS INDEMNITY CO, THE	1.7%	(1.8%)	9,932	10,521	632	2,904	27.6%
15. 26247	AMERICAN GUARANTEE AND LIABILITY INS CO	1.6%	(0.8%)	9,395	7,336	851	5,050	68.8%
16. 19275	AMERICAN FAMILY MUTUAL INS CO	1.6%	(1.5%)	9,325	8,812	1,009	3,543	40.2%
17. 18988	AUTO-OWNERS INS CO	1.5%	(1.4%)	8,618	8,341	1,315	361	4.3%
18. 25674	TRAVELERS PROPERTY CASUALTY CO OF AMERICA	1.4%	(1.4%)	8,377	10,336	389	11,679	113.0%
19. 37885	XL SPECIALTY INS CO	1.4%	(1.5%)	8,215	8,774	124	(3,569)	(40.7%)
20. 21652	FARMERS INS EXCHANGE	1.4%	(1.3%)	8,101	7,865	3,738	7,116	90.5%
21. 16691	GREAT AMERICAN INS CO	1.3%	(1.5%)	7,716	8,245	659	4,038	49.0%
22. 18058	PHILADELPHIA INDEMNITY INS CO	1.3%	(1.0%)	7,597	6,777	916	5,060	74.7%
23. 10639	ATTORNEYS' LIABILITY ASSURANCE SOCIETY, INC. A RR	1.2%	(1.4%)	7,213	7,249	4,962	(10,498)	(144.8%)
24. 29459	TWIN CITY FIRE INS CO	1.2%	(1.0%)	7,061	6,433	153	1,601	24.9%
25. 10677	CINCINNATI INS CO	1.1%	(1.0%)	6,269	5,936	67	4,925	83.0%
Current Year Top 25:		59.6%		348,067	317,808	121,528	158,313	49.8%
Total for Current Year: 461 Insurers				583,974	540,003	233,836	273,404	50.6%
Prior Year: 453 Insurers				546,436	523,144	289,503	393,948	75.3%

Company Names: CO = COMPANY CORP = CORPORATION INS = INSURANCE RRG = RISK RETENTION GROUP

Note: Due to rounding, numbers may not produce the totals presented.

Insurers Reporting may include insurers that did not have any written premiums but may have reported other activity such as Direct Premiums Earned, Dividends Paid, Losses Paid and Losses Incurred.

Total Arizona Premiums for This Line for All Insurers Reporting
(\$000 Omitted)



PRIVATE PASSENGER AUTOMOBILE LIABILITY

2006 Ranking of Top Twenty-Five Insurers by Premiums Written

(\$000 Omitted)

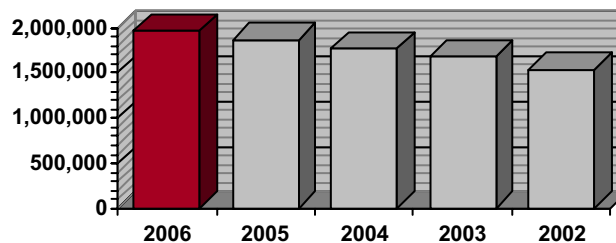
NAIC#	INSURER NAME	Market Share		PREMIUMS	PREMIUMS	LOSSES	LOSSES	LOSS
		'06	('05)	WRITTEN (1)	EARNED (2)	PAID (3)	INCURRED (4)	RATIO (4)/(2)
1. 25178	STATE FARM MUTUAL AUTOMOBILE INS CO	13.1%	(13.5%)	257,013	255,969	152,396	142,713	55.8%
2. 21598	FARMERS INS CO OF ARIZONA	9.2%	(9.1%)	180,891	177,919	110,737	107,281	60.3%
3. 19275	AMERICAN FAMILY MUTUAL INS CO	7.0%	(7.0%)	138,195	135,851	90,631	98,676	72.6%
4. 11851	PROGRESSIVE ADVANCED INS CO	4.5%	(3.3%)	88,550	86,924	28,363	46,932	54.0%
5. 17230	ALLSTATE PROPERTY AND CASUALTY INS CO	3.4%	(4.2%)	66,889	70,258	39,294	37,169	52.9%
6. 19232	ALLSTATE INS CO	3.3%	(4.1%)	64,899	68,045	45,416	41,424	60.9%
7. 35882	GEICO GENERAL INS CO	3.3%	(3.0%)	64,552	63,105	42,063	47,023	74.5%
8. 37834	PROGRESSIVE PREFERRED INS CO	2.8%	(2.8%)	55,883	55,494	28,575	31,359	56.5%
9. 21687	MID-CENTURY INS CO	2.8%	(2.9%)	55,744	55,739	32,636	30,857	55.4%
10. 25941	UNITED SERVICES AUTOMOBILE ASSOCIATION	2.6%	(2.7%)	50,854	51,470	32,813	36,659	71.2%
11. 25968	USAA CASUALTY INS CO	2.4%	(2.4%)	46,220	46,323	28,889	32,662	70.5%
12. 25143	STATE FARM FIRE AND CASUALTY CO	2.0%	(2.0%)	38,425	38,467	21,299	19,154	49.8%
13. 19283	AMERICAN STANDARD INS CO OF WISCONSIN	1.9%	(2.1%)	37,842	38,231	34,948	33,705	88.2%
14. 22055	GEICO INDEMNITY CO	1.8%	(1.6%)	35,445	34,066	20,981	25,155	73.8%
15. 23035	LIBERTY MUTUAL FIRE INS CO	1.5%	(1.6%)	30,007	29,385	16,882	18,950	64.5%
16. 29688	ALLSTATE FIRE AND CASUALTY INS CO	1.4%	(0.2%)	28,103	21,377	5,652	15,222	71.2%
17. 22063	GOVERNMENT EMPLOYEES INS CO	1.3%	(1.3%)	25,660	25,343	17,768	17,564	69.3%
18. 30104	HARTFORD UNDERWRITERS INS CO	1.2%	(1.4%)	23,108	24,442	13,758	15,500	63.4%
19. 24740	SAFECO INS CO OF AMERICA	1.1%	(1.3%)	22,405	23,286	12,658	10,933	46.9%
20. 37478	HARTFORD INS CO OF THE MIDWEST	1.1%	(1.3%)	20,918	22,299	13,751	13,541	60.7%
21. 19240	ALLSTATE INDEMNITY CO	1.0%	(1.1%)	19,515	19,916	10,088	8,055	40.4%
22. 37770	AAA MEMBERS INS CO	0.9%	(0.5%)	17,660	14,424	5,616	11,040	76.5%
23. 40169	METROPOLITAN CASUALTY INS CO	0.9%	(0.7%)	17,403	15,410	7,310	10,579	68.6%
24. 11908	MERCURY CASUALTY CO	0.9%	(0.9%)	17,142	17,933	8,108	8,230	45.9%
25. 12521	SAFEMWAY INS CO	0.9%	(1.1%)	16,855	18,029	10,214	10,377	57.6%
Current Year Top 25:		72.3%		1,420,178	1,409,706	830,845	870,756	61.8%
Total for Current Year: 296 Insurers				1,963,398	1,941,699	1,134,741	1,169,779	60.2%
Prior Year: 289 Insurers				1,863,711	1,834,032	1,065,337	1,129,456	61.6%

Company Names: CO = COMPANY CORP = CORPORATION INS = INSURANCE RRG = RISK RETENTION GROUP

Note: Due to rounding, numbers may not produce the totals presented.

Insurers Reporting may include insurers that did not have any written premiums but may have reported other activity such as Direct Premiums Earned, Dividends Paid, Losses Paid and Losses Incurred.

Total Arizona Premiums for This Line for All Insurers Reporting (\$000 Omitted)



COMMERCIAL AUTOMOBILE LIABILITY

2006 Ranking of Top Twenty-Five Insurers by Premiums Written

(\$000 Omitted)

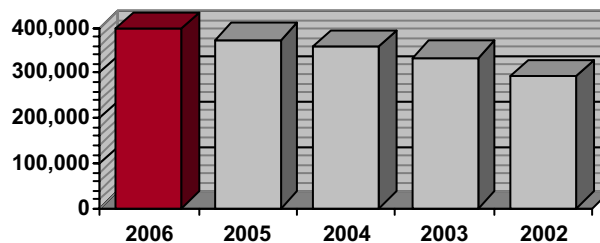
NAIC#	INSURER NAME	Market Share		PREMIUMS	PREMIUMS	LOSSES	LOSSES	LOSS
		'06	'05	WRITTEN	EARNED	PAID	INCURRED	RATIO
				(1)	(2)	(3)	(4)	(4)/(2)
1.	23787 NATIONWIDE MUTUAL INS CO	7.3%	(7.0%)	28,772	27,692	14,696	20,284	73.3%
2.	21415 EMPLOYERS MUTUAL CASUALTY CO	4.8%	(4.5%)	18,887	17,958	7,558	7,195	40.1%
3.	11770 UNITED FINANCIAL CASUALTY CO	3.5%	(0.0%)	13,858	4,635	473	2,161	46.6%
4.	33855 LINCOLN GENERAL INS CO	3.4%	(3.5%)	13,329	12,746	6,378	10,722	84.1%
5.	25674 TRAVELERS PROPERTY CASUALTY CO OF AMERICA	3.0%	(3.6%)	11,840	12,574	3,173	6,311	50.2%
6.	32700 OWNERS INS CO	2.9%	(2.9%)	11,319	11,142	5,603	5,667	50.9%
7.	18988 AUTO-OWNERS INS CO	2.8%	(3.0%)	11,167	11,467	6,807	6,906	60.2%
8.	24260 PROGRESSIVE CASUALTY INS CO	2.8%	(6.6%)	11,065	20,800	8,259	8,600	41.3%
9.	25178 STATE FARM MUTUAL AUTOMOBILE INS CO	2.5%	(2.4%)	9,889	9,662	4,328	5,187	53.7%
10.	16535 ZURICH AMERICAN INS CO	2.4%	(2.4%)	9,672	9,911	5,915	4,690	47.3%
11.	11371 GREAT WEST CASUALTY CO	2.1%	(2.2%)	8,439	8,272	5,987	6,925	83.7%
12.	19275 AMERICAN FAMILY MUTUAL INS CO	2.1%	(1.7%)	8,258	7,462	3,441	4,940	66.2%
13.	41785 COLORADO CASUALTY INS CO	1.9%	(1.8%)	7,513	7,330	2,988	4,785	65.3%
14.	10677 CINCINNATI INS CO	1.8%	(1.8%)	7,312	7,136	2,265	4,311	60.4%
15.	21709 TRUCK INS EXCHANGE	1.7%	(1.9%)	6,861	6,957	3,988	3,222	46.3%
16.	23035 LIBERTY MUTUAL FIRE INS CO	1.6%	(1.9%)	6,274	6,499	800	2,332	35.9%
17.	19682 HARTFORD FIRE INS CO	1.4%	(1.8%)	5,632	5,707	2,431	1,275	22.3%
18.	10464 CANAL INS CO	1.4%	(1.6%)	5,446	5,721	2,050	3,936	68.8%
19.	41297 SCOTTSDALE INS CO	1.2%	(1.1%)	4,957	4,533	2,577	3,539	78.1%
20.	19380 AMERICAN HOME ASSURANCE CO	1.2%	(1.3%)	4,908	4,983	4,423	4,171	83.7%
21.	13234 WILSHIRE INS CO	1.2%	(1.3%)	4,883	4,851	2,957	2,704	55.7%
22.	22667 ACE AMERICAN INS CO	1.2%	(0.8%)	4,851	4,372	2,976	8,101	185.3%
23.	24112 WESTFIELD INS CO	1.2%	(0.8%)	4,601	3,919	1,613	3,358	85.7%
24.	41181 UNIVERSAL UNDERWRITERS INS CO	1.1%	(1.0%)	4,400	4,174	868	1,485	35.6%
25.	21326 EMPIRE FIRE AND MARINE INS CO	1.1%	(0.8%)	4,274	4,039	3,155	2,910	72.0%
Current Year Top 25:		57.6%		228,408	224,541	105,711	135,717	60.4%
Total for Current Year: 315 Insurers				396,647	389,365	192,497	236,564	60.8%
Prior Year: 322 Insurers				373,430	364,173	177,427	209,038	57.4%

Company Names: CO = COMPANY CORP = CORPORATION INS = INSURANCE RRG = RISK RETENTION GROUP

Note: Due to rounding, numbers may not produce the totals presented.

Insurers Reporting may include insurers that did not have any written premiums but may have reported other activity such as Direct Premiums Earned, Dividends Paid, Losses Paid and Losses Incurred.

Total Arizona Premiums for This Line for All Insurers Reporting (\$000 Omitted)



PRIVATE PASSENGER AUTOMOBILE PHYSICAL DAMAGE

2006 Ranking of Top Twenty-Five Insurers by Premiums Written

(\$000 Omitted)

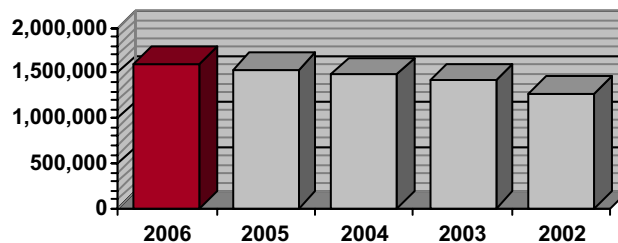
NAIC#	INSURER NAME	Market Share		PREMIUMS WRITTEN	PREMIUMS EARNED	LOSSES PAID	LOSSES INCURRED	LOSS RATIO
		'06	'05	(1)	(2)	(3)	(4)	(4)/(2)
1. 25178	STATE FARM MUTUAL AUTOMOBILE INS CO	14.1%	(14.1%)	226,784	222,964	136,479	137,489	61.7%
2. 21598	FARMERS INS CO OF ARIZONA	10.3%	(10.8%)	165,223	164,684	87,112	89,023	54.1%
3. 19275	AMERICAN FAMILY MUTUAL INS CO	7.6%	(8.8%)	121,658	124,731	72,903	74,170	59.5%
4. 17230	ALLSTATE PROPERTY AND CASUALTY INS CO	4.3%	(5.0%)	68,589	71,196	35,954	34,796	48.9%
5. 19232	ALLSTATE INS CO	4.2%	(4.9%)	66,826	69,103	28,087	26,953	39.0%
6. 11851	PROGRESSIVE ADVANCED INS CO	3.9%	(2.8%)	62,059	60,650	40,538	39,952	65.9%
7. 35882	GEICO GENERAL INS CO	3.5%	(3.0%)	56,926	54,875	33,129	33,755	61.5%
8. 37834	PROGRESSIVE PREFERRED INS CO	2.8%	(2.6%)	44,345	43,983	24,812	24,141	54.9%
9. 25941	UNITED SERVICES AUTOMOBILE ASSOCIATION	2.7%	(2.8%)	43,936	44,533	26,719	26,837	60.3%
10. 25968	USAA CASUALTY INS CO	2.3%	(2.5%)	37,532	39,301	23,936	23,818	60.6%
11. 25143	STATE FARM FIRE AND CASUALTY CO	2.1%	(2.0%)	33,186	32,783	23,165	22,948	70.0%
12. 23035	LIBERTY MUTUAL FIRE INS CO	1.9%	(1.9%)	30,266	29,871	13,975	14,273	47.8%
13. 29688	ALLSTATE FIRE AND CASUALTY INS CO	1.9%	(0.2%)	30,096	22,716	11,704	13,019	57.3%
14. 22055	GEICO INDEMNITY CO	1.7%	(1.4%)	27,997	26,287	16,167	16,569	63.0%
15. 21687	MID-CENTURY INS CO	1.7%	(1.8%)	27,941	27,813	14,849	15,253	54.8%
16. 19283	AMERICAN STANDARD INS CO OF WISCONSIN	1.6%	(1.8%)	25,436	25,680	15,215	15,020	58.5%
17. 22063	GOVERNMENT EMPLOYEES INS CO	1.5%	(1.3%)	23,818	23,156	13,145	13,145	56.8%
18. 37478	HARTFORD INS CO OF THE MIDWEST	1.2%	(1.3%)	18,719	19,440	7,987	7,744	39.8%
19. 30104	HARTFORD UNDERWRITERS INS CO	1.1%	(1.2%)	17,700	18,232	10,594	10,142	55.6%
20. 19240	ALLSTATE INDEMNITY CO	1.1%	(1.3%)	17,533	18,104	7,843	7,246	40.0%
21. 24740	SAFECO INS CO OF AMERICA	1.0%	(1.2%)	16,293	16,842	9,570	9,536	56.6%
22. 24260	PROGRESSIVE CASUALTY INS CO	1.0%	(1.1%)	16,093	16,187	8,517	8,291	51.2%
23. 40169	METROPOLITAN CASUALTY INS CO	1.0%	(0.8%)	15,811	14,148	8,013	7,594	53.7%
24. 36587	AIG NATIONAL INS CO, INC.	0.8%	(0.8%)	13,238	13,732	8,779	8,667	63.1%
25. 37770	AAA MEMBERS INS CO	0.8%	(0.4%)	13,181	10,619	6,122	6,291	59.2%
Current Year Top 25:		76.1%		1,221,185	1,211,628	685,313	686,673	56.7%
Total for Current Year: 286 Insurers				1,604,380	1,584,439	894,396	895,406	56.5%
Prior Year: 281 Insurers				1,537,430	1,520,797	840,135	839,102	55.2%

Company Names: CO = COMPANY CORP = CORPORATION INS = INSURANCE RRG = RISK RETENTION GROUP

Note: Due to rounding, numbers may not produce the totals presented.

Insurers Reporting may include insurers that did not have any written premiums but may have reported other activity such as Direct Premiums Earned, Dividends Paid, Losses Paid and Losses Incurred.

Total Arizona Premiums for This Line for All Insurers Reporting (\$000 Omitted)



COMMERCIAL AUTOMOBILE PHYSICAL DAMAGE

2006 Ranking of Top Twenty-Five Insurers by Premiums Written

(\$000 Omitted)

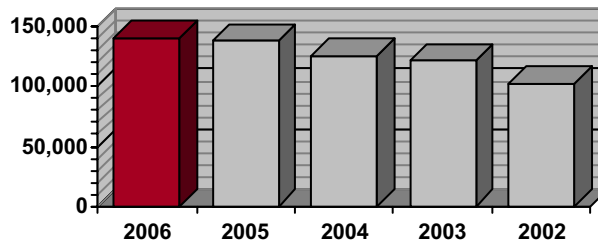
NAIC#	INSURER NAME	Market Share		PREMIUMS WRITTEN	PREMIUMS EARNED	LOSSES PAID	LOSSES INCURRED	LOSS RATIO
		'06	('05)	(1)	(2)	(3)	(4)	(4)/(2)
1. 25178	STATE FARM MUTUAL AUTOMOBILE INS CO	8.2%	(7.5%)	11,435	10,973	5,691	5,684	51.8%
2. 41181	UNIVERSAL UNDERWRITERS INS CO	5.6%	(5.8%)	7,777	7,866	3,628	3,995	50.8%
3. 23787	NATIONWIDE MUTUAL INS CO	5.2%	(5.2%)	7,255	7,361	3,257	3,262	44.3%
4. 24813	BALBOA INS CO	4.9%	(4.1%)	6,844	6,172	3,048	3,162	51.2%
5. 18988	AUTO-OWNERS INS CO	4.0%	(3.9%)	5,523	5,521	2,124	2,188	39.6%
6. 32700	OWNERS INS CO	4.0%	(3.9%)	5,519	5,436	2,144	2,315	42.6%
7. 33855	LINCOLN GENERAL INS CO	3.6%	(6.4%)	5,054	5,471	4,739	3,899	71.3%
8. 21415	EMPLOYERS MUTUAL CASUALTY CO	3.4%	(3.4%)	4,708	4,681	2,970	2,823	60.3%
9. 11770	UNITED FINANCIAL CASUALTY CO	3.3%	(0.0%)	4,596	1,528	654	839	54.9%
10. 26344	GREAT AMERICAN ASSURANCE CO	3.0%	(1.4%)	4,201	4,114	1,965	1,927	46.8%
11. 24260	PROGRESSIVE CASUALTY INS CO	2.7%	(6.4%)	3,703	7,251	3,650	2,939	40.5%
12. 19275	AMERICAN FAMILY MUTUAL INS CO	2.5%	(2.1%)	3,434	3,185	1,478	1,471	46.2%
13. 25674	TRAVELERS PROPERTY CASUALTY CO OF AMERICA	2.0%	(2.3%)	2,753	2,901	1,486	1,938	66.8%
14. 11371	GREAT WEST CASUALTY CO	1.7%	(1.9%)	2,328	2,310	1,036	1,227	53.1%
15. 10847	CUMIS INS SOCIETY, INC.	1.6%	(2.3%)	2,249	2,691	1,325	1,216	45.2%
16. 41785	COLORADO CASUALTY INS CO	1.5%	(1.5%)	2,142	2,126	1,276	1,277	60.1%
17. 21326	EMPIRE FIRE AND MARINE INS CO	1.5%	(1.3%)	2,103	1,977	466	1,092	55.2%
18. 10677	CINCINNATI INS CO	1.5%	(1.4%)	2,031	2,010	938	962	47.8%
19. 21709	TRUCK INS EXCHANGE	1.4%	(1.7%)	1,992	2,017	872	904	44.8%
20. 19232	ALLSTATE INS CO	1.3%	(1.2%)	1,768	1,697	893	891	52.5%
21. 13234	WILSHIRE INS CO	1.2%	(1.2%)	1,704	1,689	778	763	45.2%
22. 26905	CENTURY-NATIONAL INS CO	1.2%	(0.8%)	1,645	1,376	590	583	42.4%
23. 27871	WESTERN AGRICULTURAL INS CO	1.0%	(1.3%)	1,461	1,740	1,188	1,250	71.9%
24. 19682	HARTFORD FIRE INS CO	0.9%	(1.1%)	1,288	1,361	702	728	53.5%
25. 24112	WESTFIELD INS CO	0.9%	(0.6%)	1,267	1,076	601	566	52.6%
Current Year Top 25:		67.9%		94,782	94,532	47,498	47,901	50.7%
Total for Current Year: 290 Insurers				139,611	138,798	72,598	72,402	52.2%
Prior Year: 293 Insurers				137,275	131,749	63,936	64,665	49.1%

Company Names: CO = COMPANY CORP = CORPORATION INS = INSURANCE RRG = RISK RETENTION GROUP

Note: Due to rounding, numbers may not produce the totals presented.

Insurers Reporting may include insurers that did not have any written premiums but may have reported other activity such as Direct Premiums Earned, Dividends Paid, Losses Paid and Losses Incurred.

Total Arizona Premiums for This Line for All Insurers Reporting (\$000 Omitted)



SURETY

2006 Ranking of Top Twenty-Five Insurers by Premiums Written

(\$000 Omitted)

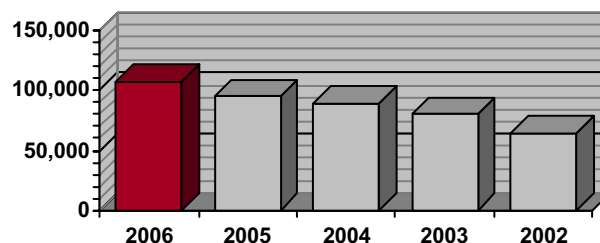
NAIC#	INSURER NAME	Market Share		PREMIUMS	PREMIUMS	LOSSES	LOSSES	LOSS
		'06	'05	WRITTEN	EARNED	PAID	INCURRED	RATIO
				(1)	(2)	(3)	(4)	(4)/(2)
1. 31194	TRAVELERS CASUALTY AND SURETY CO OF AMERICA	19.6%	(18.0%)	20,958	19,750	(650)	2,361	12.0%
2. 39306	FIDELITY AND DEPOSIT CO OF MARYLAND	8.8%	(6.8%)	9,374	7,352	(216)	226	3.1%
3. 24740	SAFECO INS CO OF AMERICA	7.8%	(7.3%)	8,320	7,542	2,545	1,689	22.4%
4. 13188	WESTERN SURETY CO	7.7%	(8.0%)	8,181	8,096	227	196	2.4%
5. 14494	MERCHANTS BONDING CO (MUTUAL)	4.5%	(3.9%)	4,754	4,377	1,355	1,132	25.9%
6. 20281	FEDERAL INS CO	4.2%	(4.1%)	4,510	4,414	19	(107)	(2.4%)
7. 13056	RLI INS CO	4.2%	(4.2%)	4,470	3,876	176	847	21.9%
8. 23043	LIBERTY MUTUAL INS CO	3.6%	(2.2%)	3,809	2,878	211	363	12.6%
9. 11150	ARCH INS CO	3.1%	(2.6%)	3,356	3,284	(160)	458	14.0%
10. 19682	HARTFORD FIRE INS CO	3.0%	(3.1%)	3,162	3,006	168	1,363	45.3%
11. 37206	CONTRACTORS BONDING AND INS CO	2.4%	(2.8%)	2,566	2,781	231	204	7.3%
12. 13307	LEXON INS CO	2.0%	(1.7%)	2,135	1,845	0	14	0.7%
13. 10216	AMERICAN CONTRACTORS INDEMNITY CO	1.9%	(1.4%)	1,990	1,470	8	241	16.4%
14. 18619	PLATTE RIVER INS CO	1.6%	(1.7%)	1,724	1,755	86	242	13.8%
15. 16691	GREAT AMERICAN INS CO	1.5%	(1.0%)	1,596	1,074	0	205	19.1%
16. 29424	HARTFORD CASUALTY INS CO	1.5%	(0.9%)	1,574	1,280	(90)	270	21.1%
17. 21121	WESTCHESTER FIRE INS CO	1.3%	(0.9%)	1,342	1,247	(28)	(43)	(3.4%)
18. 35289	CONTINENTAL INS CO, THE	1.2%	(1.1%)	1,253	1,192	(155)	105	8.8%
19. 27847	INSURANCE CO OF THE WEST	1.2%	(1.7%)	1,234	1,439	14	(31)	(2.2%)
20. 36650	GUARANTEE CO OF NORTH AMERICA USA, THE	1.1%	(1.1%)	1,166	1,068	25	22	2.1%
21. 22292	HANOVER INS CO, THE	1.0%	(1.1%)	1,015	1,048	(313)	(381)	(36.3%)
22. 22535	SEABOARD SURETY CO	0.9%	(1.2%)	954	973	2,529	(2,578)	(265.0%)
23. 32778	WASHINGTON INTERNATIONAL INS CO	0.9%	(0.6%)	950	857	69	(31)	(3.6%)
24. 12718	DEVELOPERS SURETY AND INDEMNITY CO	0.9%	(1.3%)	942	1,133	99	(20)	(1.7%)
25. 27081	BOND SAFEGUARD INS CO	0.8%	(0.4%)	899	748	0	31	4.1%
Current Year Top 25:		86.4%		92,233	84,486	6,151	6,780	8.0%
Total for Current Year: 175 Insurers				106,696	101,817	16,561	13,101	12.9%
Prior Year: 186 Insurers				94,449	91,510	27,773	16,453	18.0%

Company Names: CO = COMPANY CORP = CORPORATION INS = INSURANCE RRG = RISK RETENTION GROUP

Note: Due to rounding, numbers may not produce the totals presented.

Insurers Reporting may include insurers that did not have any written premiums but may have reported other activity such as Direct Premiums Earned, Dividends Paid, Losses Paid and Losses Incurred.

Total Arizona Premiums for This Line for All Insurers Reporting (\$000 Omitted)



TITLE

2006 Ranking of Top Twenty-Five† Insurers by Premiums Written (\$000 Omitted)

NAIC#	INSURER NAME	Market Share		PREMIUMS WRITTEN* (1)
		'06	'05	
1. 50814	FIRST AMERICAN TITLE INS CO	31.7%	(31.4%)	205,379
2. 51586	FIDELITY NATIONAL TITLE INS CO	12.1%	(11.7%)	78,361
3. 50024	LAWYERS TITLE INS CORP	10.3%	(9.1%)	66,451
4. 50012	TRANSNATION TITLE INS CO	8.7%	(8.8%)	56,150
5. 50229	CHICAGO TITLE INS CO	6.7%	(7.5%)	43,250
6. 50083	COMMONWEALTH LAND TITLE INS CO	5.4%	(4.9%)	34,939
7. 50121	STEWART TITLE GUARANTY CO	5.2%	(5.1%)	33,446
8. 50067	TICOR TITLE INS CO	4.0%	(5.3%)	25,713
9. 50016	TITLE RESOURCES GUARANTY CO	3.7%	(2.7%)	23,920
10. 50857	SECURITY UNION TITLE INS CO	3.5%	(3.9%)	22,560
11. 50041	UNITED CAPITAL TITLE INS CO	2.9%	(4.4%)	18,914
12. 50520	OLD REPUBLIC NATIONAL TITLE INS CO	1.9%	(2.3%)	12,155
13. 51624	UNITED GENERAL TITLE INS CO	1.3%	(0.3%)	8,616
14. 50130	NORTH AMERICAN TITLE INS CO	1.1%	(1.2%)	7,254
15. 50050	WESTCOR LAND TITLE INS CO	0.7%	(0.5%)	4,464
16. 51535	TICOR TITLE INS CO OF FLORIDA	0.4%	(0.6%)	2,298
17. 50026	COMMERCE TITLE INS CO	0.3%	(0.3%)	2,067
18. 50180	GUARANTEE TITLE AND TRUST CO, THE	0.3%	(0.0%)	1,865
Current Year Top 25: (Only 18 Reported Premium)		100.0%		647,801
Total for Current Year: 28 Insurers				647,801
Prior Year: 27 Insurers				703,351

Company Names: CO = COMPANY CORP = CORPORATION INS = INSURANCE

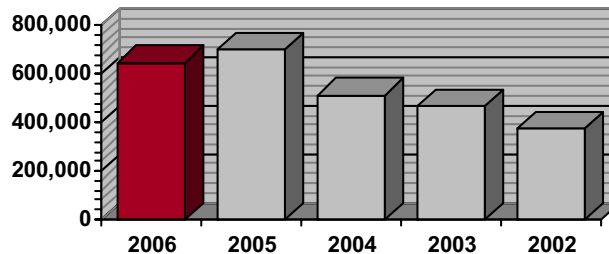
Note: Due to rounding, numbers may not produce the totals presented.

Insurers Reporting may include insurers that did not have any written premiums but may have reported other activity such as Direct Premiums Earned, Dividends Paid, Losses Paid and Losses Incurred.

* Premiums Written is the sum of Direct Premiums Written through Direct, Non-Affiliated Agency, and Affiliated Agency operations.

† There were only 18 of these Insurers reporting business in Arizona during Calendar Year 2006.

Total Arizona Premiums for This Line for All Insurers Reporting (\$000 Omitted)



TOTAL PROPERTY AND CASUALTY

Excludes Accident and Health Insurance business and includes Finance and Service Charges

2006 Ranking of Top Twenty-Five Insurers by Premiums Written

(\$'000 Omitted)

NAIC#	INSURER NAME	Market Share		PREMIUMS WRITTEN (1)	PREMIUMS EARNED (2)	LOSSES PAID (3)	LOSSES INCURRED (4)	LOSS RATIO (4)/(2)
		'06	('05)					
1. 21598	FARMERS INS CO OF ARIZONA	6.3%	(6.5%)	529,783	521,032	262,350	265,180	50.9%
2. 25178	STATE FARM MUTUAL AUTOMOBILE INS CO	6.1%	(6.3%)	508,712	499,797	298,895	291,209	58.3%
3. 36714	SCF ARIZONA	5.1%	(5.0%)	427,268	427,268	303,846	402,914	94.3%
4. 19275	AMERICAN FAMILY MUTUAL INS CO	5.1%	(5.5%)	426,549	422,912	216,972	237,554	56.2%
5. 25143	STATE FARM FIRE AND CASUALTY CO	4.2%	(4.4%)	354,938	349,747	136,313	148,039	42.3%
6. 19232	ALLSTATE INS CO	2.4%	(2.9%)	198,466	204,384	97,719	94,325	46.2%
7. 17230	ALLSTATE PROPERTY AND CASUALTY INS CO	2.1%	(2.1%)	175,304	164,228	79,874	78,807	48.0%
8. 32832	MUTUAL INS CO OF ARIZONA	2.0%	(2.1%)	169,845	173,498	50,019	81,017	46.7%
9. 11851	PROGRESSIVE ADVANCED INS CO	1.8%	(1.4%)	153,234	148,434	69,196	87,168	58.7%
10. 25941	UNITED SERVICES AUTOMOBILE ASSOCIATION	1.6%	(1.7%)	133,204	133,759	77,487	81,791	61.1%
11. 19240	ALLSTATE INDEMNITY CO	1.5%	(1.7%)	126,481	128,167	48,241	43,226	33.7%
12. 35882	GEICO GENERAL INS CO	1.5%	(1.3%)	123,331	117,980	75,193	80,778	68.5%
13. 25968	USAA CASUALTY INS CO	1.3%	(1.4%)	111,619	112,978	64,463	67,873	60.1%
14. 23035	LIBERTY MUTUAL FIRE INS CO	1.3%	(1.4%)	111,484	111,269	48,219	66,995	60.2%
15. 37834	PROGRESSIVE PREFERRED INS CO	1.2%	(1.2%)	101,783	99,479	53,387	55,500	55.8%
16. 19445	NATIONAL UNION FIRE INS CO OF PITTSBURGH, PA	1.1%	(1.0%)	95,689	82,878	65,304	76,812	92.7%
17. 21687	MID-CENTURY INS CO	1.1%	(1.1%)	93,444	92,486	50,860	50,986	55.1%
18. 25674	TRAVELERS PROPERTY CASUALTY CO OF AMERICA	1.1%	(1.2%)	91,686	88,091	28,159	49,869	56.6%
19. 16535	ZURICH AMERICAN INS CO	0.9%	(1.1%)	73,735	77,111	37,484	49,098	63.7%
20. 20281	FEDERAL INS CO	0.9%	(0.8%)	73,453	69,707	67,842	62,404	89.5%
21. 23787	NATIONWIDE MUTUAL INS CO	0.8%	(0.9%)	65,803	69,232	33,934	45,577	65.8%
22. 19380	AMERICAN HOME ASSURANCE CO	0.8%	(0.5%)	64,762	60,307	18,832	46,448	77.0%
23. 22055	GEICO INDEMNITY CO	0.8%	(0.7%)	64,574	60,353	37,147	41,723	69.1%
24. 24740	SAFECO INS CO OF AMERICA	0.8%	(0.8%)	63,354	62,738	29,046	26,809	42.7%
25. 19283	AMERICAN STANDARD INS CO OF WISCONSIN	0.8%	(0.9%)	63,290	63,922	50,171	48,738	76.2%
Current Year Top 25:		52.7%		4,401,791	4,341,755	2,300,956	2,580,839	59.4%
Total for Current Year: 783 Insurers				8,352,260	8,059,070	3,962,858	4,331,262	53.7%
Prior Year: 767 Insurers				7,823,276	7,561,112	3,846,632	4,207,493	55.6%

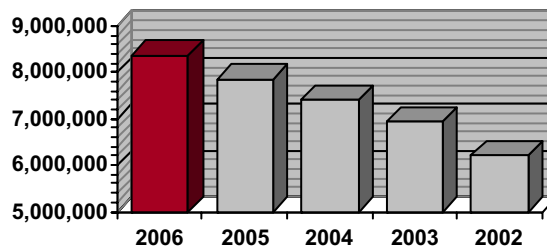
Company Names: CO = COMPANY CORP = CORPORATION INS = INSURANCE RRG = RISK RETENTION GROUP

Note: Due to rounding, numbers may not produce the totals presented.

Insurers Reporting may include insurers that did not have any written premiums but may have reported other activity such as Direct Premiums Earned, Dividends Paid, Losses Paid and Losses Incurred.

Total Arizona Property and Casualty Premiums for All Insurers Reporting

(\$'000 Omitted)



ACCIDENT AND HEALTH *

* Accident and Health Insurance includes, but is not limited to, Health, Limited Benefit, Credit, Long-Term Care, and Disability Income insurance.

2006 Ranking of Top Twenty-Five Insurers by Premiums Written

(\$000 Omitted)

NAIC#	INSURER NAME	Market Share		PREMIUMS WRITTEN (1)	PREMIUMS EARNED (2)	LOSSES PAID (3)	LOSSES INCURRED (4)	LOSS RATIO (4)/(2)
		'06	('05)					
1. 79413	UNITED HEALTHCARE INS CO	27.3%	(26.6%)	922,996	925,457	715,641	729,746	78.9%
2. 73288	HUMANA INS CO	8.5%	(6.1%)	287,460	276,468	219,337	229,934	83.2%
3. 66141	HEALTH NET LIFE INS CO	5.3%	(5.1%)	179,914	183,901	131,214	134,519	73.1%
4. 70785	PACIFICARE LIFE AND HEALTH INS CO	5.0%	(0.0%)	168,897	160,848	126,668	147,916	92.0%
5. 60054	AETNA LIFE INS CO	5.0%	(4.2%)	167,682	161,988	120,550	127,010	78.4%
6. 62308	CONNECTICUT GENERAL LIFE INS CO	3.7%	(2.4%)	126,003	122,498	106,183	102,815	83.9%
7. 65978	METROPOLITAN LIFE INS CO	3.1%	(3.4%)	104,470	101,996	75,622	71,395	70.0%
8. 84506	PACIFICARE LIFE ASSURANCE CO	2.3%	(4.6%)	78,487	78,158	60,491	59,590	76.2%
9. 70815	HARTFORD LIFE AND ACCIDENT INS CO	1.8%	(1.8%)	60,768	61,050	35,061	43,977	72.0%
10. 60380	AMERICAN FAMILY LIFE ASSURANCE CO OF COLUMBUS	1.4%	(1.7%)	48,309	48,817	18,277	18,931	38.8%
11. 65105	LIFEWISE HEALTH PLAN OF ARIZONA, INC.	1.3%	(0.6%)	43,772	43,788	38,703	41,623	95.1%
12. 61271	PRINCIPAL LIFE INS CO	1.3%	(1.4%)	42,599	42,052	30,577	30,793	73.2%
13. 69019	STANDARD INS CO	1.2%	(1.2%)	39,237	39,195	21,585	28,990	74.0%
14. 69477	TIME INS CO	1.1%	(1.5%)	38,420	38,402	27,133	29,400	76.6%
15. 62863	TRUSTMARK LIFE INS CO	1.1%	(1.7%)	38,071	36,282	27,695	28,280	77.9%
16. 62286	GOLDEN RULE INS CO	1.1%	(1.2%)	37,850	37,578	18,897	19,231	51.2%
17. 62235	UNUM LIFE INS CO OF AMERICA	1.0%	(1.4%)	34,890	35,263	54,325	65,931	187.0%
18. 71412	MUTUAL OF OMAHA INS CO	1.0%	(1.3%)	34,118	33,863	21,598	23,048	68.1%
19. 60305	AMERICAN COMMUNITY MUTUAL INS CO	1.0%	(1.2%)	33,707	33,621	28,046	28,720	85.4%
20. 70025	GENWORTH LIFE INS CO	0.9%	(1.2%)	31,782	31,667	10,931	11,114	35.1%
21. 97055	MEGA LIFE AND HEALTH INS CO, THE	0.8%	(1.0%)	27,695	27,522	12,986	11,562	42.0%
22. 97179	AMERICAN MEDICAL SECURITY LIFE INS CO	0.8%	(1.1%)	25,755	26,053	18,845	18,384	70.6%
23. 60836	AMERICAN REPUBLIC INS CO	0.7%	(0.9%)	24,770	24,980	14,829	15,299	61.2%
24. 68322	GREAT-WEST LIFE & ANNUITY INS CO	0.7%	(0.6%)	23,024	22,957	20,263	20,304	88.4%
25. 70408	UNION SECURITY INS CO	0.7%	(1.0%)	22,800	22,889	15,827	15,511	67.8%
Current Year Top 25:		78.2%		2,643,477	2,617,294	1,971,282	2,054,026	78.5%
Total for Current Year: 446 Insurers				3,380,268	3,346,786	2,477,384	2,619,726	78.3%
Prior Year: 448 Insurers				2,602,582	2,609,928	1,923,899	2,009,548	77.0%

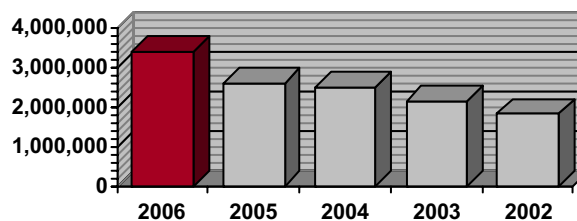
Company Names: CO = COMPANY CORP = CORPORATION INS = INSURANCE

Note: Due to rounding, numbers may not produce the totals presented.

Insurers Reporting may include insurers that did not have any written premiums but may have reported other activity such as Direct Premiums Earned, Dividends Paid, Losses Paid and Losses Incurred.

Total Arizona Premiums for This Line for All Insurers Reporting

(\$000 Omitted)



ALL OTHER HEALTH CARE

2006 Ranking of Top Twenty-Five† Insurers by Premiums Written

NAIC#	INSURER NAME	Market Share		PREMIUMS WRITTEN (\$000's Omitted)	ARIZONA MEMBERS Units	INSURER TYPE
		'06	('05)			
1. 95617	PACIFICARE OF ARIZONA, INC.	29.8%	(31.1%)	1,341,085	176,638	HCSO
2. 53589	BLUE CROSS AND BLUE SHIELD OF ARIZONA, INC.	25.6%	(25.7%)	1,153,957	1,067,601	SERVICE CORP
3. 95125	CIGNA HEALTHCARE OF ARIZONA, INC.	14.0%	(12.6%)	631,080	112,184	HCSO
4. 95206	HEALTH NET OF ARIZONA, INC.	10.4%	(10.2%)	469,523	90,163	HCSO
5. 95003	AETNA HEALTH INC.	6.6%	(7.3%)	296,103	155,225	HCSO
6. 95982	SUN HEALTH MEDISUN, INC.	3.5%	(3.3%)	159,288	18,077	HCSO
7. 95885	HUMANA HEALTH PLAN, INC.	3.5%	(4.4%)	155,718	22,311	HCSO
8. 96016	UNITED HEALTHCARE OF ARIZONA, INC.	2.4%	(2.2%)	108,287	22,515	HCSO
9. 53597	DELTA DENTAL OF ARIZONA *	1.9%	(1.8%)	84,840	175,157	SERVICE CORP
10. 10160	ABRAZO ADVANTAGE HEALTH PLAN, INC.	0.9%	(0.0%)	40,260	3,468	HCSO
11. 53090	EMPLOYERS DENTAL SERVICES, INC.	0.4%	(0.4%)	16,669	153,912	PREPAID DENTAL
12. 47013	CIGNA DENTAL HEALTH PLAN OF ARIZONA, INC.	0.3%	(0.4%)	14,564	73,153	PREPAID DENTAL
13. 12151	ARCADIAN HEALTH PLAN, INC.	0.3%	(0.0%)	14,270	2,204	HCSO
14. 47708	UNITED DENTAL CARE OF ARIZONA, INC.	0.2%	(0.2%)	7,894	70,716	PREPAID DENTAL
15. 95797	GREAT-WEST HEALTHCARE OF ARIZONA, INC.	0.1%	(0.3%)	6,050	911	HCSO
16. 52120	TOTAL DENTAL ADMINISTRATORS HEALTH PLAN, INC.	0.1%	(0.0%)	2,859	28,865	PREPAID DENTAL
17. 47012	SIGHTCARE, INC.	0.0%	(0.0%)	2,165	47,642	SERVICE CORP
18. 95224	PREMIER CHOICE DENTAL, INC.	0.0%	(0.0%)	977	20,104	PREPAID DENTAL
19. 95366	ALPHA DENTAL OF ARIZONA, INC.	0.0%	(0.0%)	172	1,090	PREPAID DENTAL
20. 52122	UNITED CONCORDIA DENTAL PLANS OF ARIZONA, INC.	0.0%	(0.0%)	50	316	PREPAID DENTAL
21. 96342	HEALTH PLAN OF NEVADA, INC.	0.0%	(0.0%)	0	0	HCSO
22. 12279	SCAN HEALTH PLAN ARIZONA	0.0%	(0.0%)	0	0	HCSO
Current Year Top 25:		100.0%		4,505,810	2,242,252	
Total for Current Year: 22 Insurers				4,505,810	2,242,252	
Prior Year: 22 Insurers				4,108,864	2,254,194	

Company Names: CO = COMPANY CORP = CORPORATION INS = INSURANCE

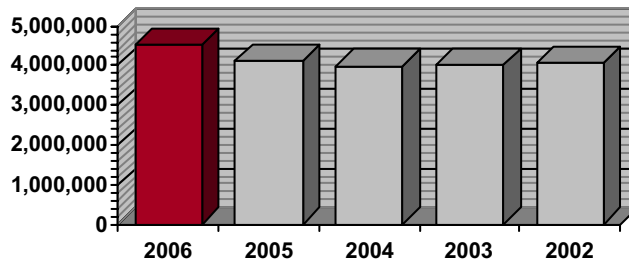
Note: Due to rounding, numbers may not produce the totals presented.

Insurers Reporting may include insurers that did not have any written premiums but may have reported other activity such as Arizona Members.

† There were only 22 of these Insurers reporting business in Arizona during Calendar Year 2006.

* DBA (Doing Business As)

Total Arizona Premiums for This Line for All Insurers Reporting
(\$000 Omitted)



LIFE

Excludes Annuity Considerations, Deposit-Type Funds and Other Considerations

2006 Ranking of Top Twenty-Five Insurers by Premiums Written

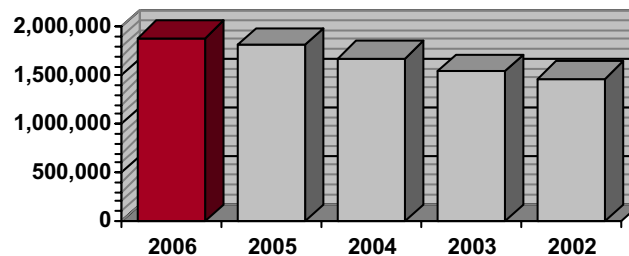
NAIC#	INSURER NAME	Market Share		PREMIUMS WRITTEN (\$000 Omitted)	DIVIDENDS PAID (\$000 Omitted)	POLICIES ISSUED	NUMBER OF POLICIES
		'06	('05)				
1. 65978	METROPOLITAN LIFE INS CO	4.9%	(4.5%)	92,833	15,462	1,314	85,390
2. 67091	NORTHWESTERN MUTUAL LIFE INS CO, THE	4.2%	(4.1%)	78,720	64,545	2,596	64,769
3. 66915	NEW YORK LIFE INS CO	3.3%	(3.2%)	63,070	26,353	3,071	63,623
4. 68241	PRUDENTIAL INS CO OF AMERICA, THE	3.3%	(3.2%)	62,222	28,226	152	106,805
5. 65838	JOHN HANCOCK LIFE INS CO (U.S.A.)	2.7%	(1.9%)	51,320	4,633	504	4,587
6. 69108	STATE FARM LIFE INS CO	2.7%	(2.6%)	51,040	9,433	11,258	109,686
7. 67466	PACIFIC LIFE INS CO	2.6%	(3.0%)	49,431	312	439	5,836
8. 71153	HARTFORD LIFE AND ANNUITY INS CO	2.5%	(2.4%)	47,028	0	1,303	7,346
9. 60488	AMERICAN GENERAL LIFE INS CO	2.4%	(2.4%)	44,519	700	3,782	39,889
10. 65935	MASSACHUSETTS MUTUAL LIFE INS CO	1.8%	(1.5%)	34,595	14,964	696	24,096
11. 66168	MINNESOTA LIFE INS CO	1.8%	(1.2%)	34,424	1,669	10,274	19,469
12. 63177	FARMERS NEW WORLD LIFE INS CO	1.8%	(1.7%)	33,232	32	10,805	71,697
13. 62235	UNUM LIFE INS CO OF AMERICA	1.7%	(1.9%)	32,149	149	108	839
14. 80802	SUN LIFE ASSURANCE CO OF CANADA	1.7%	(1.4%)	31,893	2,005	155	3,232
15. 67121	TRANSAMERICA OCCIDENTAL LIFE INS CO	1.6%	(1.7%)	30,891	262	769	18,950
16. 65595	LINCOLN BENEFIT LIFE CO	1.6%	(1.3%)	30,140	1	3,292	18,548
17. 91596	NEW YORK LIFE INS AND ANNUITY CORP	1.6%	(1.3%)	29,891	0	576	9,158
18. 65919	PRIMERICA LIFE INS CO	1.5%	(1.5%)	28,765	0	3,603	35,158
19. 62944	AXA EQUITABLE LIFE INS CO	1.5%	(1.1%)	28,325	3,820	456	12,745
20. 64246	GUARDIAN LIFE INS CO OF AMERICA, THE	1.4%	(1.4%)	26,183	5,680	501	7,648
21. 65676	LINCOLN NATIONAL LIFE INS CO, THE	1.3%	(1.3%)	24,792	251	628	7,503
22. 67105	RELIASTAR LIFE INS CO	1.2%	(1.4%)	23,546	314	785	13,925
23. 69868	UNITED OF OMAHA LIFE INS CO	1.2%	(1.2%)	22,901	0	3,654	31,532
24. 69019	STANDARD INS CO	1.2%	(1.2%)	22,529	546	28	1,644
25. 60399	AMERICAN FAMILY LIFE INS CO	1.2%	(1.1%)	22,390	847	5,864	36,531
Current Year Top 25:		52.7%		996,830	180,205	66,613	800,606
Total for Current Year: 458 Insurers				1,891,433	224,424	234,336	25,282,599
Prior Year: 473 Insurers				1,814,515	216,247	260,982	2,182,679

Company Names: CO = COMPANY CORP = CORPORATION INS = INSURANCE

Note: Due to rounding, numbers may not produce the totals presented.

Insurers Reporting may include insurers that did not have any written premiums but may have reported other activity such as Dividends Paid, Policies Issued and Number of Policies.

Total Arizona Premiums for This Line for All Insurers Reporting (\$000 Omitted)



INSURERS THAT CEASED ARIZONA BUSINESS ACTIVITY

REVOCATIONS

INSURERS THAT HAD THEIR ARIZONA CERTIFICATE OF AUTHORITY REVOKED BY ORDER
OF THE DIRECTOR DURING 2006

Insurer Name	Domicile	NAIC #	Business Type	Date of Order
1. CNP INS CO	AZ	27938	PC	12/14/06
2. PSR2 RRG, INC.	AZ	12499	RG	08/28/06

MERGERS

INSURERS THAT MERGED INTO AN INSURER AUTHORIZED IN ARIZONA DURING 2006

Name of Insurer that merged Merger Survivor Name	Domicile	NAIC #	Business Type	Effective Date
1. ACADEMY LIFE INS CO	MO	60046	LD	07/01/06
LIFE INVESTORS INS CO OF AMERICA	IA	64130		
2. AQUA CAPTIVE INS, INC.	AZ	11845	CP	09/01/06
AQUAGUARDIAN INS CO, INC.	AZ	11845		
3. BOSTON OLD COLONY INS CO	IL	20761	PC	12/31/06
CONTINENTAL INS CO, THE	PA	35289		
4. CITICORP LIFE INS CO	AZ	80322	LD	10/20/06
METROPOLITAN LIFE INS CO	NY	65978		
5. CITIZENS USA LIFE INS CO	IL	61670	LD	03/31/06
CICA LIFE INS CO OF AMERICA	CO	71463		
6. CNA CASUALTY OF CALIFORNIA	IL	20435	PC	12/31/06
CONTINENTAL CASUALTY CO	IL	20443		
7. COMMERCIAL INS CO OF NEWARK, NEW JERSEY	PA	20818	PC	12/31/06
FIREMEN'S INS CO OF NEWARK, NEW JERSEY	PA	20850		
8. CONTINENTAL REINSURANCE CORP	PA	20923	PC	12/31/06
FIREMEN'S INS CO OF NEWARK, NEW JERSEY	PA	20850		
9. FIDELITY AND CASUALTY CO OF NEW YORK, THE	PA	35270	PC	12/31/06
CONTINENTAL INS CO, THE	PA	35289		
10. FINANCIAL BENEFIT LIFE INS CO	KS	98213	LD	09/30/06
AMERICAN INVESTORS LIFE INS CO, INC.	KS	60631		
11. FIREMEN'S INS CO OF NEWARK, NEW JERSEY	PA	20850	PC	12/31/06
CONTINENTAL INS CO, THE	PA	35289		
12. FORT WAYNE HEALTH & CASUALTY INS CO	IN	38830	PC	10/01/06
NORTH AMERICAN SPECIALTY INS CO	NH	29874		
13. GLENS FALLS INS CO, THE	IL	34622	PC	12/31/06
FIREMEN'S INS CO OF NEWARK, NEW JERSEY	PA	20850		
14. GUARANTY NATIONAL INS CO	DE	11401	PC	12/28/06
SECURITY INS CO OF HARTFORD	DE	24902		
15. KANSAS CITY FIRE AND MARINE INS CO	PA	20885	PC	12/31/06
CONTINENTAL INS CO, THE	PA	35289		
16. LIBERTY LIFE INS CO	SC	65323	LD	06/30/06
LIBERTY LIFE INS CO	SC	61492		
17. MAYFLOWER INS CO, LTD., THE	IL	22152	PC	12/31/06
CONTINENTAL INS CO, THE	PA	35289		
18. MEMBER SERVICE LIFE INS CO	OK	88420	LD	10/01/06
FORT DEARBORN LIFE INS CO	IL	71129		
19. NIAGARA FIRE INS CO	IL	35106	PC	12/31/06
CONTINENTAL INS CO, THE	PA	35289		
20. PARAGON LIFE INS CO	MO	93564	LD	05/01/06
METROPOLITAN LIFE INS CO	NY	65978		

Company Names: CO = COMPANY CORP = CORPORATION INS = INSURANCE RRG = RISK RETENTION GROUP
 Business Types: CI = CASUALTY CP = CAPTIVE INSURER FB = FRATERNAL BENEFIT SOCIETY HC = HEALTH CARE SERVICE ORGANIZATION LD = LIFE AND DISABILITY
 LI = LIFE LR = LIFE AND DISABILITY REINSURER LW = LIFE AND DISABILITY REINSURER WITH DIRECT WRITE AUTHORITY
 MR = MECHANICAL REIMBURSEMENT REINSURERS PC = PROPERTY AND CASUALTY PI = PROPERTY INSURER SC = SERVICE CORPORATION
 RG = RISK RETENTION GROUP UR = UNAFFILIATED CREDIT LIFE AND DISABILITY REINSURER

* DBA (Doing Business As)

† Transaction completed during Fiscal Year 2007, but effective prior to January 1, 2006.

MERGERS DURING 2006 - (continued)

Name of Insurer that merged Merger Survivor Name	Domicile	NAIC #	Business Type	Effective Date
21. SAGE LIFE ASSURANCE OF AMERICA, INC. VALLEY FORGE LIFE INS CO	DE IN	93246 70211	LD	09/30/06
22. SOUTHWESTERN LIFE INS CO VALLEY FORGE LIFE INS CO	TX IN	91391 70211	LD	12/28/06

WITHDRAWALS

INSURERS THAT VOLUNTARILY WITHDREW FROM ARIZONA AND INSURERS THAT MERGED
INTO AN INSURER NOT AUTHORIZED IN ARIZONA DURING 2006

Insurer Name	Domicile	NAIC #	Business Type	Effective Date
1. ADIRONDACK REINSURANCE CO	AZ	---	UR	02/22/06
2. AMERICAN MERCHANTS CASUALTY CO	MN	43630	PC	09/19/06
3. BRADLEY LIFE INS CO	AZ	---	UR	07/25/06
4. BREMER LIFE INS CO	AZ	81221	LR	10/10/06
5. CAPITOL SPECIALTY INS CO RRG	DC	12018	RG	04/14/06
6. CM ASSURANCE CO	CT	76830	LD	12/28/06
7. DOBCO LIFE INS CO	AZ	86851	LR	12/11/06
8. EASTERN STATES REINSURANCE CO	AZ	34010	MR	08/22/06
9. FAIRLANE LIFE INS CO	AZ	72400	LR	12/11/06
10. FRANKLIN PROTECTIVE LIFE INS CO	MS	98655	LD	09/08/06
11. INDIANA BENEFIT LIFE INS CO	AZ	---	UR	10/11/06
12. INTERNATIONAL FINANCIAL SERVICES LIFE INS CO	MO	64084	LI	09/08/06
13. IRWIN UNION CREDIT INS CORP	AZ	83267	LR	12/26/06
14. LINCOLNWAY LIFE INS CO	AZ	---	UR	04/18/06
15. NEWPORT MUTUAL INS RRG, INC.	HI	10967	RG	11/14/06
16. POMOCO LIFE INS CO, INC.	AZ	72150	LR	12/18/06
17. SPECIALIZED LOCAL DELIVERY RRG, INC.	DC	10128	RG	12/05/06
18. TRI CAPTIVE INS CO, INC.	AZ	---	CP	03/30/06
19. UPPER DELAWARE CAPTIVE INS CO	AZ	---	CP	08/30/06
20. WEST VALLEY UNION CLUB LIFE CARE CENTER, INC.	AZ	95622	LP	10/23/06

RECEIVERSHIPS

INSURERS ORDERED TO LIQUIDATE DURING 2006

Insurer Name	Domicile	NAIC #	Business Type	Date of Order
1. SECURITY GENERAL LIFE INS CO	OK	68691	LD	11/13/06
2. SHELBY CASUALTY INS CO	TX	30503	PC	08/01/06
3. SHELBY INS CO, THE	TX	15156	PC	08/01/06
4. VESTA FIRE INS CORP	TX	11762	PC	08/01/06

Company Names: CO = COMPANY CORP = CORPORATION INS = INSURANCE RRG = RISK RETENTION GROUP
 Business Types: CI = CASUALTY CP = CAPTIVE INSURER FB = FRATERNAL BENEFIT SOCIETY HC = HEALTH CARE SERVICE ORGANIZATION LD = LIFE AND DISABILITY
 LI = LIFE LR = LIFE AND DISABILITY REINSURER LW = LIFE AND DISABILITY REINSURER WITH DIRECT WRITE AUTHORITY
 MR = MECHANICAL REIMBURSEMENT REINSURERS PC = PROPERTY AND CASUALTY PI = PROPERTY INSURER SC = SERVICE CORPORATION
 RG = RISK RETENTION GROUP UR = UNAFFILIATED CREDIT LIFE AND DISABILITY REINSURER

* DBA (Doing Business As)

† Transaction completed during Fiscal Year 2007, but effective prior to January 1, 2006.

RECEIVERSHIP ACTIVITY

2006 RECEIVERSHIP ACTIVITY

ARIZONA COMPANIES IN RECEIVERSHIP AS OF DECEMBER 31, 2006

COMPANY NAME	DATE OF RECEIVERSHIP	NAIC #
1. AMERICAN BONDING COMPANY	02/02/95	10138
2. DIAMOND BENEFITS LIFE INSURANCE COMPANY	12/19/88	74969
3. PREMIER HEALTHCARE OF ARIZONA, INC.	11/16/99	95053

ARIZONA COMPANIES IN RECEIVERSHIP WHICH WERE TERMINATED DURING 2006

COMPANY NAME	CLOSING DATE OF RECEIVERSHIP	NAIC #
1. OLD WEST ANNUITY & LIFE INSURANCE COMPANY	1/13/06	76701
2. NORTH AMERICAN PHYSICIANS INSURANCE RRG	2/17/06	34053
3. GREAT GLOBAL ASSURANCE COMPANY	12/15/06	18937
4. AMS LIFE INSURANCE COMPANY	12/29/06	86142

FOREIGN COMPANIES IN ANCILLARY RECEIVERSHIP AS OF DECEMBER 31, 2006

COMPANY NAME	DATE OF RECEIVERSHIP	NAIC #
1. RELIANCE INSURANCE COMPANY	3/14/02	24457

FOREIGN COMPANIES IN ANCILLARY RECEIVERSHIP WHICH WERE TERMINATED DURING 2006

None to Report

QUALIFIED SURPLUS LINES INSURERS

QUALIFIED SURPLUS LINES INSURERS

AS OF DECEMBER 31, 2006

Listed below are those non-admitted insurers for which a sponsoring Surplus Lines Broker has filed documents required to qualify the insurer to transact surplus lines insurance in Arizona as of December 31, 2006. The Director of the Arizona Department of Insurance is not required to determine the actual financial condition or claims practices of non-admitted insurers. A Surplus Lines Broker shall not place business with an insurer that is not on this list. Surplus lines insurers may provide only coverages that are recognized surplus lines pursuant to A.R.S. § 20-409 or those that cannot be procured on the admitted market after diligent effort. Insurers are added to and removed from the list during the year. For a current listing, please visit the Department's Web Site at <http://www.id.state.az.us/>.

NAME OF UNAUTHORIZED INSURER	ARIZONA PREMIUMS
1. ACCEPTANCE INDEMNITY INS CO	676,006
2. ACE EUROPEAN GROUP LIMITED	1,308
3. ADMIRAL INS CO	7,374,905
4. ADRIATIC INS CO	959,221
5. ALEA LONDON LIMITED	1,456,321
6. ALLIANZ GLOBAL CORPORATE & SPECIALTY - AKTIENGESELLSCHAFT	0
7. ALLIANZ GLOBAL CORPORATE & SPECIALTY (FRANCE)	2,276,770
8. ALLIED WORLD ASSURANCE CO (U.S.) INC	2,700,722
9. AMERICAN EMPIRE SURPLUS LINES INS CO	1,049,677
10. AMERICAN EQUITY SPECIALTY INS CO	44,640
11. AMERICAN HEALTHCARE SPECIALTY INS CO	0
12. AMERICAN INTERNATIONAL SPECIALTY LINES INS CO	40,463,509
13. AMERICAN MODERN SURPLUS LINES INS CO	0
14. AMERICAN SAFETY INDEMNITY CO	14,490,516
15. AMERICAN WESTERN HOME INS CO	455,608
16. APPALACHIAN INS CO	0
17. ARCH EXCESS & SURPLUS INS CO	814,883
18. ARCH SPECIALTY INS CO	14,551,893
19. ASPEN INS UK LIMITED	1,869,357
20. ASPEN SPECIALTY INS CO	1,758,570
21. ASSOCIATED ELECTRIC & GAS INS SERVICES, LTD (AEGIS)	5,392,735
22. ASSOCIATED INTERNATIONAL INS CO	(1,470,031)
23. ATLANTIC CASUALTY INS CO	2,767,307
24. AVIVA INTERNATIONAL INS LIMITED	455,867
25. AXA CORPORATE SOLUTIONS ASSURANCE	505,834
26. AXIS SPECIALTY EUROPE LIMITED	1,576
27. AXIS SPECIALTY INS CO	3,428,190
28. AXIS SURPLUS INS CO	2,264,666
29. BERKSHIRE HATHAWAY INTERNATIONAL INS LTD	0
30. BRITISH AVIATION INS CO LTD, THE	0
31. BURLINGTON INS CO, THE	3,631,284
32. CANAL INDEMNITY CO	254
33. CAPITOL SPECIALTY INS CORP	2,301,248
34. CATLIN INS CO (UK) LTD	0
35. CATLIN INS CO LTD	84,775
36. CHUBB CUSTOM INS CO	2,485,664

Company Names: CO = COMPANY CORP = CORPORATION INS = INSURANCE

QUALIFIED SURPLUS LINES INSURERS as of December 31, 2005 - (continued)

NAME OF UNAUTHORIZED INSURER	ARIZONA PREMIUMS
37. CLARENDON AMERICA INS CO	6,799,243
38. COLONY INS CO	7,348,147
39. COLONY NATIONAL INS CO	995,410
40. COLUMBIA CASUALTY CO	16,926,719
41. COMMONWEALTH INS CO	3,388,590
42. CONVERIUM INS (UK) LIMITED	1,079,357
43. DARWIN SELECT INS CO	1,180
44. DISCOVER SPECIALTY INS CO	1,632,157
45. EMPIRE INDEMNITY INS CO	168,123
46. ENDURANCE AMERICAN SPECIALTY INS CO	81,859
47. ENERGY INS MUTUAL LTD	2,153,337
48. ESSEX INS CO	3,598,981
49. EVANSTON INS CO	8,342,823
50. EVEREST INDEMNITY INS CO	8,628,592
51. EXECUTIVE RISK SPECIALTY INS CO	1,252,803
52. FIREMAN'S FUND INS CO OF OHIO	10,074
53. FIRST MERCURY INS CO	8,423,333
54. FIRST SPECIALTY INS CORP	7,169,294
55. GARD MARINE & ENERGY LIMITED	0
56. GEMINI INS CO	23,307,936
57. GENERAL STAR INDEMNITY CO	4,938,423
58. GENERALI ASSURANCES IARD	454,841
59. GENERALI, ASSICURAZIONI GENERALI, S.P.A.	0
60. GENESIS INDEMNITY INS CO	408,082
61. GLENCOE INS LTD	1,131,020
62. GOTHAM INS CO	127,124
63. GREAT AMERICAN E&S INS CO	1,908,269
64. GREAT AMERICAN FIDELITY INS CO	0
65. GREAT AMERICAN PROTECTION INS CO	0
66. GREAT DIVIDE INS CO	9,132,839
67. GREAT LAKES REINSURANCE (UK) PLC	3,678,615
68. GUILFORD INS CO	17,616
69. GULF UNDERWRITERS INS CO	320,849
70. HCC SPECIALTY INS CO	0
71. HEDDINGTON INS (UK) LTD	0
72. HOMELAND INS CO OF NEW YORK	1,254,828
73. HOUSTON CASUALTY CO	3,029,374
74. HUDSON SPECIALTY INS CO	1,468,137
75. ILLINOIS EMCASCO INS CO	40,514
76. ILLINOIS UNION INS CO	12,354,841
77. INDIAN HARBOR INS CO	2,344,666
78. INTEGON SPECIALTY INS CO	1,952,761
79. INTERNATIONAL INS CO OF HANNOVER LTD	718,492

Company Names: CO = COMPANY CORP = CORPORATION INS = INSURANCE

QUALIFIED SURPLUS LINES INSURERS as of December 31, 2005 - (continued)

NAME OF UNAUTHORIZED INSURER	ARIZONA PREMIUMS
80. INTERSTATE FIRE & CASUALTY CO	8,913,885
81. JAMES RIVER INS CO	5,072,551
82. LANDMARK AMERICAN INS CO	4,361,588
83. LANTANA INS LTD	280,217
84. LEXINGTON INS CO	85,200,183
85. LIBERTY MUTUAL INS EUROPE LIMITED	6,564
86. LIBERTY SURPLUS INS CORP	5,935,985
87. LLOYD'S OF LONDON SYNDICATES *	54,823,218
88. LONDON & EDINBURGH INS CO LTD	0
89. MARINE INS CO LTD, THE	1,025,827
90. MARKEL INTERNATIONAL INS CO LTD	697,885
91. MAXUM INDEMNITY CO	702,792
92. MONTICELLO INS CO	1,364
93. MOUNT VERNON FIRE INS CO	2,594,747
94. MT HAWLEY INS CO	6,152,621
95. NATIONAL FIRE & MARINE INS CO	32,900,303
96. NEVADA CAPITAL INS CO	0
97. NIC INS CO	2,880,612
98. NOETIC SPECIALTY INS CO	376,457
99. NORTH AMERICAN CAPACITY INS CO	4,108,886
100. NORTHFIELD INS CO	446,915
101. NUTMEG INS CO	446,758
102. OCEAN MARINE INS CO LTD, THE	0
103. OLD REPUBLIC UNION INS CO	0
104. PACIFIC INS CO, LTD	377,631
105. PENN-STAR INS CO	1,778,786
106. PHILADELPHIA INS CO	0
107. PRAETORIAN SPECIALTY INS CO	0
108. PRIME INS CO	0
109. PRINCETON EXCESS AND SURPLUS LINES INS CO, THE	1,508,676
110. PROFESSIONAL UNDERWRITERS LIABILITY INS CO	2,718,528
111. QBE INS (EUROPE) LIMITED	343,542
112. QBE SPECIALTY INS CO	74,973
113. QUANTA SPECIALTY LINES INS CO	6,351,233
114. RED MOUNTAIN CASUALTY INS CO, INC	803,105
115. ROYAL SURPLUS LINES INS CO	57,346
116. SAFECO SURPLUS LINES INS CO	0
117. SAVERS PROPERTY AND CASUALTY INS CO	83,086
118. SCOTTSDALE INDEMNITY CO	20,990,737
119. SIRIUS INTERNATIONAL INS CORP	74,777
120. SOUTHERN VANGUARD INS CO	0
121. SR INTERNATIONAL BUSINESS INS CO LTD	875,865
122. ST PAUL SURPLUS LINES INS CO	1,330,988

Company Names: CO = COMPANY CORP = CORPORATION INS = INSURANCE

QUALIFIED SURPLUS LINES INSURERS as of December 31, 2005 - (continued)

NAME OF UNAUTHORIZED INSURER	ARIZONA PREMIUMS
123. STARR EXCESS LIABILITY INS CO, LTD	4,056,337
124. STEADFAST INS CO	23,409,277
125. SWISS RE SPECIALTY INS (UK) LIMITED	498,874
126. THROUGH TRANSPORT MUTUAL INS ASSOCIATION (EURASIA) LTD	0
127. TRAVELERS EXCESS AND SURPLUS LINES CO	393,241
128. TUDOR INS CO	1,691,079
129. UNITED NATIONAL INS CO	3,262,431
130. UNITED SPECIALTY INS CO	0
131. USF INS CO	8,586,922
132. USF&G SPECIALTY INS CO	340,334
133. WELLINGTON SPECIALTY INS CO	389,316
134. WESTCHESTER SURPLUS LINES INS CO	5,915,271
135. WESTERN WORLD INS CO	3,721,115
136. WIND RIVER INS CO, LTD	9,467
137. WÜRTTEMBERGISCHE VERSICHERUNGS AG	93,401
138. XL SELECT INS CO	208,610
Total Arizona Premiums for 138 Qualified Surplus Lines Insurers	566,256,829

*** FOOTNOTES:**

Item 87. Lloyd's of London Syndicates

Lloyd's of London Syndicates as follows: Syndicate Numbers: 33, 190 , 282 , 318, 382, 435, 457, 510, 557, 566, 570, 609, 623, 727, 780, 807, 958, 994 (2006 year only), 1007 (2006 year only), 1036, 1084, 1176, 1183, 1200, 1206, 1209, 1218, 1221, 1225, 1243 (2004 year only), 1245 (2004 year only).

No other syndicates of the Lloyd's of London Syndicates may transact surplus line insurance under the name of the "Lloyd's of London Syndicates" in Arizona.

SUMMARY OF SURPLUS LINES BUSINESS

2006 Premiums Written

(\$000 Omitted)

SURPLUS LINES BUSINESS DESCRIPTION	PREMIUMS WRITTEN
1. GENERAL LIABILITY (GL)	354,125
2. PROFESSIONAL LIABILITY (PL)	90,275
3. FIRE AND ALLIED LINES (FA)	73,454
4. AUTOMOBILE PHYSICAL DAMAGE (AP)	14,137
5. AUTOMOBILE LIABILITY (AL)	10,881
6. PRODUCT LIABILITY (PROD)	7,396
7. INLAND MARINE (IM)	7,150
8. ACCIDENT AND HEALTH (AH)	3,750
9. MISCELLANEOUS (MS)	3,362
10. AVIATION LIABILITY (AVL)	2,970
11. AVIATION PHYSICAL DAMAGE (AVPD)	1,956
Current Year Total:	569,457

Note: Due to rounding, numbers may not produce the totals presented.

Total Arizona Qualified Surplus Lines Insurers Premiums

Premiums as reported by the Surplus Lines Association of Arizona

(\$000 Omitted)

